



**Weigh Belts &
Weigh Belt Feeders**




RICE LAKE[®]
WEIGHING SYSTEMS

www.ricelake.com

Rice Lake MASTER Weigh Belts & Weigh Belt Feeders

Standard Range or Customized

Incorporate more control into your process than ever before with Rice Lake Weighing Systems' weigh belt feeders. Ideal for a wide variety of industries, including food, mining, quarries, bulk material blending, process control, and truck, barge or rail load-out applications, weigh belt feeders help ensure accurate and consistent weight output.




Weigh Belts (for measuring and batching purposes) and Weigh Belt Feeders (for flow control purposes) can be designed according to your specifications and are available in painted steel or, for increased sanitation and durability, in stainless steel. Additional sanitary designs are available as well.





Infeed control or belt speed control optimizes product flow and dosing to maintain the highest possible product quality. Regulate the capacity of a bulk flow using the measured value and controlled feeding.



Weigh frame and speed sensor selection is determined by the required accuracy, variables like belt speed and inclination of the belt, the structure of the transport belt, and external circumstances like moisture and aggressive environment. Rice Lake weigh belt feeders integrate with Master belt scale frames BS421, BS311, BS221DB, BS211 and BS143.

Weigh Belts & Weigh Belt Feeders



Weigh belt control is enhanced when paired with Rice Lake's 920i[®] digital weight indicator/controller. The adaptable 920i provides enhanced features, programmability and control for weigh belt feeder processes. Its large 4.6-inch by 3.4-inch backlit LCD graphical display is easy to read and shows valuable process data such as rate, speed, real-time load and total material weighed. PID regulation for flow control is available.

Standard Features

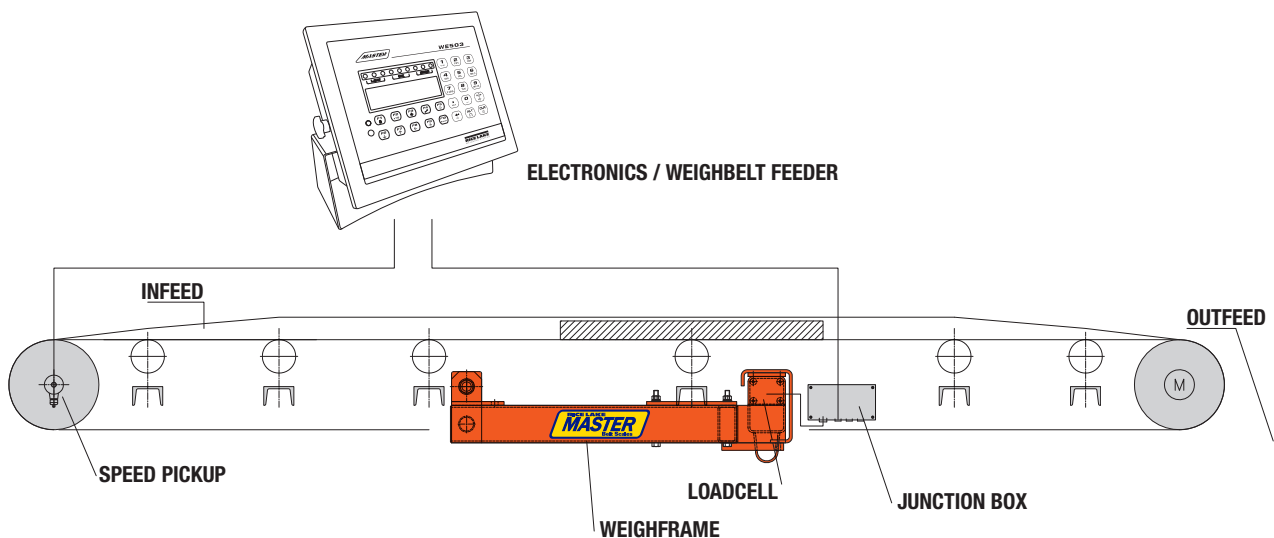
- Available in a range of dimensions
- Open or enclosed constructions
- Standard design or customized for application requirements
- Mild steel or stainless steel
- One-year limited warranty

Options

- Quick belt change
- Food grade materials available to meet HACCP requirements
- Legal for Trade approval according to OIML and MID standards
- ATEX categories 112GD and 113GD approvals
- Other options on request

Specifications

Integrated Model:	BS421, BS311, BS221DB, BS211, BS143
Junction Box:	Reinforced ABS or stainless steel
Electronics:	920BCi standard, other models available
Speed Pickup:	Mild or stainless steel



SALES AND TECHNICAL ASSISTANCE

RICE LAKE
WEIGHING SYSTEMS

HEADQUARTERS
230 West Coleman Street
Rice Lake, Wisconsin 54868 - USA
Tel: (715) 234 9171 | Fax: (715) 234 6967

RICE LAKE WEIGHING SYSTEMS EUROPE B.V.
Weiland 11
NL-6666 MH Heteren - The Netherlands
Tel: +31 (0) 26 472 1319 | Email: europe@ricelake.com
www.ricelake.com