

Indicators / Controllers

TABLE OF CONTENTS

INDICATORS

120 DIGITAL WEIGHT INDICATOR	124
120 PLUS DIGITAL WEIGHT INDICATOR	125
320IS & 320IS PLUS DIGITAL WEIGHT INDICATOR.....	126
IQ PLUS® 355 DIGITAL WEIGHT INDICATOR.....	128
<i>Backplate & Tilt Stand Assemblies</i>	
IQ PLUS® 355 DIGITAL WEIGHT INDICATOR.....	130
<i>Enclosure & CPU Board</i>	
IQ PLUS® 355 DIGITAL WEIGHT INDICATOR.....	131
<i>Line Filter & Ground Post Assembly</i>	
IQ PLUS® 390 DC DIGITAL WEIGHT INDICATOR	132
SURVIVOR® 390HE HOSTILE ENVIRONMENT DIGITAL WEIGHT INDICATOR	134
420 UNIVERSAL	135
SURVIVOR® 420 HE HOSTILE ENVIRONMENT DIGITAL WEIGHT INDICATOR	138
480/482 LEGEND SERIES DIGITAL WEIGHT INDICATOR BACKPLATE	140
380 SYNERGY SERIES	142
680 SYNERGY SERIES	144
680HE.....	148
682 AC	150
682 DC	152
IQ PLUS® 590-DC DIGITAL WEIGHT INDICATOR.....	154
720I® PANEL MOUNT ENCLOSURE	156
<i>Panel Model</i>	
720I® UNIVERSAL DIGITAL WEIGHT INDICATOR	158
<i>Universal Model</i>	
820I® PANEL MOUNT INDICATOR/CONTROLLER	160
<i>Main Assembly</i>	
820I® UNIVERSAL INDICATOR/CONTROLLER.....	162
<i>Main Assembly</i>	
880 PANEL MOUNT	164
<i>5.0 in and 5.5 in</i>	
880 PLUS UNIVERSAL ENCLOSURE	166
882IS/882IS PLUS INTRINSICALLY SAFE DIGITAL WEIGHT INDICATOR	168
882D	170
920I® UNIVERSAL INDICATOR/CONTROLLER.....	172
<i>Main Assembly</i>	
920I® UNIVERSAL INDICATOR/CONTROLLER.....	175
<i>Power Supply</i>	
920I® PANEL MOUNT INDICATOR/CONTROLLER	176
<i>Main Assembly</i>	
920I® PANEL MOUNT INDICATOR/CONTROLLER	179
<i>CPU Board Connections</i>	
920I® DEEP ENCLOSURE INDICATOR/CONTROLLER	181
<i>Main Assembly</i>	

920I® WALL MOUNT INDICATOR/CONTROLLER	184
<i>Main Assembly</i>	
920I® WALL MOUNT INDICATOR/CONTROLLER	187
<i>Bottom View</i>	
920I® WALL MOUNT INDICATOR/CONTROLLER	188
<i>CPU Board & Power Supply Connections</i>	
1280 ENTERPRISE UNIVERSAL ENCLOSURE	190
1280 ENTERPRISE PANEL ENCLOSURE	192
1280 ENTERPRISE WALL ENCLOSURE	194
1280 ENTERPRISE CONTROLLER ASSEMBLY	196
1280 ENTERPRISE CONTROLLER ASSEMBLY	197
<i>7 in Touch Only Screen</i>	
1280 ENTERPRISE CONTROLLER ASSEMBLY	198
<i>12 in Touch Only Screen</i>	
1280 ENTERPRISE	199

CONTROLLERS

TRACER AV	200
TRACER AVI.....	201

INDICATORS

120 Digital Weight Indicator



Part Number/Price

Part#	Description	Price
131924	CPU board assembly for use with internal connector	Consult
131925	AC adaptor 115VAC NEMA Type 5-15 plug, 230VAC (2-pin) CEE 7/7 plug	Consult
78610	Overlay membrane switch	Consult
105669	Wing knob M6 x 16 mm	Consult
83430	Screw, slotted drilled fillister M3	Consult
83432	Screw, self-tap enclosure	Consult
83431	Foot, rubber bumper	Consult
83429	Sealing plate	Consult
82505	6-pin socket load cell connector (cable end) requires 103507	Consult
103507	Chassis mounted load cell connector, replaces Cord-grip	Consult
76699	Operation manual	Consult
93205	Load cell connector with 6-meter length pigtail requires 103507	Consult
83110	Eprom, programmed	Consult
78949	Tilt stand	Consult

120 Plus Digital Weight Indicator

Part Number/Price

Part#	Description	Price
103634	CPU/display board assembly	Consult
103635	Overlay membrane switch	Consult
103636	AC adaptor 115VAC NEMA Type 5-15 plug, 230VAC (2-pin) CEE 7/7 plug	Consult
103637	Rechargeable battery	Consult
105669	Wing knob M6 x 16 mm	Consult
83430	Screw, slotted drilled fillister	Consult
83429	Sealing plate	Consult
83432	Screw, self-tap enclosure	Consult
83431	Foot, rubber bumper	Consult
78949	Tilt stand	Consult
82505	6-pin socket load cell connector (cable end) requires 103507	Consult
103507	Chassis mounted load cell plug (include lock nut and washer)	Consult
93205	Load cell connector with 6-meter length pigtail, requires 103507	Consult
105670	15-pin connector for communication and I/O	Consult
106705	15-pin interface cable with 2 meter length	Consult
107620	Digital I/O card	Consult



320IS & 320IS Plus Digital Weight Indicator

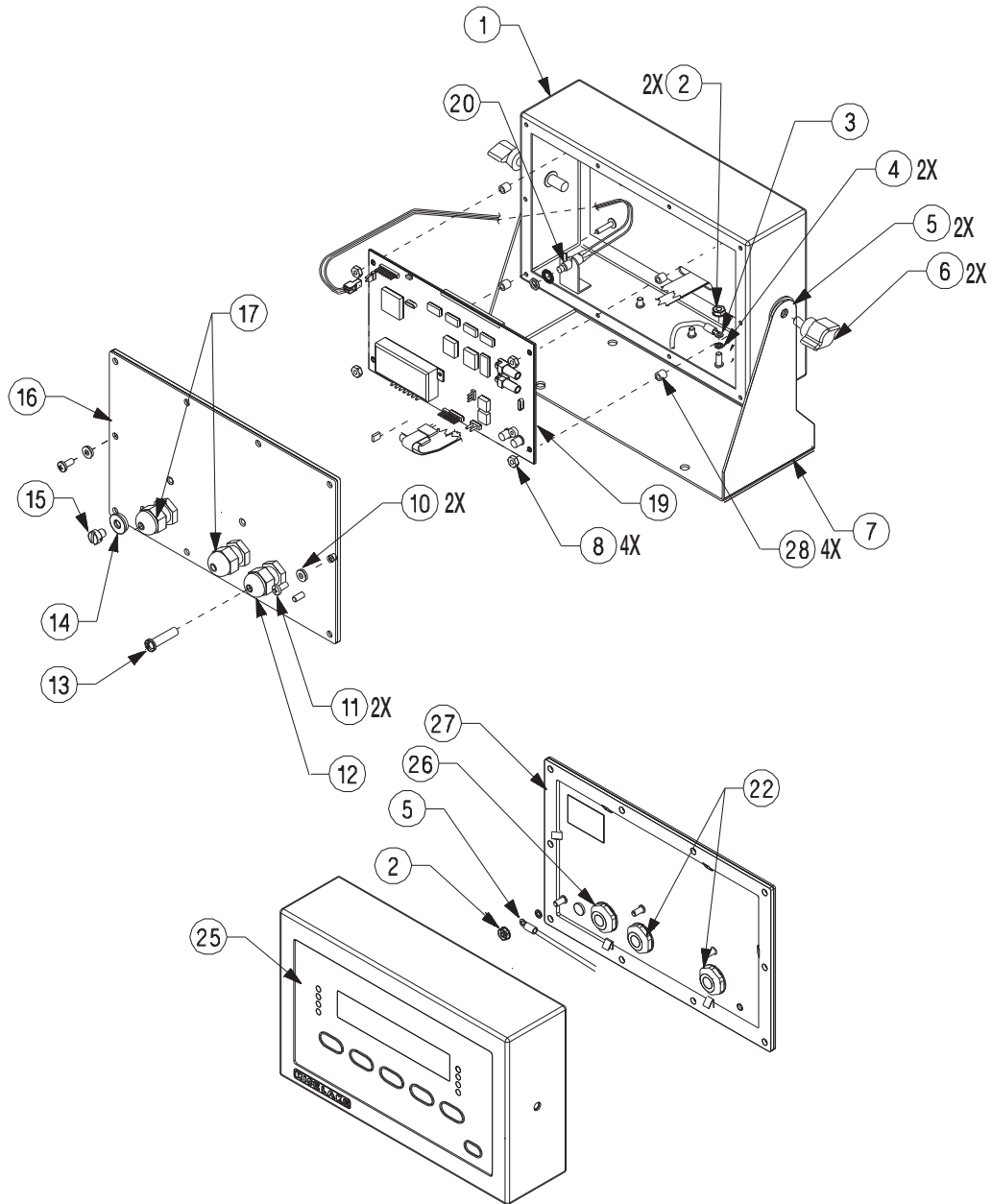


Part Number/Price

Ref#	Part#	Description	Price
1	50555	Enclosure	Consult
2	14626	Nut, KEP 8-32NC Hex	Consult
3	45043	Ground wire	Consult
4	15134	Washer, Loc No. 8	Consult
5	15144	Washer, nylon	Consult
6	68403	Knob, black	Consult
7	29635	Stand, tilt SST	Consult
8	14621	Nut, KEP 6-32NC Hex	Consult
10	45042	Washers, sealing	Consult
11	14862	Back panel screws 8-32NC	Consult
12	15626	Cable grip, black plastic	Consult
13	19538	Post, slotted black	Consult
14	44676	Washer, bonded sealing	Consult
15	42640	Screw, machine	Consult
16	72916	Backplate, SST	Consult
17	91852	Cable grip, nickel	Consult
19	86242	CPU board assembly	Consult
20	51974	Set-up switch assembly	Consult
22	50962	Lock nut, metal	Consult
25	85352	Overlay, 320IS Plus	Consult
25	73055	Overlay, 320IS	Consult
26	15627	Lock nut, black plastic	Consult
27	84388	Gasket, backplate	Consult
28	15365	Spacer, round	Consult
—	83178	EPROM, CPU flash memory chip	Consult
—	179142	DC extension cable 10 ft	Consult
—	179143	DC extension cable 25 ft	Consult
—	179144	DC extension cable 50 ft	Consult
—	179145	DC extension cable 75 ft	Consult
—	179146	DC extension cable 100 ft	Consult
—	212271	Cable Assy 10 ft Adapter Cable for 320IS to MB-EPS-100-240-X2 882IS Power Supply	Consult
—	212309	Cable Assy 50 ft Adapter Cable for 320IS to MB-EPS-100-240-X2 882IS Power Supply	Consult
—	212310	Cable Assy 100 ft Adapter Cable for 320IS to MB-EPS-100-240-X2 882IS Power Supply	Consult
—	180837	Power Supply, 882IS mb-EPS-100-240-X2, Dual Output 6.8VDC 200mA	Consult
—	195109	Power Supply, 882IS Metric MB-EPS-100-240-X2, Dual Output 6.8VDC 200mA Metric thread adapter included 1/2in NPT - M20	Consult

(See Diagram 320IS & 320IS Plus Desktop)

320IS & 320IS Plus Digital Weight Indicator



320IS & 320IS Plus Desktop

Indicators/Controllers

INDICATORS

IQ plus® 355 Digital Weight Indicator

Backplate & Tilt Stand Assemblies



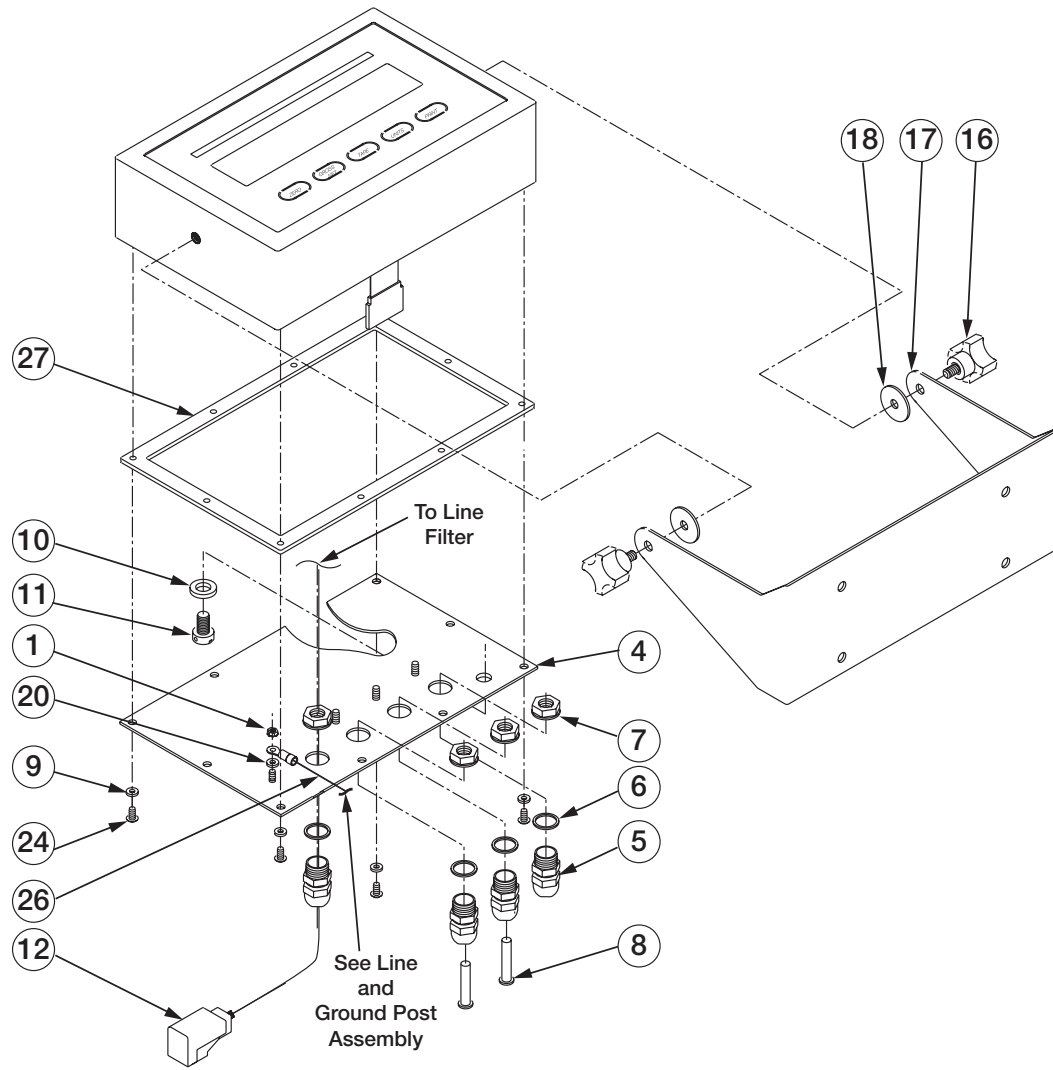
Part Number/Price

Ref#	Part#	Description	Price
	66503	Installation manual	Consult
	70599	6-position connectors for J1 (load cell)	Consult
	70600	7-position connectors for J4 and J12 (serial)	Consult
	83564	Clear protective overlay	Consult
	43381	Analog output board	Consult
	15885	Analog output connector 4-pin	Consult
	52948	Panel mount kit	Consult
	52212	Parts kit	Consult
Components of Part# 52212			
	14626	Nut, KEP, 8-32 NC hex	Consult
	14862	Screw, 8-32 NC x 3/8"	Consult
	15133	Washer, lock No. 8, type A	Consult
	30623	Screw, 8-32 NC x 7/16", drilled fillister	Consult
	70600	7-position connectors for J4 and J12	Consult
	42149	Bumpers, rubber	Consult
	94422	Label, capacity	Consult
	45042	Washer, bonded sealing, SST	Consult
	52209	Label, identification	Consult
	53374	Label, annunciators	Consult
	67550	Clamp, ground cable shield	Consult
	70599	6-position connectors for J1	Consult
	66730	Filter, snap-on ferrite, CE	Consult
1	14626	Nut, KEP, 8-32 NC hex	Consult
4	39017	Enclosure backplate	Consult
5	15626	Cable grips, PG9	Consult
6	30375	Nylon seal rings for cable grips	Consult
7	15627	Lock nuts, PCN9	Consult
8	19538	Cable grip plugs	Consult
9	45042	Sealing washers	Consult
	44676	Sealing washer for set-up switch access screw	Consult
11	42640	Set-up switch access screw, 1/4" x 28 NF x 1/4"	Consult
12	41965	Power cord assembly, 115VAC	Consult
	45254	Power cord assembly, 230VAC	Consult
16	68403	Two-cornered wing knobs for tilt stand (new style)	Consult
17	29635	Tilt stand	Consult
18	15144	Nylon washers for tilt stand, 1/4" x 1" x 1/16"	Consult
20	15134	Lock washers, internal tooth, No. 8, Type A	Consult
24	14862	Screws, 8-32 NC x 3/8"	Consult
26	45043	Ground wire, 4", No. 8	Consult
27	39037	Backplate gasket	Consult

(See Diagram IQ plus 355-A)

IQ plus® 355 Digital Weight Indicator

Backplate & Tilt Stand Assemblies



IQ plus 355-A

INDICATORS

IQ plus® 355 Digital Weight Indicator

Enclosure & CPU Board

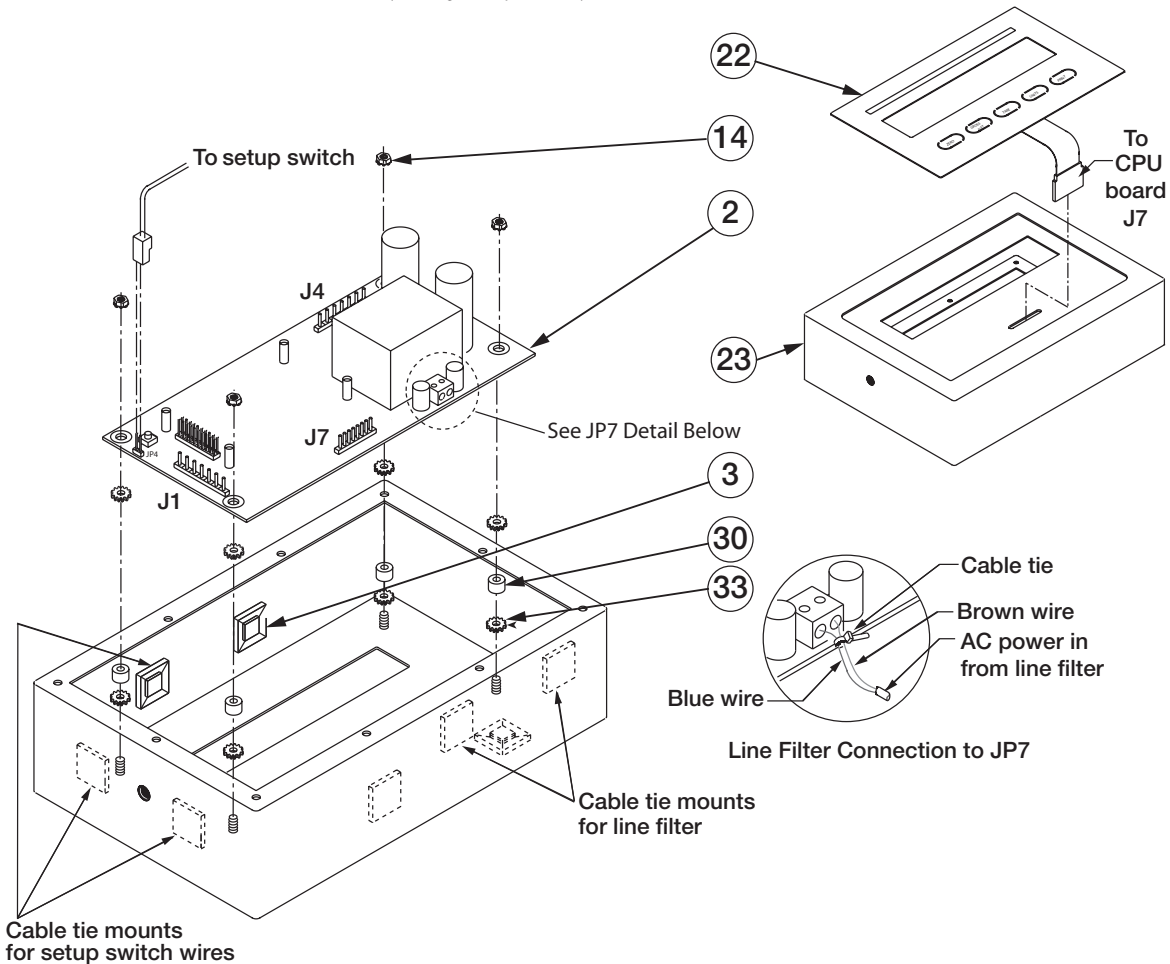


Part Number/Price

Ref#	Part#	Description	Price
2	52211	Display and CPU board assembly, 115VAC	Consult
Components of Part# 52211			
	71631	IC, A/D	Consult
	53848	Fuse, 200 mA, 115VAC	Consult
	16639	Capacitor 4,700 uF at 16V	Consult
	87035	Capacitor 10,000 uF at 16V	Consult
	64742	RS-232 transceiver	Consult
2	52210	Display and CPU board assembly, 230VAC	Consult
Components of Part# 52210			
	71631	IC, A/D	Consult
	53881	Fuse, 100 mA, 230VAC	Consult
	16639	Capacitor 4,700 uF at 16V	Consult
	87035	Capacitor 10,000 uF at 16V	Consult
	64742	RS-232 transceiver	Consult
3	15365	Board mounting spacers	Consult
14	14621	Nut, KEP, 6-32 NC hex	Consult
22	50556	Overlay membrane panel	Consult
23	50555	Enclosure	Consult
30	15650	Cable tie mounts	Consult
33	15131	Lock washers, external tooth, No. 6, Type A	Consult

(See Diagram IQ plus 355-B)

Indicators/Controllers



IQ plus 355-B

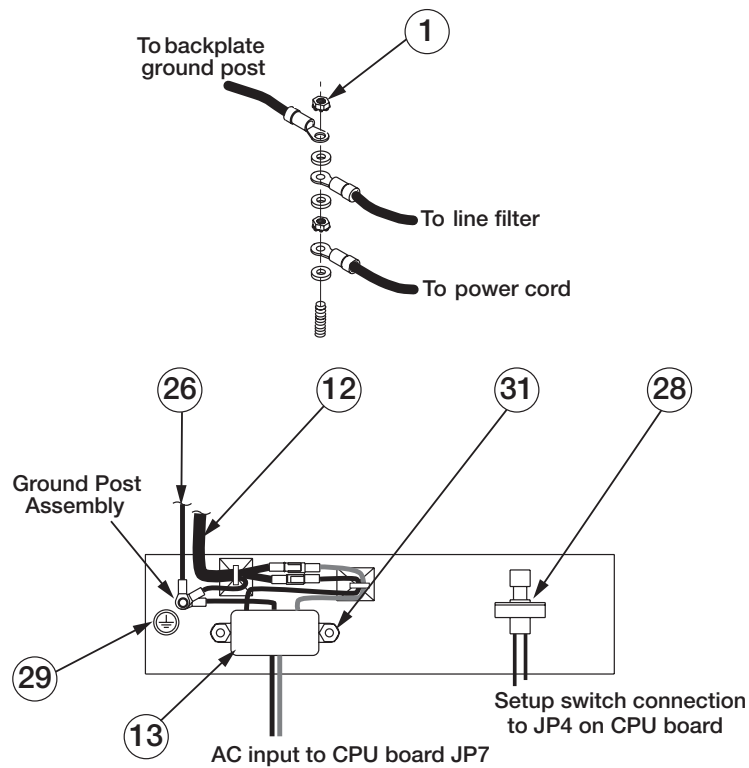
IQ plus® 355 Digital Weight Indicator

Line Filter & Ground Post Assembly

Part Number/Price

Ref#	Part#	Description	Price
1	14626	Nut, KEP, 8-32 NC hex	Consult
12	41965	Power cord assembly, 115VAC	Consult
12	45254	Power cord assembly, 230VAC	Consult
13	41964	Line filter assembly	Consult
26	45043	Ground wire, 4", No. 8	Consult
28	51974	Set-up switch assembly	Consult
29	16892	Ground/earth cable	Consult
31	45302	Line filter standoffs	Consult

(See Diagram IQ plus 355-C)



IQ plus 355-C

INDICATORS

IQ plus® 390 DC Digital Weight Indicator

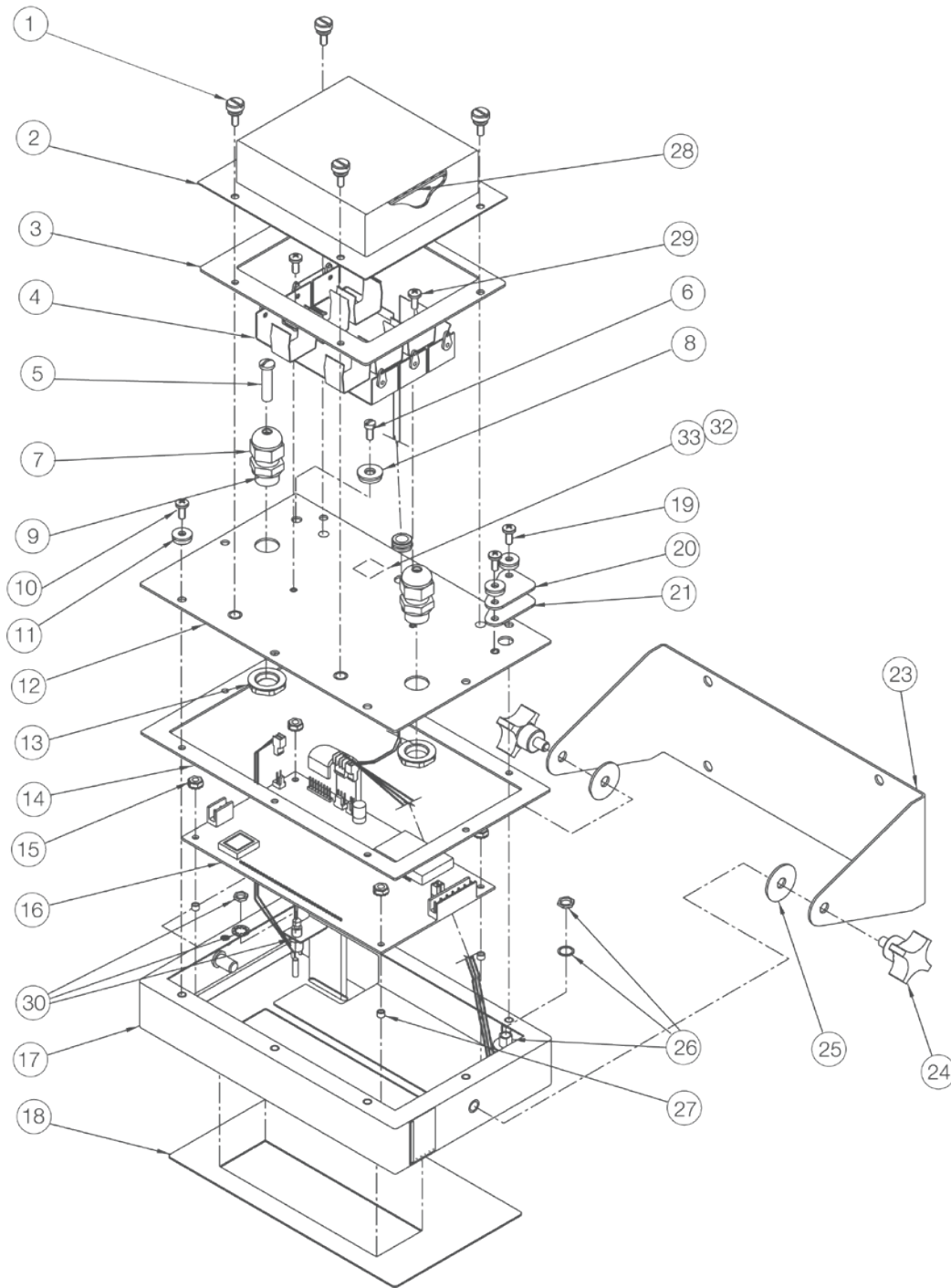


Part Number/Price

Ref#	Part#	Description	Price
	49978	AC adapter, 115VAC	Consult
	130185	AC adapter, 230VAC	Consult
	66730	Filter, snap-on, ferrite, CE	Consult
	48820	Installation manual	Consult
	66785	Parts kit	Consult
Components of Part# 66785			
	14626	Nut, KEP 8-32 NC x 3/8"	Consult
	14862	Screw, 8-32 NC x 3/8"	Consult
	15133	Washer, lock, No. 8, type A	Consult
	15888	Terminal block, 3 position	Consult
	23165	Terminal block, 7 position	Consult
	30623	Screw, 8-32 NC x 7/16	Consult
	42149	Bumpers, rubber	Consult
	94422	Label, capacity	Consult
	45042	Washer, bonded sealing, SST	Consult
	49958	Label, identification	Consult
	67550	Clamp, ground cable shield	Consult
1	49520	Battery cover thumb screws	Consult
2	47939	Battery cover	Consult
3	49557	Battery cover gasket	Consult
4	49909	Battery holder assembly	Consult
5	19538	Cable-grip plug	Consult
6	42640	Set-up switch access screw, 1/4" x 28 NF x 1/4"	Consult
7	15626	Cable, grips PG9	Consult
8	44676	Sealing washer for set-up switch access screw, # 14	Consult
9	30375	Nylon seal rings for cable grips	Consult
10	14862	Screws, 8-32 NC x 3/8"	Consult
11	45042	Sealing washers, #8	Consult
12	47940	Enclosure backplate	Consult
13	15627	Lock nuts, PCN9	Consult
14	49558	Backplate gasket	Consult
15	14626	Nut, KEP, 6-32 NC hex	Consult
16	49954	Display and CPU board assembly	Consult
Components of Part# 49954			
	47137	Display, 6-digit	Consult
	49743	EPROM (for CPU part #48816)	Consult
	65519	EPROM (for CPU part #52380)	Consult
	71631	IC, A/D	Consult
17	47941	Enclosure	Consult
18	48790	Overlay membrane panel	Consult
19	49953	Screw, 8-32 NC x 1/2"	Consult
20	49906	AC adapter port cover	Consult
21	49904	AC adapter port gasket	Consult
23	53073	Tilt stand	Consult
24	30342	Four-cornered wing knobs for tilt stand (old style)	Consult
24	68403	Two-cornered wing knobs for tilt stand (new style)	Consult
25	15144	Nylon washers for tilt stand, 1/4" x 1" x 1/16"	Consult
26	49908	AC adapter connector assembly	Consult
27	15365	Brass spacers for board mounting	Consult
28	49905	Battery cover pad	Consult
29	49953	Screw, 8-32 NC x 1/2"	Consult
30	49910	Set-up switch assembly	Consult
32	15631	Cable tie	Consult
33	15650	Cable tie mount	Consult

(See Diagram IQ plus 390-DC-A)

IQ plus® 390 DC Digital Weight Indicator



IQ plus 390-DC-A

Indicators/Controllers

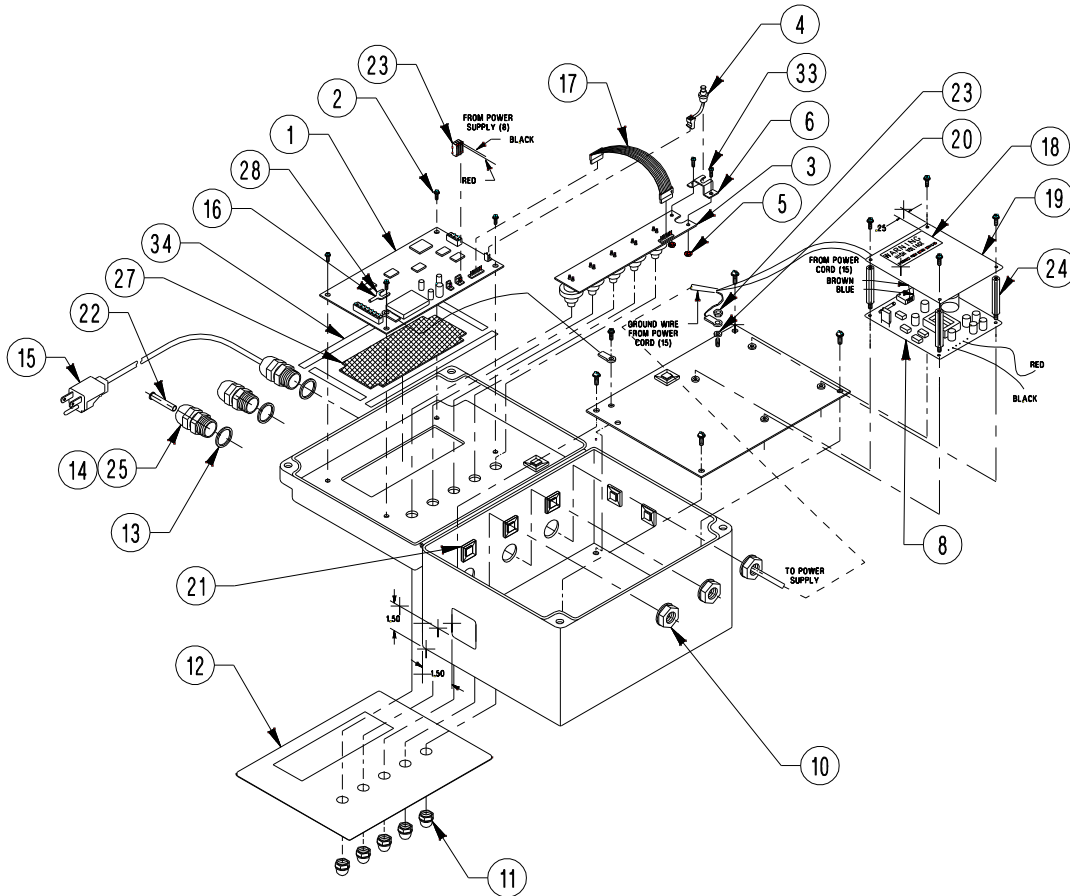
SURVIVOR® 390HE Hostile Environment Digital Weight Indicator



Part Number/Price

Ref#	Part#	Description	Price
1	76205	Display and CPU board	Consult
2	14845	Screws, 6-32 NC x 3/8"	Consult
3	53539	Push button switch assembly	Consult
4	49910	Set-up switch assembly	Consult
5	14621	Nut, KEP, 6-32 NC hex	Consult
6	53835	Set-up switch bracket	Consult
8	100065	Power supply	Consult
10	15630	Lock nuts, 1/2" NPT	Consult
11	15895	Push button covers	Consult
12	53542	Overlay	Consult
13	30376	Nylon seal rings, 1/2" NPT	Consult
14	15626	Cable grips, 1/2" NPT	Consult
15	15436	Power cord	Consult
16	15602	Ground wire	Consult
17	53844	Keypad ribbon cable assembly	Consult
19	14861	Screws, 8-32 NC x 3/8"	Consult
20	61152	Standoffs for power supply	Consult
21	15650	Cable tie mounts	Consult
21	15631	Cable ties	Consult
22	19538	Cable grip plug	Consult
23	43601	Power connector	Consult
26	15694	Crimped eye connector	Consult
	15894	Switch	Consult

(See Diagram 390-HE)



390-HE

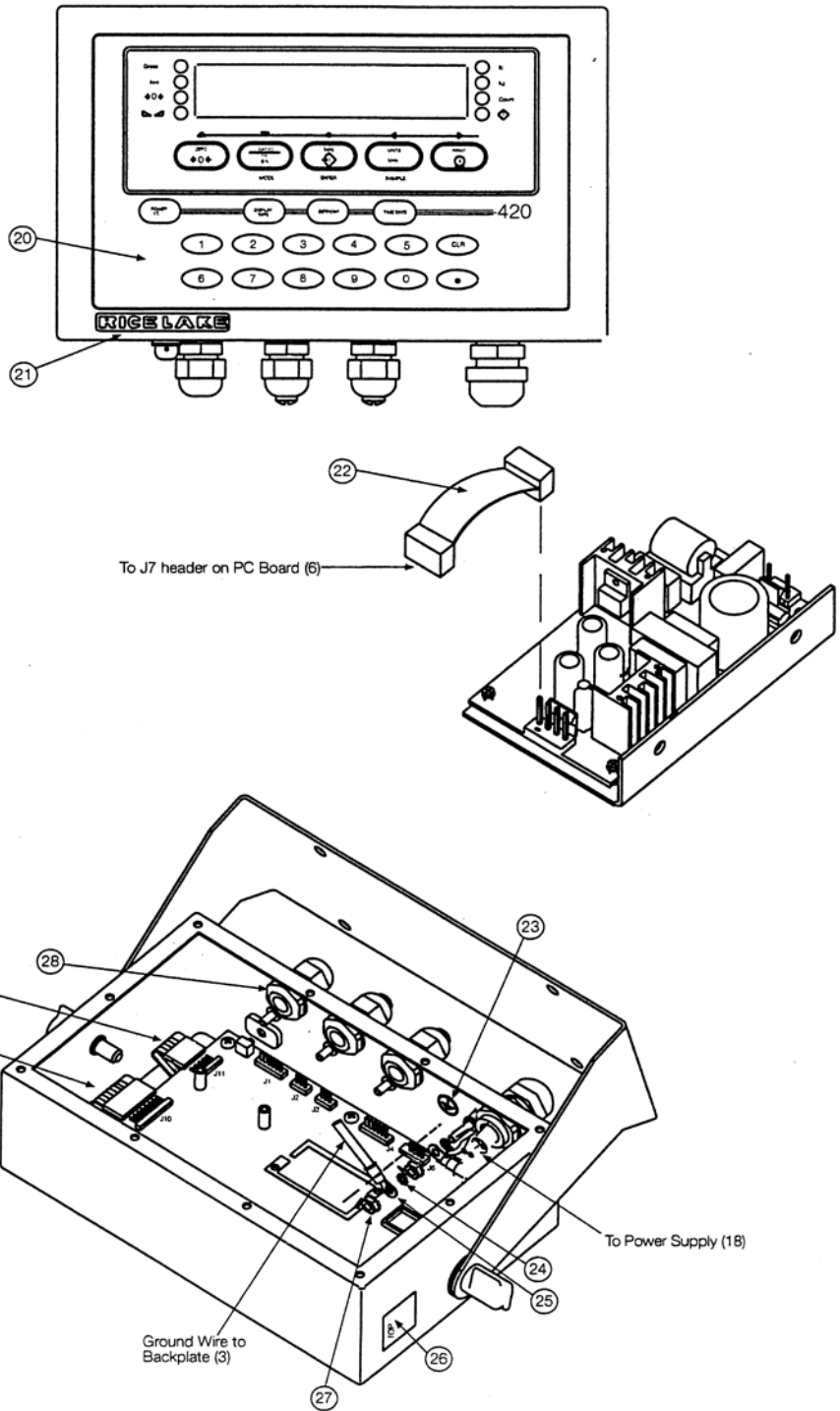
Part Number/Price

Ref#	Part#	Description	Price
	85791	Fuse 2.5 A, 5 x 20 mm (power supply)	Consult
	85127	420 universal installation manual	Consult
	85659	Analog output option	Consult
	87512	Eprom	Consult
	83564	Clear protective overlay	Consult
	85219	Parts Kit	Consult
	131525	BI battery BR2032 3V Lithium coin battery, solder mount	Consult
Components of Part# 85219			
	14626	Nut, KEP 8-32 NC Hex	Consult
	14862	Screw, MACH 8-32 NC x 3/8"	Consult
	15134	Washer, lock No 8 type A	Consult
	15664	Gland, reducing 9mm-3/8 NPT	Consult
	30623	Screw, MACH 8-32 NC x 7/16"	Consult
	42149	Bumper, rubber grommet	Consult
	94422	Label, capacity .45" x 3.22"	Consult
	45042	Washer, bonded sealing stainless steel	Consult
	53075	Clamp, ground cable shield	Consult
	53374	Label, annunciators: OZ	Consult
	70599	CONN, 6 pos screw terminal	Consult
	71125	CONN, 3 pos screw terminal	Consult
	71126	CONN, 4 pos screw terminal	Consult
	85552	Label, SEC C/CLC	Consult
	85555	Label, annunciator gray	Consult
1	14862	Screw, machine 8-32 NC x 3/8"	Consult
2	45042	Washer, bonded sealing SST	Consult
3	84387	Backplate	Consult
4	84388	Gasket, backplate	Consult
5	14839	Screw, machine 6-32 MC x 1/4"	Consult
6	88835	Board assembly, CPU	Consult
7	84386	Enclosure	Consult
8	15144	Washer, nylon 1/4" x 1" x 1/16"	Consult
9	68403	Knob, black 2-prong 1/4" - 20"	Consult
10	29635	Stand, tilt SST	Consult
11	44676	Washer, bonded sealing	Consult
12	42640	Screw, machine 1/4" - 28 NF x 1/4"	Consult
13	19538	Post only, slotted black	Consult
14	15626	Cable, grip black	Consult
15	30375	Seal ring, nylon	Consult
16	85202	Power cord assembly	Consult
17	84389	Bracket, power supply	Consult
18	76556	Power supply, switching, 85-265 VAC	Consult
	132750	DC to DC converter, 9-36 VDC	Consult
	107439	Fuse, 5 amp, 250V, 5 x 20 mm	Consult
20	84397	Overlay membrane panel	Consult
21	68216	Nameplate, Rice Lake	Consult
22	85151	Cable assembly, power supply	Consult
24	15134	Washer, lock No 8 type A	Consult
25	45043	Wire, ground 4" with No. 8	Consult
27	14626	Nut, KEP 8-32 NC hex	Consult
28	15627	Lock nut, black	Consult

(See Diagram 420-A and 420-B)



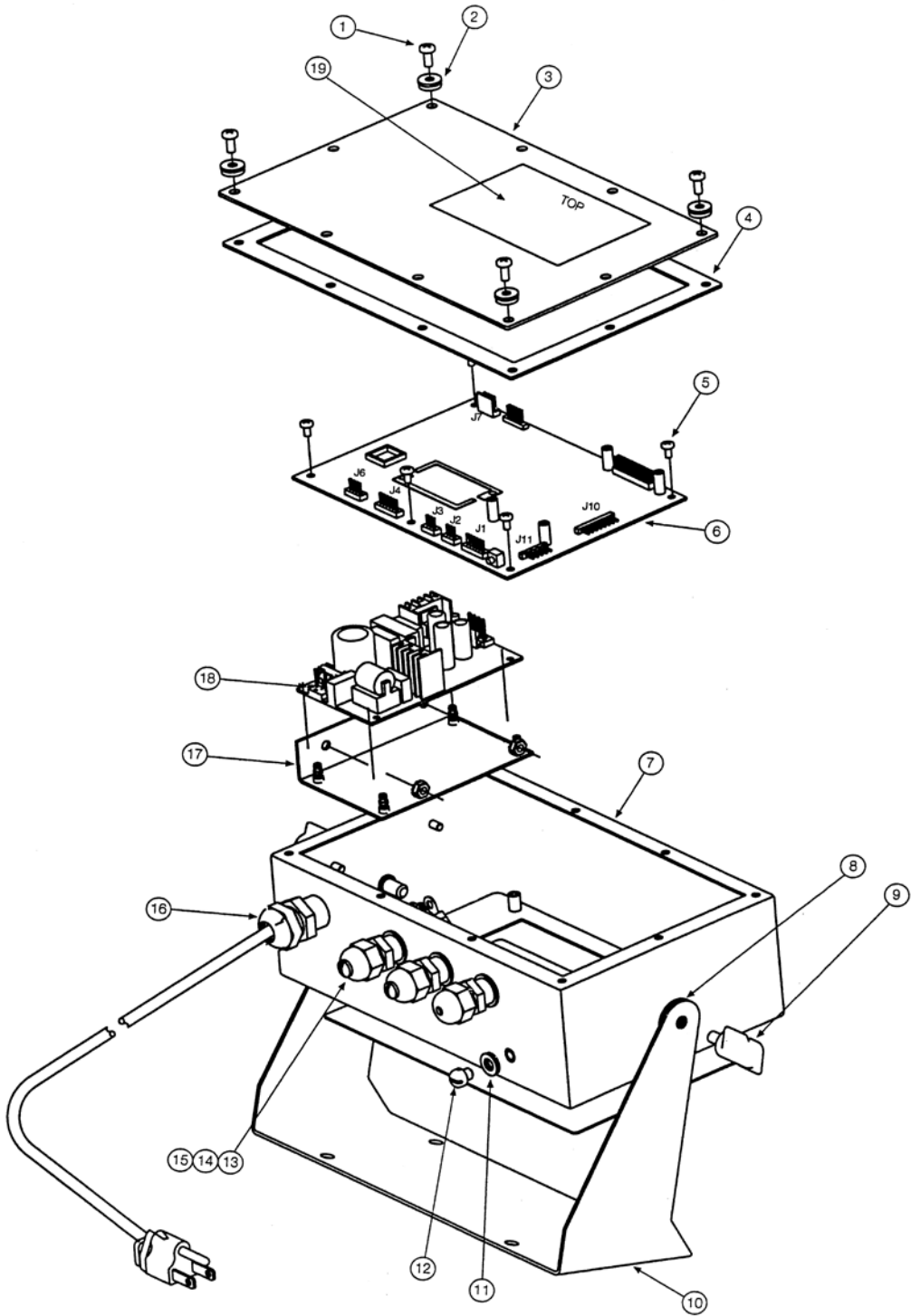
420 Universal



Indicators/Controllers

420-A

INDICATORS
420 Universal



420-B

Indicators/Controllers

INDICATORS

SURVIVOR® 420 HE Hostile Environment Digital Weight Indicator

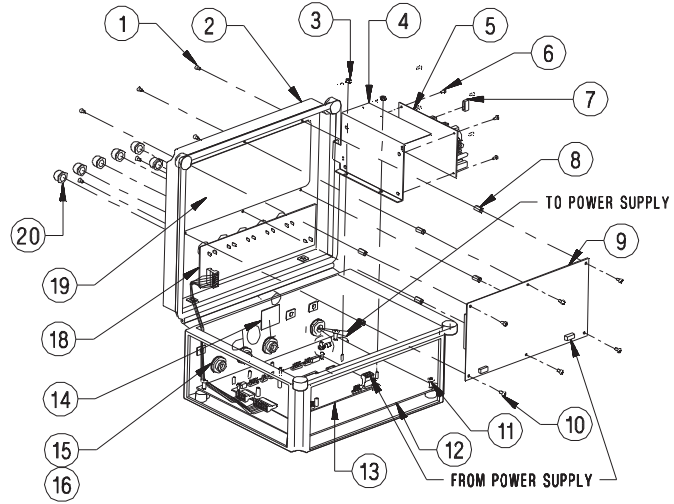
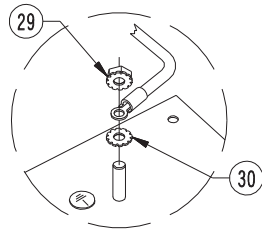


Part Number/Price

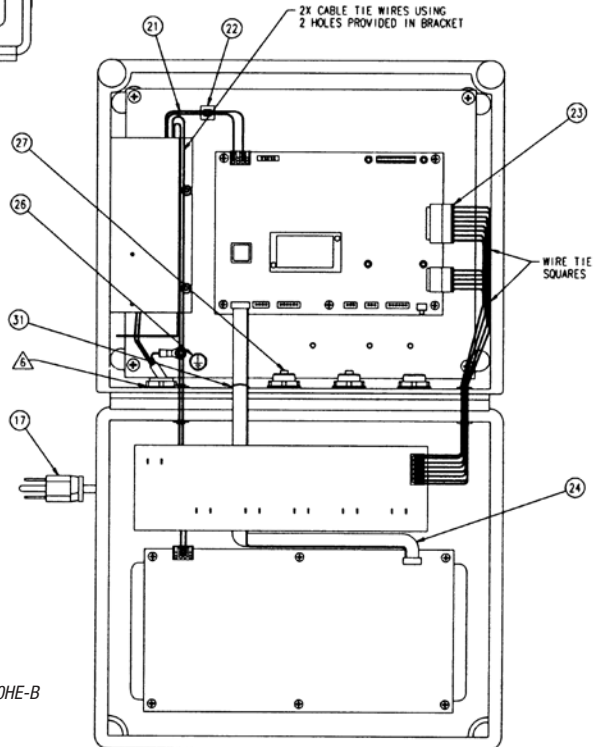
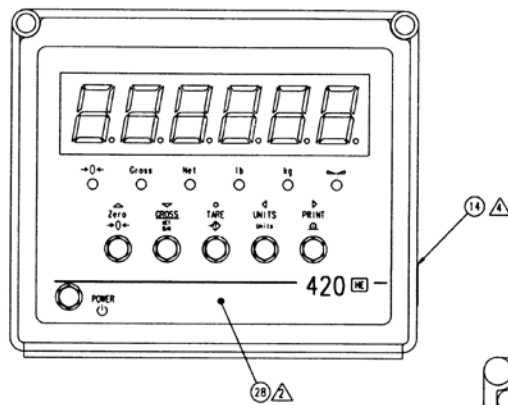
Ref#	Part#	Description	Price
	87972	LIT, manual	Consult
	87973	Parts Kit	Consult
Components of Part# 87973			
	14626	Nut, KEP 8-32 NC hex	Consult
	15134	Washer, lock No 8 type A	Consult
	15664	Gland, reducing 9 mm - 3/8 NPT	Consult
	94422	Label, capacity .45 x 3.22	Consult
	53075	Clamp, ground cable shield	Consult
	70599	CONN, 6 position screw terminal	Consult
	71125	CONN, 3 position screw terminal	Consult
	71126	CONN, 4 position screw terminal	Consult
	85555	Label, annunciator gray	Consult
1	14842	Screw, MACH 6 - 32 NC x 5/16	Consult
2	87962	Enclosure, machined 420HE	Consult
3	58248	Nut, lock 6 - 32 NC hex nylon	Consult
4	82856	Bracket, power supply	Consult
5	72996	Power supply, 12V board	Consult
6	14822	Screw, MACH 4 - 40 NC x 1/4	Consult
7	16774	Fuse cover, 5 x 20 mm blue	Consult
7	54224	Fuse, time delay 4-250V, slo-blo 5x20mm	Consult
8	58096	Standoff, FEM-FEM 6 - 32 NC	Consult
9	87808	Board, DSPL LED 2" high	Consult
10	14839	Screw, MACH 6 - 32 NC x 1/4	Consult
12	87966	Panel assemble, mounting	Consult
13	87958	Board assemble, CPU	Consult
15	15655	Cable, grip 3/8 NPT	Consult
16	15656	Lock nut, 3/8 NPT	Consult
17	85202	Power cord assemble, 120VAC	Consult
18	87971	Switch assemble, 6 push button	Consult
19	87969	Lens, filter with adhesive	Consult
20	15895	Cover, switch server NEMA 4	Consult
21	87967	Cable assemble, DC	Consult
23	88189	Cable assemble, switch board	Consult
24	88191	Cable, ribbon 17"	Consult
28	87968	Overlay, front panel	Consult
29	14626	Nut, KEP 8 - 32 NC hex	Consult
30	15134	Washer, lock no 8 type A	Consult

(See Diagrams 420HE-A and 420HE-B)

SURVIVOR® 420 HE Hostile Environment Digital Weight Indicator



420HE-A



420HE-B

Indicators/Controllers

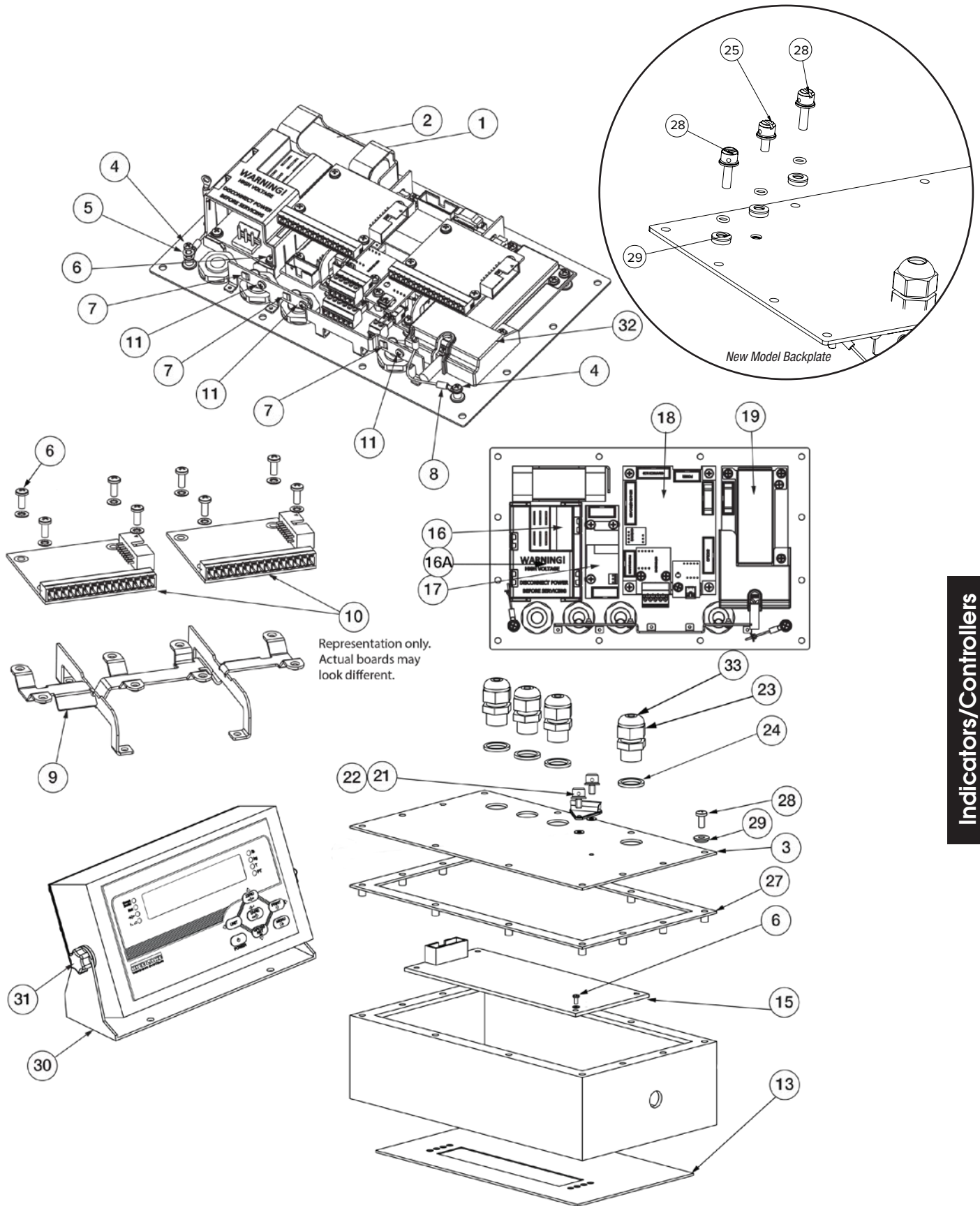
480/482 Legend Series Digital Weight Indicator Backplate



Part Number/Price

Ref#	Part#	Description	Price
	164650	Battery Kit	Consult
1	131322	Battery bracket (opt)	Consult
2	131323	Battery, rechargeable (opt)	Consult
4	14626	Nut, KEP 8-32 NC hex w/external tooth lock washer	Consult
6	14831	Screw, MACH 4-40NC x 0.3125 with lock washer	Consult
7	131333	Ground clamp, 3/16 in dia	Consult
	164580	Ground clamp, 1/4 in dia	Consult
8	131334	Ground wire, insulated	Consult
9	131340	Bracket for option module	Consult
10	131341	Analog output, 0-10VDC, 4-20mA	Consult
	131342	Relay board, 2 inputs, 4 relays	Consult
	164600	USB/Ethernet TCP/IP KIT	Consult
11	22085	Screw, MACH 4-40NC x 0.188	Consult
13	131345	Overlay, 480 6-key	Consult
	159612	Overlay, 480 Plus, numeric keypad	Consult
	161048	Overlay, 482 6-key	Consult
	161049	Overlay, 482 Plus, numeric keypad	Consult
15	131346	Display board, LED 480	Consult
	153776	Display board, LCD, 482	Consult
16	131316	Power supply, 85-265 VAC	Consult
16A	131339	Power supply cover	Consult
17	131317	Battery charger, VDC to VDC (opt)	Consult
18	131318	Board assembly, CPU	Consult
19	131319	Board, assembly, A/D	Consult
20	131324	Screw, 4-40 drilled fillister head (old style)	Consult
21	131325	Screw, 8-32 x 1/4 drilled fillister head (old style)	Consult
22	131335	O-ring	Consult
23	15626	Cord-grip, PG9	Consult
24	30375	Seal ring, nylon PG9	Consult
25	193559	6-32 x 13 mm (new style backplate)	Consult
27	131344	Gasket, backplate	Consult
28	167709	Screw, 8-32NC x 1/2	Consult
29	75062	Washer, bonded sealing #8 x 0.4375	Consult
30	164912	Tilt stand	Consult
31	164577	Knob & washer, M6 thread	Consult
	164604	Ethernet cable with cord grip, 6 ft	Consult
	167707	USB cable with cord grip, type A 78.7 inch (200 cm)	Consult
	167708	USB cable with cord grip, type B male 78.7 inch (200 cm)	Consult
	164602	USB cable with cord grip, type A 6 inch (20 cm)	Consult
	88733	Vent, breather vent	Consult
	88734	Nut, breather vent	Consult
	103462	2-position screw terminal	Consult
	76513	4-position screw terminal	Consult
	76514	6-position screw terminal	Consult
	157223	15-position screw terminal	Consult
	155230	Ribbon cable CPU to display	Consult
	155231	Ribbon cable CPU to A/D	Consult
	155232	Ribbon cable PS to CPU board	Consult
	155233	Ribbon cable CPU to option	Consult
	155234	Power cord 115 VAC, NEMA 5-15 plug	Consult
	155235	Power cord 230 VAC, Euro CEE 7/7 plug	Consult
	131314	Parts Kit	Consult
32	164579	A/D sealing cover	Consult
33	19538	Post plug, slotted back	Consult
Components of Part# 131314			
	94422	Label, capacity	Consult
	53374	Label, annunciators	Consult
	14862	Screw, 8-32NC x 3/8	Consult
	45042	Washer, bonded sealing #8 x 0.375	Consult
	76514	Conn, 6-pin for LC and RS-232 ports	Consult
	103462	Conn, 2-pin for 20 mA port	Consult
	131320	Screw, fillister 8-32NC x 1/2	Consult

480/482 Legend Series Digital Weight Indicator Backplate



Indicators/Controllers

INDICATORS

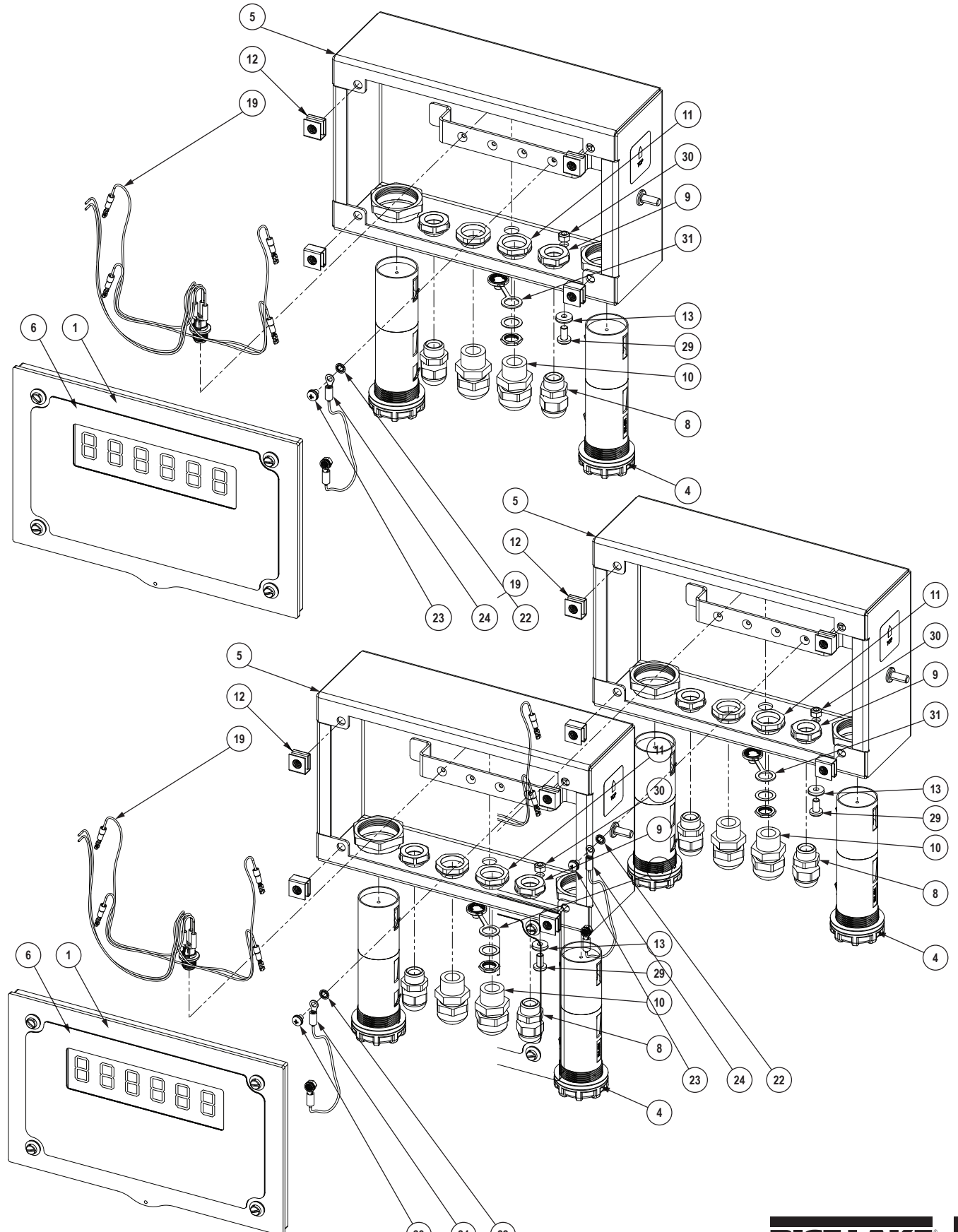
380 Synergy Series



Part Number/Price

Ref#	Part#	Description	Price
1	201041	Front cover, 380 Universal battery powered	Consult
2	206406	Board assy, CPU 380 indicator main CPY board, rohs	Consult
3	202064	Spacer, round nylon M3 x 0.250 x .260	Consult
4	205136	Holder, battery 2c c-size battery holder, front panel IP67 bulgin bxs002-1	Consult
5	201040	Enclosure, 380 universal battery powered	Consult
6	202824	Overlay, 380 synergy indicator	Consult
7	203691	Gasket, 380 synergy battery powered indicator	Consult
8	15626	Cord grip, PG9 plastic	Consult
9	15627	Lock nut, PG9 plastic	Consult
10	68600	Cord grip, PG11	Consult
11	68601	Nut, PG11 black nylon	Consult
12	205800	Nut, M5x0.8 clip on floating hex nut zinc plated	Consult
13	46381	#10, bonded sealing washer, 18-8 stainless steel	Consult
14	205687	Screw, mach M5x0.8x25 mm slotted drilled cheese head sst	Consult
15	202061	Nut, M3x0.5 hex kep sst	Consult
16	29635	Stand, tilt sst	Consult
17	103988	Washer, nylon .515-.52	Consult
18	180825	Knob, M6x1 threaded thru 32 mm dia 7-lobe nylon zn-pltd steel	Consult
19	204557	Cable assy, power harness 380 synergy	Consult
20	205753	Standoff, M3x0.5x12 mm f/f nickel plated brass	Consult
21	180826	Nut, kep M4x0.7 external tooth lock washer 18-8 sst	Consult
22	180856	Washer, M4 internal tooth sst	Consult
23	194488	Screw, mach M4-0.7x6 phillips pan head zinc finish steel external tooth washer sems machine screw	Consult
24	15601	Wire, ground 6 in w/no 8 eye connector	Consult
25	88733	Vent, breather sealed gortex membrane black plastic	Consult
26	88734	Nut, breather vent M12x1 thread	Consult
29	150800	Screw, mach M5-0.8x10 pan phillips sst	Consult
30	187876	Nut, lock M5 nylon insert A2 sst	Consult
31	205294	Seal, power jack seal cap	Consult
32	205884	Washer, M5 self-retaining nylon 0.177 id x 0.453 od x 0.032	Consult

INDICATORS
380 Synergy Series



Indicators/Controllers

INDICATORS

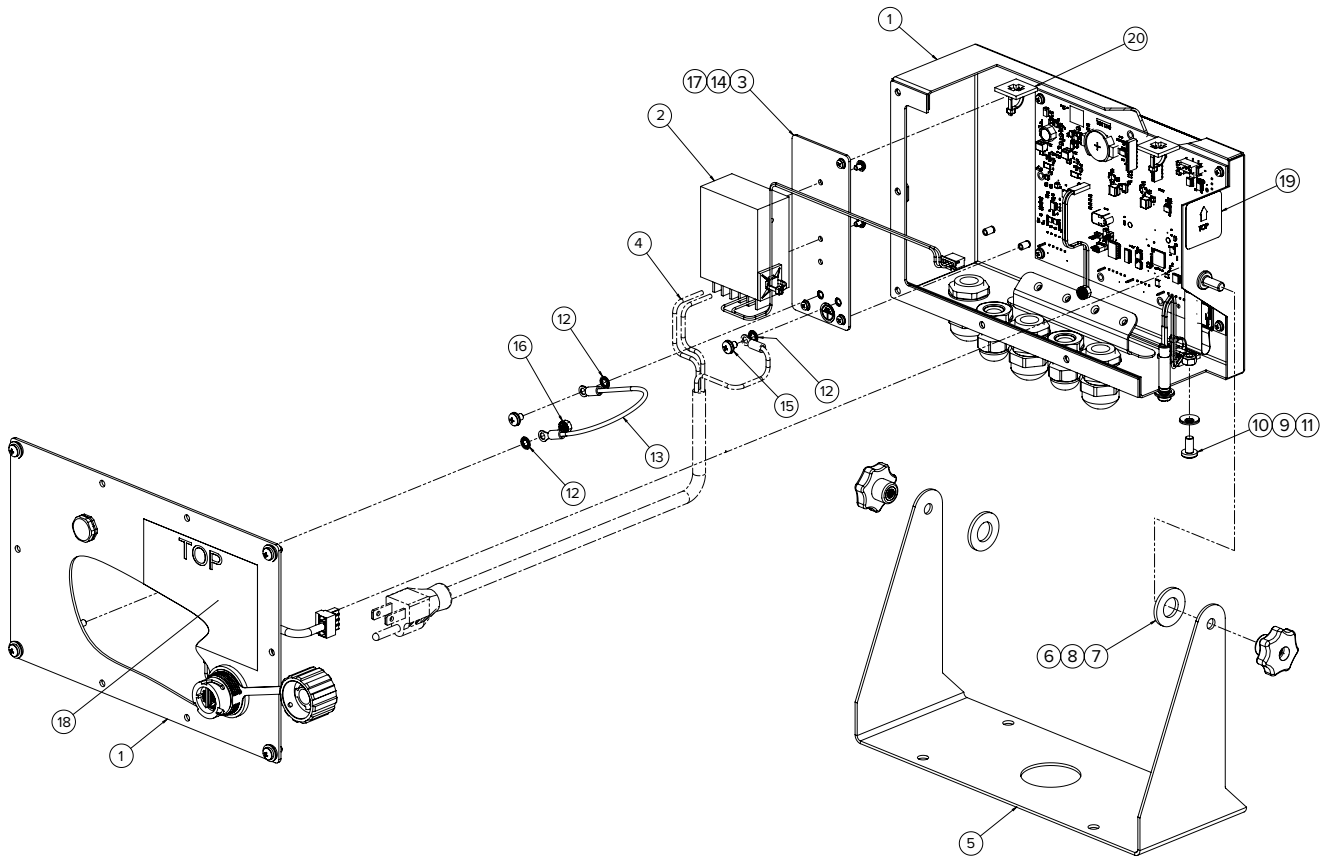
680 Synergy Series



Part Number/Price

Ref#	Part#	Description	Price
1	193281	Power supply,12V 15W Meanwell RS-15-12	Consult
2	192439	Bracket, power supply Meanwell 15 and 25 Watt	Consult
3	180842	Power cord assy, belt scale indicator NEMA 5-15	Consult
4	180850	Power cord assy, belt scale integrator Europe CEE7/7	Consult
5	29635	Stand,tilt sst	Consult
6	103988	Washer, nylon .515 - .52 ID x 1.00 x .093-.094 thick white nylon 6/6	Consult
7	180825	Knob,M6x1 threaded thru 32 mm dia 7-lobe nylon zn-pltd steel	Consult
8	46381	#10, Bonded sealing washer, 18-8 stainless steel	Consult
9	150800	Screw, mach M5-0.8 X 10 pan Phillips sst	Consult
10	187876	Nut, lock M5 nylon insert A2 sst	Consult
11	180856	Washer, M4 internal tooth sst	Consult
12	15601	Wire, ground 6 in w/no 8 eye connector	Consult
13	199474	Screw, mach M3-0.5X5 Phillips pan head zinc finish steel external tooth washer SEMS machine screw	Consult
14	194488	Screw, mach M4-0.7X6 Phillips pan head zinc finish steel external tooth washer SEMS machine screw	Consult
15	180826	Nut, Kep M4x0.7 external tooth lock washer 18-8 sst	Consult
16	16892	Label, ground protective Earth adhesive IEC 60417-5019	Consult
17	53307	Label, 4.000x2.875	Consult
18	53308	Label, 4.000x2.875	Consult
19	15650	Mount, cable tie 3/4 in 4	Consult
20	15631	Cable tie, 3 in nylon	Consult

INDICATORS
680 Synergy Series



Indicators/Controllers

INDICATORS

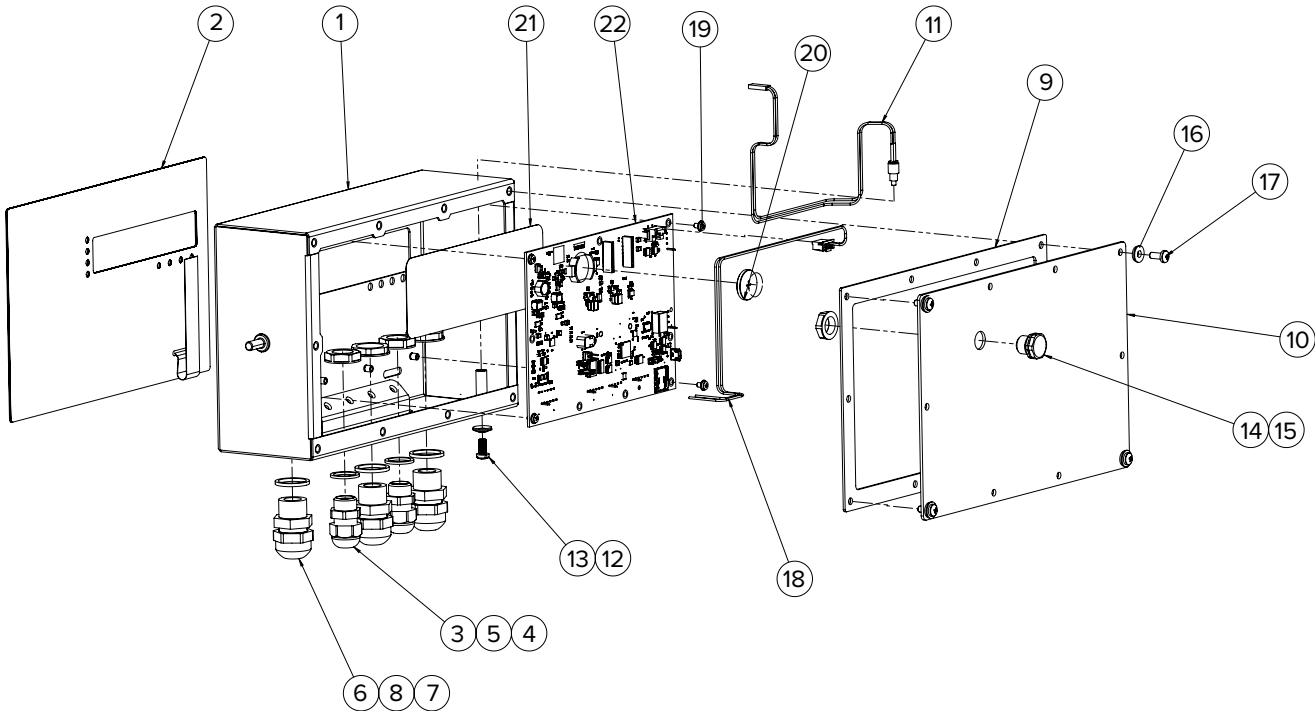
680 Synergy Series



Part Number/Price

Ref#	Part#	Description	Price
1	190142	Enclosure, 680 Plus indicator multi-segment LED display	Consult
2	190230	Overlay, 680 Plus indicator membrane switch with numeric keys	Consult
3	15626	Cord grip	Consult
4	15627	Lock nut	Consult
5	30375	Seal ring	Consult
6	68600	Cord grip	Consult
7	68601	Nut	Consult
8	68599	Seal ring	Consult
9	84388	Gasket, backplate 420 and 320IS indicator	Consult
10	192562	Backplate, 680 Universal with gore vent, no options	Consult
11	193108	Setup switch assy, remote 680 682	Consult
12	46381	#10, Bonded sealing washer, 18-8 stainless steel	Consult
13	180861	Screw, mach M5x0.8x10 mm slotted drilled cheese head sst	Consult
14	88733	Vent, breather sealed gortex membrane black plastic	Consult
15	88734	Nut, breather vent M12x1 thread	Consult
16	75062	#8 Bonded seaing washer 7/16 OD sst	Consult
17	193230	Screw, mach M4x0.7x10 Phillips pan head sst	Consult
18	193337	Cable assy, 680 power harness, 2 POS, flying lead	Consult
19	199474	Screw, mach M3-0.5x5 Phillips pan head zinc finish steel external tooth washer sems machine screw	Consult
20	71408	Battery, CR2032 3V Lithium Manganese Dioxide	Consult
21	196109	Shield, ESD lens fo 680	Consult
22	195684	680 Replacement CPU with battery installed for field replacements	Consult

INDICATORS
680 Synergy Series

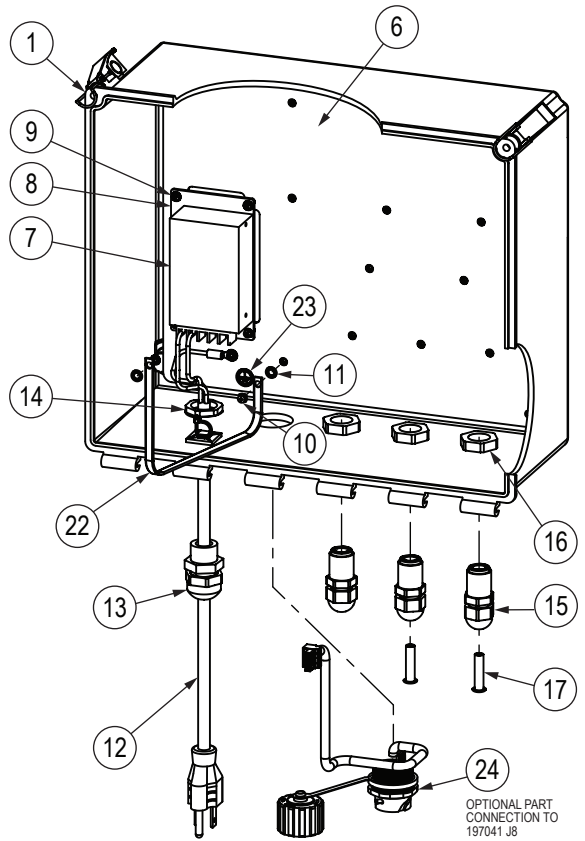
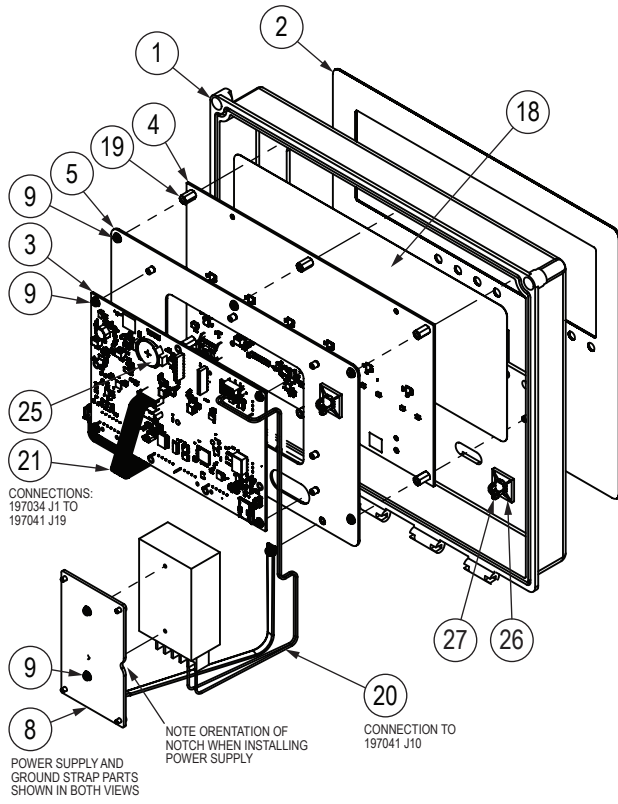


Indicators/Controllers

680HE**Part Number/Price**

Ref#	Part#	Description	Price
1	196705	Enclosure, machined FRP	Consult
	199370	Enclosure, machined FRP with RJ45 option	Consult
2	197174	Overlay, 680HE indicator membrane switch with numeric keys	Consult
3	197041	CPU board assembly, ROHS	Consult
4	197034	Display board assembly, ROHS	Consult
5	197981	Front panel assembly, CPU mount	Consult
6	197982	Back panel assembly, power supply mount	Consult
7	92463	Power supply, switching 90-264VAC input, 12VDC output 2.1A, 25W	Consult
8	199008	Plate, 680HE power supply	Consult
9	194487	Screw, machine M3-0.5 x 6 Phillips pan head steel external tooth washer SEMS	Consult
10	202140	Screw, machine M4-0.7x10 Phillips Pan Head External Tooth Washer SEMS	Consult
11	180856	Washer, M4 internal tooth sst	Consult
12	180842	AC power cord assembly, NEMA 5-15	Consult
13	68600	Cord grip, PG11	Consult
14	68601	Nut, PG11 black nylon	Consult
15	15655	Cord grip, 3/8 NPT	Consult
16	15656	Lock nut, 3/8 NPT	Consult
17	19538	Cord grip post, slotted black seal 1/4 x 1	Consult
18	199410	Shield, ESD lens for 680HE	Consult
19	130470	Male-FEM standoff, M3-0.5 x 10 mm nickel plated brass	Consult
20	199514	Cable assembly, power harness, 2 position, flying lead	Consult
21	197697	Cable assembly, display harness, 6 position	Consult
22	199573	Ground strap, 304 mm jacketed tinned braid M4 ring terminals	Consult
23	16892	Label, ground protective earth adhesive, IEC 60417-5019	Consult
24	200296	RJ45 cable assembly option, RJ45 bulkhead to four position 3.50 mm spacing connector	Consult
25	71408	Battery, CR2032 3V Lithium Manganese Dioxide	Consult
26	15650	Mount, cable tie 3/4 inch	Consult
27	15631	Cable tie, 3 inch nylon	Consult
-	200034	680HE indicator parts kit	Consult
-	30911	Mounting foot kit	Consult

INDICATORS
680HE



Indicators/Controllers

INDICATORS
682 AC

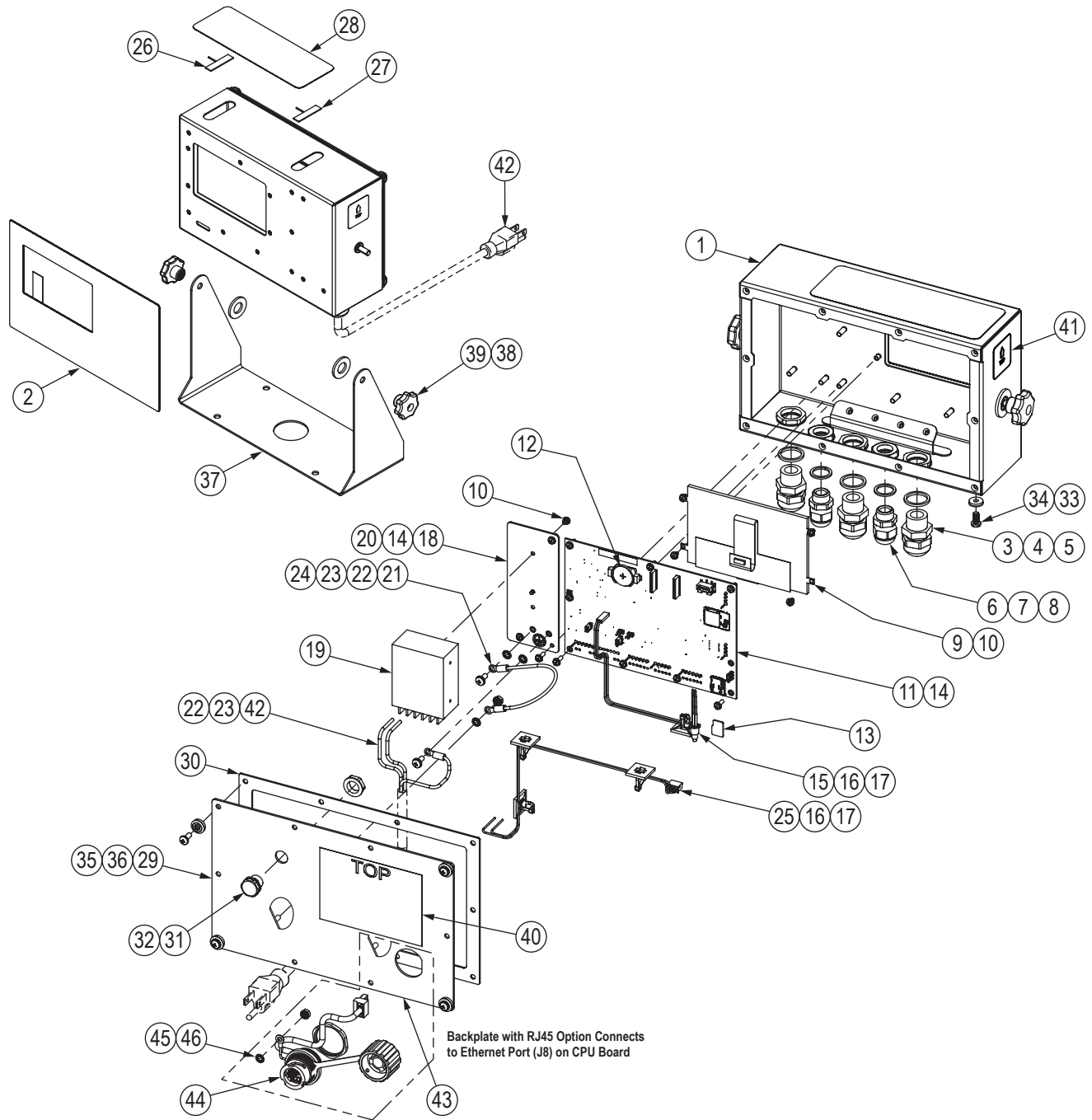


Part Number/Price

Ref#	Part#	Description	Price
1	190231	Enclosure, 682 Plus indicator LCD display	Consult
2	190232	Overlay, 682 Plus membrane switch with numeric keys	Consult
3	68600	Cord grip, PG-11	Consult
4	68599	Seal ring, PG-11	Consult
5	68601	Lock nut, PG-11	Consult
6	15626	Cord grip, PG-9	Consult
7	30375	Seal ring, PG-9	Consult
8	15627	Lock nut, PG-9	Consult
9	202248	Display, 5-inch LCD, 500 NIT, 800 X 480	Consult
10	199474	Machine screw M3-0.5 X 5 Phillips head, zinc SEMS with external tooth washer	Consult
11	211701	CPU board assembly with battery and memory card installed, ROHS	Consult
12	71408	Battery, CR2032 3V lithium	Consult
13	164939	Memory, 8G Micro SDHC Class 4 with SD adapter and USB reader	Consult
14	206442	Machine screw, M3-0.5 x 10 Phillips head, zinc SEMS with external tooth washer	Consult
15	193108	Setup switch assembly	Consult
16	15650	Mount, cable tie, 3/4 inch	Consult
17	15631	Cable tie, 3 inch nylon	Consult
18	192439	Bracket, power supply	Consult
19	193281	Power supply, 12V, 15W	Consult
20	16892	Label, ground protective earth IEC	Consult
21	15601	Ground wire, 6 inch w/ no. 8 eye connector	Consult
22	180856	Washer, M4 internal tooth	Consult
23	202140	Machine screw, M4-0.7 x 10 Phillips head, zinc SEMS with external tooth washer	Consult
24	180826	Nut, KEP M4 x 0.7 external tooth lock washer	Consult
25	193337	Cable assembly, power harness, 2 position, flying lead	Consult
26	206509	Antenna, 2.4/5 GHz strip RF, PCB trace 100 mm cable	Consult
27	206510	Antenna, 2.4/5 GHz strip RF, PCB trace 200 mm cable	Consult
28	207345	Overlay, 682 antenna cover black	Consult
29	192562	Backplate with GORE vent hole	Consult
30	84388	Gasket, backplate	Consult
31	88733	Vent, breather sealed Gortex membrane	Consult
32	88734	Nut, breather vent M12 x 1 thread	Consult
33	46381	Washer, bonded sealing SST #10 x 0.50 OD	Consult
34	180861	Machine screw, M5 x 0.8 x 10 mm slotted drilled cheese head	Consult
35	193230	Machine screw, M4 x 0.7 x 10 Phillips pan head	Consult
36	75062	Washer, bonded sealing #8, 7/16 OD	Consult
37	29635	Tilt stand, SST	Consult
38	103988	Washer, nylon 0.515 - 0.52	Consult
39	180825	Knob, M6 x 1 threaded, 32mm diameter	Consult
40	53307	Label, 4.0 x 2.875	Consult
41	53308	Label, 1.25 x 1.25 8000T	Consult
42	180842	Power cord assembly, Nema 5-15	Consult
	180850	Power cord assembly, Europe CEE7/7	Consult
	196900	Power cord assembly, UK plug BS1363, pigtail w/ring terminal	Consult
	196901	Power cord assembly, Australia/New Zealand 3112 plug, pigtail w/ring terminal	Consult
Additional Parts Specific to 682 Indicator with RJ45 Option			
43	198676	Backplate with Gore vent hole, RJ45 option <i>NOTE: Replaces 192562 in RJ45 option</i>	Consult
44	200296	RJ45 cable assembly, RJ45 bulkhead to four position 3.50 mm spacing connector	Consult
45	180856	Washer, M4 internal tooth	Consult
46	180826	Nut, KEP M4x0.7 external tooth lock washer	Consult

Indicators/Controllers

INDICATORS
682 AC



Indicators/Controllers

INDICATORS
682 DC

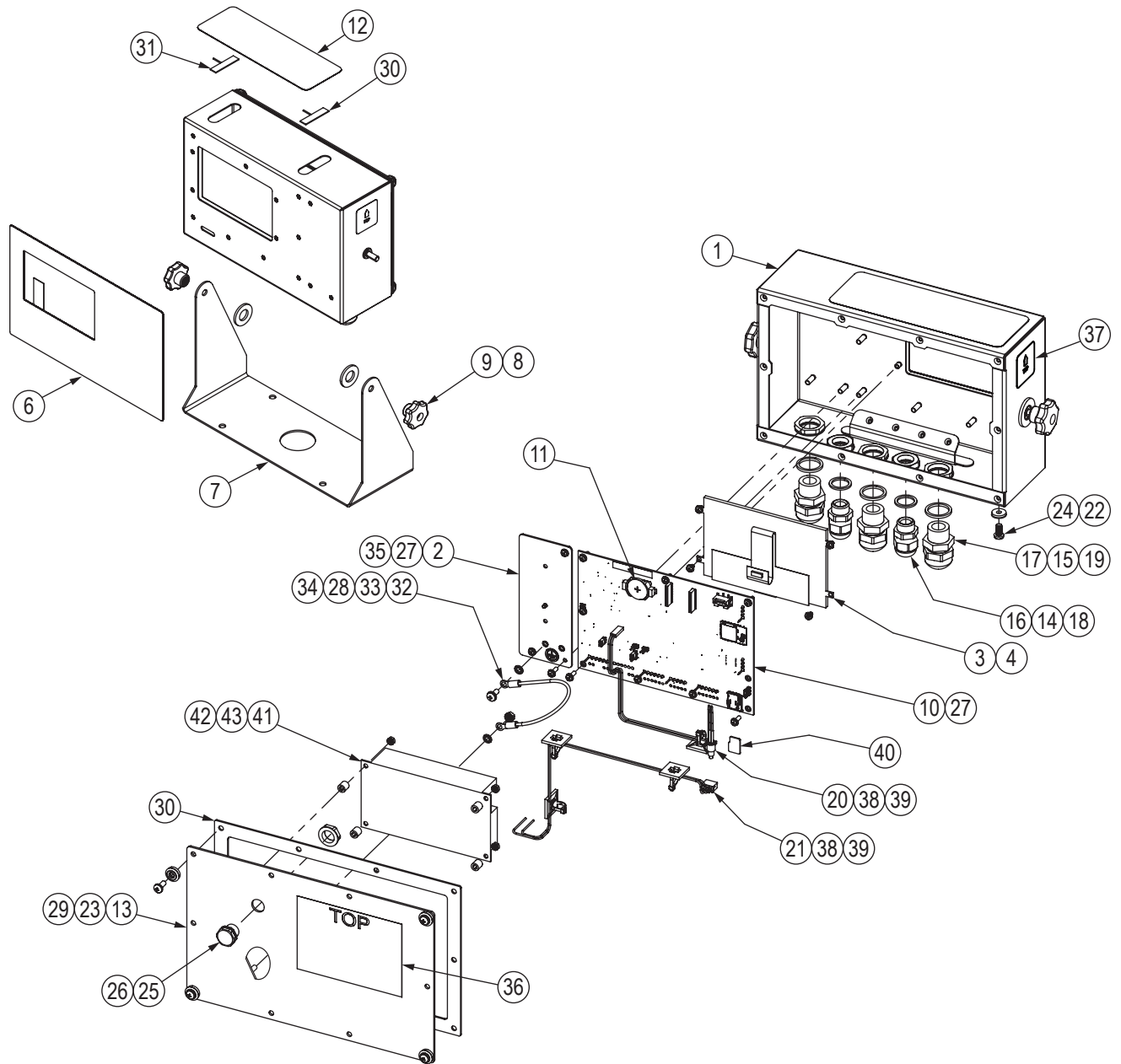


Part Number/Price

Ref#	Part#	Description	Price
1	190231	Enclosure, 682 Plus indicator LCD display	Consult
2	192439	Bracket, power supply	Consult
3	199474	Machine screw M3-0.5 X 5 Phillips head, zinc SEMS with external tooth washer	Consult
4	202248	Display, 5-inch LCD, 500 NIT, 800 X 480	Consult
5	84388	Gasket, backplate	Consult
6	190232	Overlay, 682 Plus membrane switch with numeric keys	Consult
7	29635	Tilt stand, SST	Consult
8	103988	Washer, nylon 0.515 - 0.52	Consult
9	180825	Knob, M6 x 1 threaded, 32mm diameter	Consult
10	211701	CPU board assembly with battery and memory card installed, ROHS	Consult
11	71408	Battery, CR2032 3V lithium	Consult
12	207345	Overlay, 682 antenna cover black	Consult
13	211928	Backplate, 682 DC with Gore vent hole	Consult
14	30375	Seal ring, PG-9	Consult
15	68599	Seal ring, PG-11	Consult
16	15626	Cord grip, PG-9	Consult
17	68600	Cord grip, PG-11	Consult
18	15627	Lock nut, PG-9	Consult
19	68601	Lock nut, PG-11	Consult
20	193108	Setup switch assembly	Consult
21	193337	Cable assembly, power harness, 2 position, flying lead	Consult
22	46381	Washer, bonded sealing SST #10 x 0.50 OD	Consult
23	75062	Washer, bonded sealing #8, 7/16 OD	Consult
24	180861	Machine screw, M5 x 0.8 x 10 mm slotted drilled cheese head	Consult
25	88733	Vent, breather sealed Gortex membrane	Consult
26	88734	Nut, breather vent M12 x 1 thread	Consult
27	206442	Machine screw, M3-0.5 x 10 Phillips head, zinc SEMS with external tooth washer	Consult
28	202140	Machine screw, M4-0.7 x 10 Phillips head, zinc SEMS with external tooth washer	Consult
29	193230	Machine screw, M4 x 0.7 x 10 Phillips pan head	Consult
30	206510	Antenna, 2.4/5 GHz strip RF, PCB trace 200 mm cable	Consult
31	206509	Antenna, 2.4/5 GHz strip RF, PCB trace 100 mm cable	Consult
32	15601	Ground wire, 6 inch w/ no. 8 eye connector	Consult
33	180856	Washer, M4 internal tooth	Consult
34	180826	Nut, KEP M4 x 0.7 external tooth lock washer	Consult
35	16892	Label, ground protective earth IEC	Consult
36	53307	Label, 4.0 x 2.875	Consult
37	53308	Label, 1.25 x 1.25 8000T	Consult
38	15650	Mount, cable tie, 3/4 inch	Consult
39	15631	Cable tie, 3 inch nylon	Consult
40	164939	Memory, 8G Micro SDHC Class 4 with SD adapter and USB reader	Consult
41	209417	Power supply, DC/DC +12V, 9-36VDC input 30 watt	Consult
42	202064	Spacer, round nylon M3x0.250 OD x 0.260	Consult
43	202061	Nut, M3x0.5 hex KEP SST	Consult

Indicators/Controllers

INDICATORS
682 DC



Indicators/Controllers

IQ plus® 590-DC Digital Weight Indicator

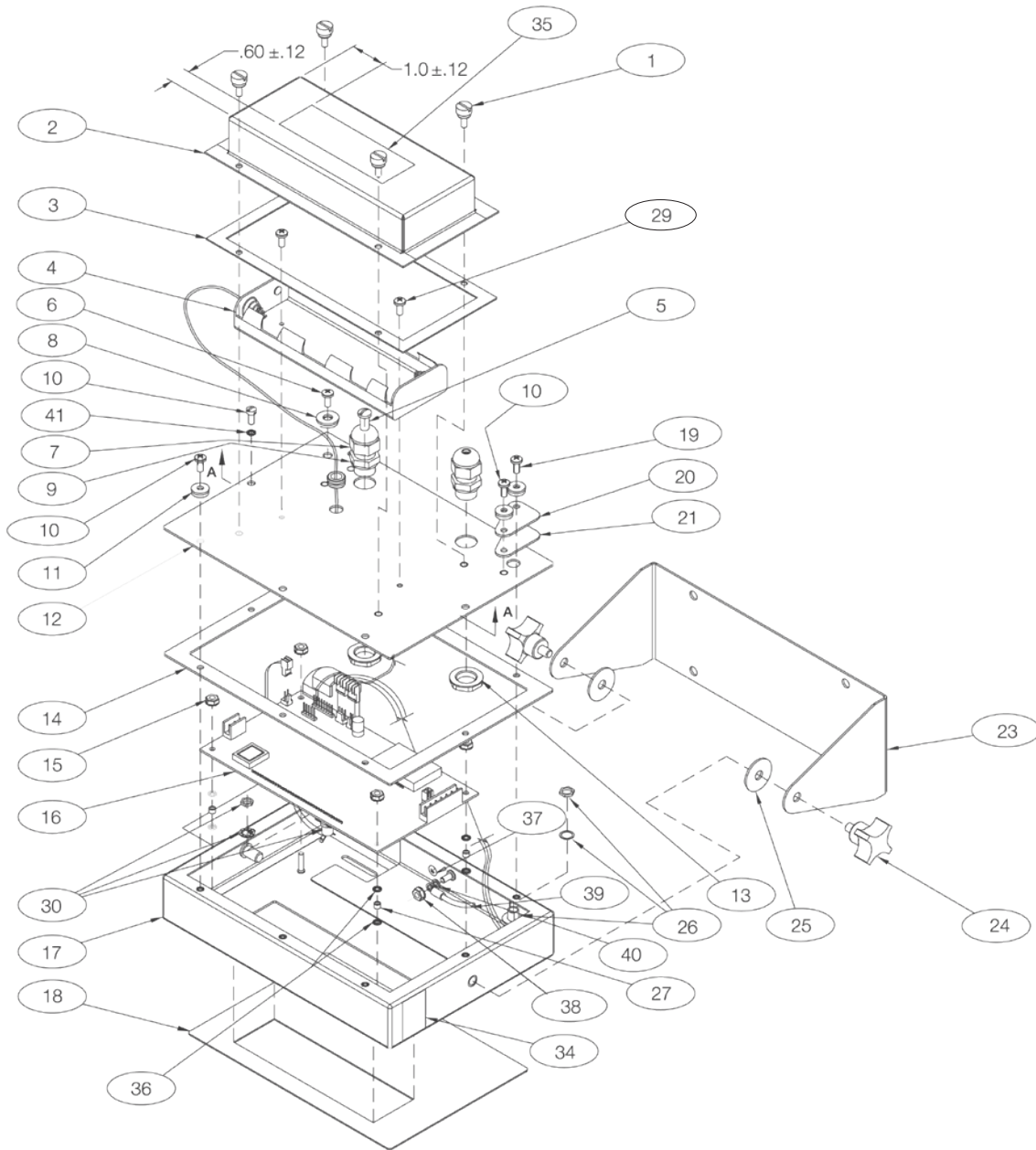


Part Number/Price

Ref#	Part#	Description	Price
	49978	AC adapter, 115VAC	Consult
	49977	AC adapter, 230VAC (requires plug 104782)	Consult
	104782	230VAC European style plug	Consult
	51778	Installation manual	Consult
	52754	Parts kit	Consult
Components of Part# 52754			
	14626	Nut, KEP 8 - 32 NC x hex	Consult
	14862	Screw, 8 - 32 NC x 3/8	Consult
	15133	Washer, lock No. 8, type A	Consult
	15888	Terminal block, 3 position	Consult
	23165	Terminal block, 7 position	Consult
	30623	Screw, Machine 8 - 32 NC x 7/16	Consult
	42149	Bumpers, rubber	Consult
	94422	Label, capacity	Consult
	45042	Washer, bonded sealing, SST	Consult
	52753	Label, identification	Consult
	53374	Label, annunciators	Consult
	67550	Clamp, ground cable shield	Consult
	66730	Filter, snap-on ferrite, CE	Consult
1	49520	Battery cover thumb screws	Consult
2	47939*	Battery cover, 4" x 4.5" (old style)	Consult
	71352	Battery cover, 3" x 7" (new style)	Consult
3	49557	Battery cover gasket (old style)	Consult
	71354	Battery cover gasket (new style)	Consult
4	49909	Battery holder assembly metal	Consult
	71448	Battery holder assembly plastic	Consult
5	19538	Cable grip plug	Consult
6	42640	Set-up switch access screw, 1/4 x 28 NF x 1/4	Consult
7	15626	Cable grips, PG9	Consult
8	44676	Sealing washer for set-up switch access screw, # 14	Consult
9	30375	Nylon seal rings for cable grips	Consult
10	14862	Screws, 8 - 32 NC x 3/8	Consult
11	45042	Sealing washers, no. 8	Consult
12	51970	Enclosure backplate (old style) (obsolete)	Consult
	71435	Enclosure backplate (new style)	Consult
13	15627	Lock nuts, PCN9	Consult
14	52382	Backplate gasket	Consult
15	14626	Nut, KEP, 6 - 32 NC hex	Consult
16	52469	Display and CPU board assembly	Consult
Component of Part# 52469			
	47137	Display 6-digit	Consult
	52564	Eprom	Consult
	71631	IC, A/D	Consult
17	51971	Enclosure	Consult
18	51972	Overlay membrane panel	Consult
19	49953	Screw, 8 - 32 NC x 1/2	Consult
20	49906	AC adapter port cover	Consult
21	49904	AC adapter port gasket	Consult
23	53073	Tilt stand	Consult
24	30342	Four-cornered wing knobs for tilt stand (old style)	Consult
	68403	Two-cornered wing knobs for tilt stand (new style)	Consult
25	15144	Nylon washers for tilt stand, 1/4 x 1 x 1/16	Consult
26	49908	AC adapter connector assembly	Consult
27	15365	Brass spacers for board mounting	Consult
29	14825	Screws, 4 - 40 NC x 1/4	Consult
30	49910	Set-up switch assembly	Consult
36	15130	Lock washers, internal tooth, No. 6, Type A	Consult
38	14626	Nut, KEP, 8 - 32 NC hex	Consult
39	45043	Ground wire, 4", No. 8	Consult

(See Diagram IQ plus 590-DC-A)

IQ plus® 590-DC Digital Weight Indicator



IQ plus 590-DC-A

Indicators/Controllers

INDICATORS

720i™ Panel Mount Enclosure

Panel Model



Shown with control box

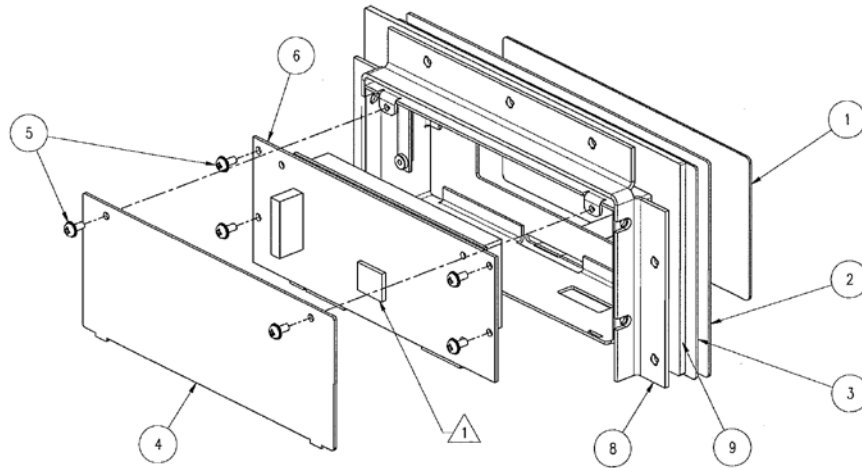
Part Number/Price

Ref#	Part#	Description	Price
720i Panel - A Parts			
	102380	Panel mount display	Consult
	101233	720i controller box	Consult
1	101256	Panel mount overlay	Consult
2	101265	Panel enclosure	Consult
3	68719	Faceplate gasket	Consult
4	102605	Panel backplate	Consult
5	14822	MACH 4 - 40 NC x 1/4 screw	Consult
6	101239	Display board assembly (includes display)	Consult
	101244	LCD display (panel mount)	Consult
8	69787	Clinching bracket	Consult
9	82426	Backing SST plate	Consult
	83567	Clear protective overlay	Consult
	103121	Installation manual 720i	Consult
	103580	720i panel parts kit	Consult
Components of Part# 103580			
	53075	Ground cable shield clamp	Consult
	71522	MACH 8-32NC x 1/4 screw	Consult
	76514	6 pos screw terminal CONN	Consult
	82425	MACH 10-32NFX 1.50 screw	Consult
	94422	Capacity .50 x 4.68 label	Consult
<i>(See Diagram 720i Panel-A)</i>			
720i Panel - B Parts			
	85791	Fuse, 5 x 20 mm	Consult
	103656	720i controller parts kit	Consult
Components of Part# 103656			
	104033	720i software tool kit CD	Consult
	14626	KEP 8 - 32 NC hex nut	Consult
	14862	MACH 8 - 32 NC x 3/8 screw	Consult
	15134	Lock no 8 type A washer	Consult
	15694	Eye crimp no 8 CONN	Consult
	15888	3 position terminal block	Consult
	16178	Plastic ziploc 6 x 9 bag	Consult
	30623	MACH 8 - 32 NC 7/16 screw	Consult
	53075	Ground cable shield clamp	Consult
	71344	10 pos screw CONN for J6	Consult
	76513	4 pos screw terminal CONN for J3 and J5	Consult
	76514	6 pos screw terminal CONN for J1, J2 and J4	Consult
	94422	Capacity .50 x 4.68 label	Consult
1	103314	Controller box cover	Consult
2	103677	720i controller box label	Consult
3	67796	Power supply cable assembly	Consult
4	69291	3V coin lithium battery	Consult
5	106788	CPU board assembly	Consult
6	14822	MACH 4 - 40 NC x 1/4 screw	Consult
7	101264	Controller enclosure	Consult
9	14825	MACH 4 - 40 NC x 1/4 screw	Consult
10	103681	AC feed through header	Consult
11	16892	Earth ground label	Consult
12	15601	Ground 6" with no 8 wire	Consult
13	67885	Male-FEM 4 - 40 NC standoff	Consult
14	67613	Power supply, AC 25W	Consult
14	132791	Power supply, 12-24 VDC 25W	Consult
15	85494	Protective plastic cover	Consult
16	16861	Warning label high	Consult
17	54206	MACH 6 - 32 x 3/8 screw	Consult
18	14626	KEP 832 NC hex nut	Consult
19	14839	MACH 6 - 32 NC x 1-4 screw	Consult
21	15134	Lock no 8 type A washer	Consult
22	71698	Polyurethane foam strip	Consult

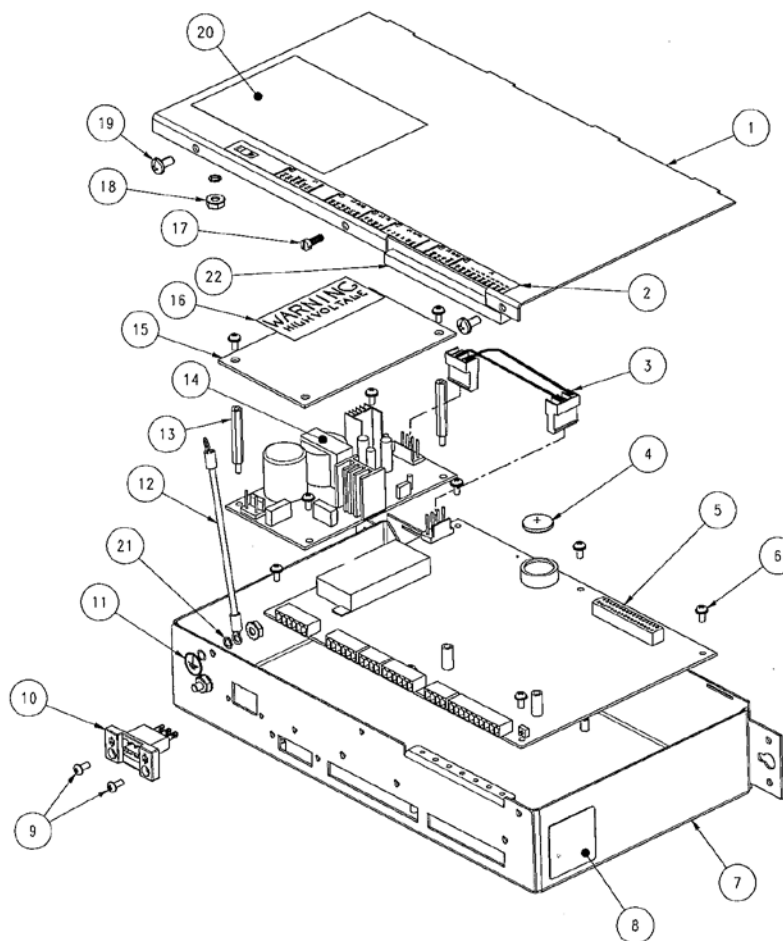
(See Diagram 720i Panel-B)

720i™ Panel Mount Enclosure

Panel Model



720i-Panel-A



720i-Panel-B

Indicators/Controllers

INDICATORS

720i™ Universal Digital Weight Indicator

Universal Model



Part Number/Price

Ref#	Part#	Description	Price
1	101257	Switch panel membrane, universal	Consult
3	101263	Enclosure, universal	Consult
4	103988	Tilt stand washers, in parts kit	Consult
5	103610	Tilt stand knobs, in parts kit	Consult
6	67531	Tilt stand	Consult
7	15628	Cord-grip, 1/2 NPT	Consult
8	15626	Cord-grips, PG9	Consult
9	15630	Lock nut for 1/2 NPT Cord-grip	Consult
10	68600	Cord-grip, PG11	Consult
11	15627	Lock nuts, PCN9	Consult
12	68601	Lock nut, PG11	Consult
13	45043	Ground wire, 4" with no. 8 eye connector	Consult
14	102887	Display board assembly, universal (display not included)	Consult
	102888	LCD display (240 x 64, universal)	Consult
15	85202	Power cord assembly, 115VAC and 230VAC North American units	Consult
15	85203	Power cord assembly, 230VAC European units	Consult
16	67885	Standoffs, M-F, 4 - 40 NC x 3/4	Consult
17	14618	Nut, KEP, 4 - 40 NC hex	Consult
18	103443	CPU board mounting strip	Consult
19	106788	720i CPU board (PCE Version)	Consult
20	102376	Backplate gasket, universal	Consult
21	75062	Sealing washers*	Consult
22	14862	Machine screws, 8 - 32 NC x 3/8*	Consult
23	14626	Nut, KEP, 8 - 32 NC*	Consult
25	69291	3V Lithium coin battery	Consult
26	103989	Standoffs, F-F, 4 - 40 x 1.06	Consult
27	14825	Machine screws, 4 - 40 NC x 1/4	Consult
28	102888	LCD display module, 240 x 64, universal	Consult
29	16861	High voltage warning label (1)	Consult
30	67796	Power supply cable assembly, to CPU board	Consult
31	67613	Power supply, VAC, 25W	Consult
31	132791	Power supply, 12-24 VDC, 25W	Consult
32	103442	Power supply bracket	Consult
33	103936	Component plate	Consult
35	16892	Ground/earth label	Consult
36	15134	Lock washers, No. 8, Type A	Consult
37	30376	Nylon seal ring for 1/2 NPT Cord-grip	Consult
38	30375	Nylon seal rings for PG9 Cord-grips	Consult
39	68599	Nylon seal ring for PG11 Cord-grip	Consult
40	102377	Universal backplate	Consult
41	103458	Ribbon 7" cable assembly	Consult
42	103609	Cable assembly	Consult
	85791	Fuse, 5 x 20 mm	Consult
	102375	Parts kits, 720i Universal	Consult
Components of Part# 102375			
	104033	720i Software Tool Kit CD	Consult
	103988	Tilt stand washers	Consult
	103610	Tilt stand knobs	Consult
	42149	Rubber feet for tilt stand	Consult
	30623	Machine screws, 8-32NC x 7/16	Consult
	14626	Nut, KEP, 8-32NC	Consult
	14862	Machine screws, 8-32NC x 3/8	Consult
	15134	Lock washers, No. 8, Type A	Consult
	15631	Cable ties	Consult
	15665	Reducing gland for 1/2 NPT Cord-grip	Consult
	19538	Cord-grip plugs	Consult
	53075	Cable shield ground clamps	Consult
	75062	Sealing washers	Consult
	71344	10-position screw terminal for J6	Consult
	76513	4-position screw terminals for J3 and J5	Consult
	76514	6-position screw terminals for J1, J2 and J4	Consult
	94422	Capacity label	Consult

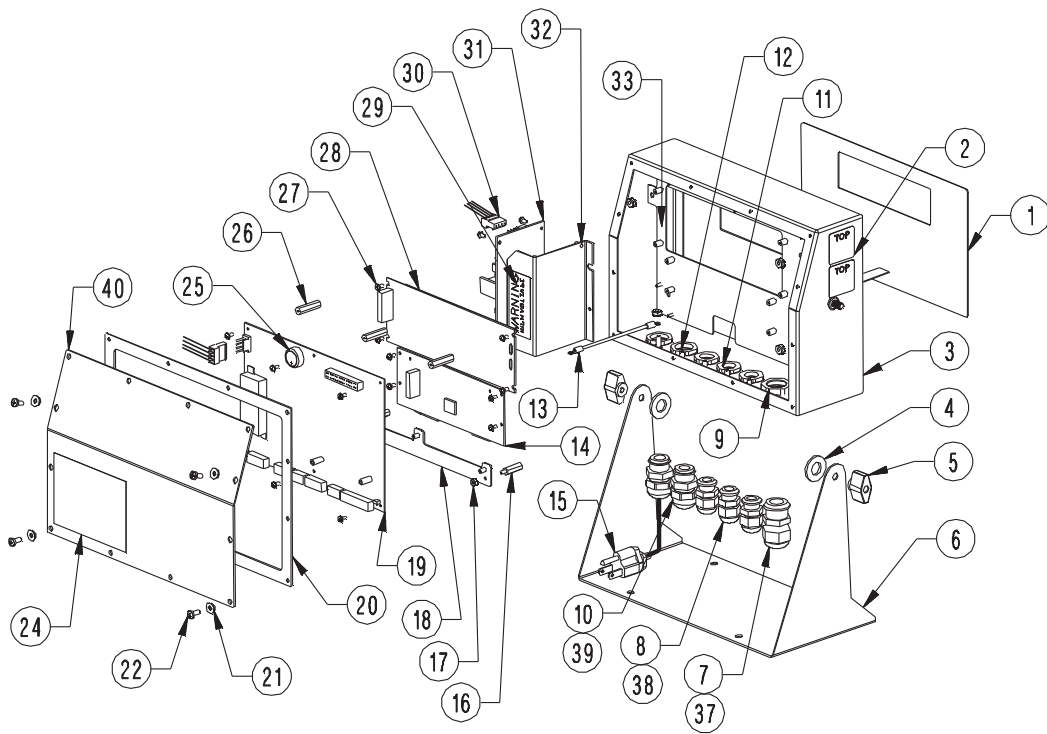
* Additional parts included in parts kit (See Diagram 720i-A)

Indicators/Controllers

720i™ Universal Digital Weight Indicator

Universal Model

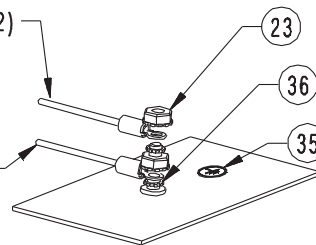
Ref#	Part#	Description	Price
	67601	Digital I/O, 24-channel	Consult
	67602	Analog output: selectable 0-10 V, 0-20 mA	Consult
	67604	Serial, dual channel	Consult
	77142	Ethernet TCP/IP Port (replaces serial port 2)	Consult
	71986	Ethernet TCP/IP module (installed in option slot)	Consult
	87803	Ethernet IP (specifically for A-B PLC)	Consult
	108671	Wireless LAN Card 802.11 A/B	Consult
	68539	Allen-Bradley Remote I/O interface	Consult
	68540	Profibus™ DP interface	Consult
	68541	DeviceNet™ interface	Consult



720i-A

GROUND WIRE (13) TO BACKPLATE (22)

GROUND WIRE FROM POWER
CORD ASSEMBLY (15)



GROUNDING STACKUP

Indicators/Controllers

INDICATORS

820i® Panel Mount Indicator/Controller

Main Assembly



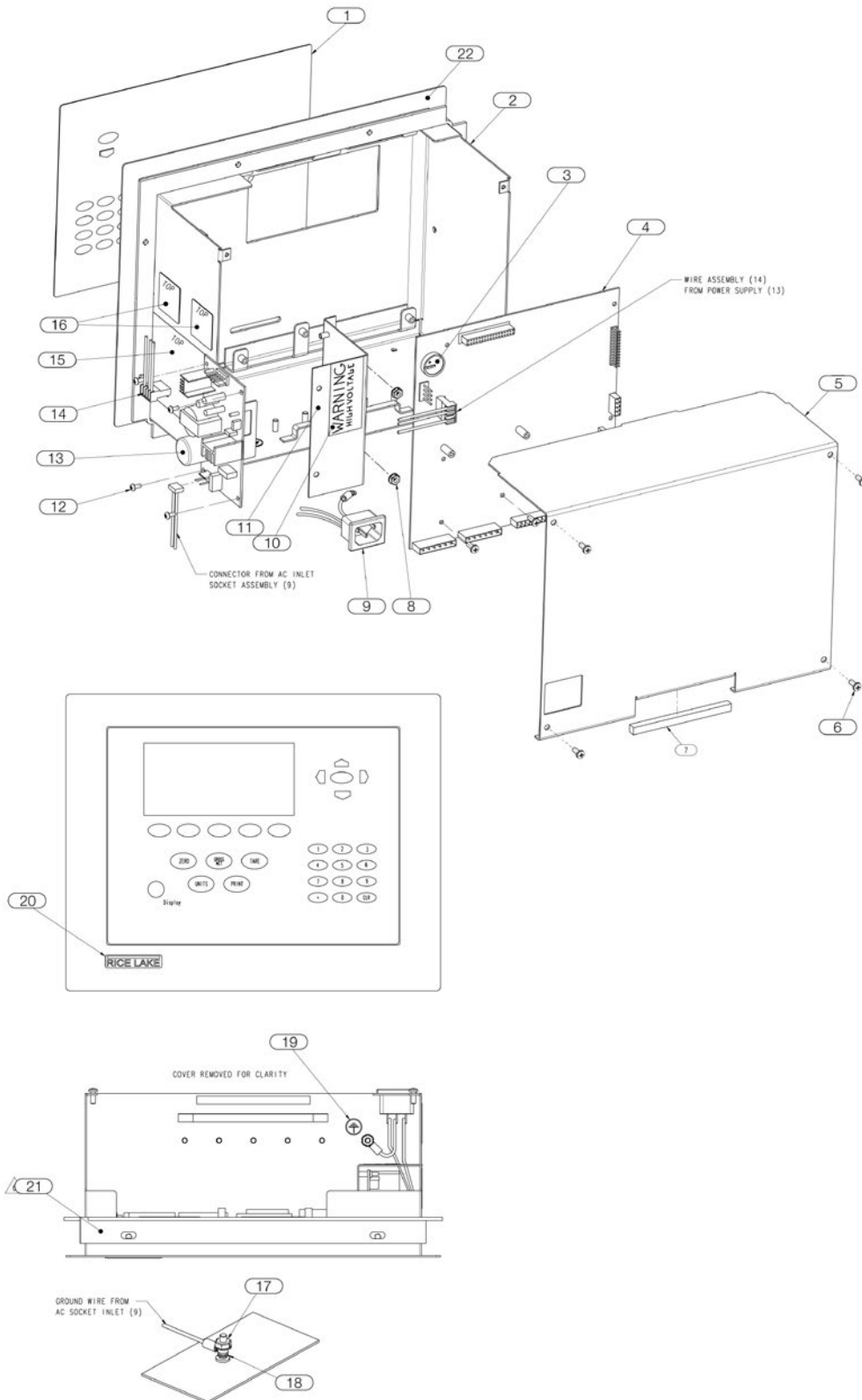
Part Number/Price

Ref#	Part#	Description	Price
1	93247	Membrane switch overlay	Consult
2	94823	Stainless steel weldment enclosure	Consult
3	69291	3V coin lithium battery	Consult
4	102331	CPU/display board assembly (single channel)	Consult
	102333	CPU/display board assembly (dual channel)	Consult
	93246	Display, LCD module, transmissive, indoors (included on CPU)	Consult
	100758	Display, LCD module, transfective, outdoors	Consult
5	94824	820i panel mount cover	Consult
6	14839	MACH 6 - 32 NC x 1/4 screw	Consult
7	71698	Polyurethane foam strip	Consult
8	58248	6 - 32 NC hex nylon lock nut	Consult
9	97907	AC input 820i cable assembly	Consult
11	94392	25W power supply bracket	Consult
12	14822	MACH 4 - 40 NC x 1/4 screw	Consult
13	67613	Power supply VAC 25W	Consult
	132791	DC/DC converter 12-24 VDC, 25W	Consult
14	67796	Power supply cable assembly	Consult
17	14626	8 - 32 NC hex Nut, KEP	Consult
18	15134	Lock no 8 type A washer	Consult
21	71095	Clinching welded bracket	Consult
22	69144	Faceplate gasket	Consult
	15438	Power cord	Consult
	93018	Installation manual	Consult
	95304	820i panel mount instructions	Consult
	94436	Parts kit, 820i dual	Consult
	94435	Parts kit, 820i single	Consult
	67601	Digital I/O, 24-channel option	Consult
	67602	Analog output: selectable 0-10V, 0-20 mA option	Consult
	103138	Analog output dual channel 0-10V, 0-20mA option	Consult
	67604	Serial, dual channel option	Consult
	87697	Analog input and thermocouple option	Consult
	68541	DeviceNet™ interface option	Consult
	68539	Allen-Bradley® Remote I/O interface option	Consult
	68540	Profibus® DP interface option	Consult
	71986	Ethernet TCP/IP 10/100 Base-T module (internal) option	Consult
	87803	EtherNet/IP (for A-B PLC) option	Consult
Components of Part #94435			
	14626	8 - 32 NC hex Nut, KEP	Consult
	15133	No 8 type A lock washer	Consult
	15887	6-position terminal block	Consult
	53075	Ground cable shield clamp	Consult
	54206	MACH 6 - 32 NC x 3/8 screw	Consult
	71344	10-position screw connector J5 and J11	Consult
	71522	MACH 8 - 32 NC x 1/4 screw	Consult
	76513	4-position screw terminal connector J9	Consult
	76514	6-position screw terminal connector J10	Consult
	77925	Revolution II CD	Consult
	82425	MACH 10 - 32 NF x 1.50 screw	Consult
	94422	.50 x 4.68 capacity label	Consult

(See Diagram 820i-A)

820i® Panel Mount Indicator/Controller

Main Assembly



Indicators/Controllers

Diagram 820i-A

INDICATORS

820i® Universal Indicator/Controller

Main Assembly



Part Number/Price

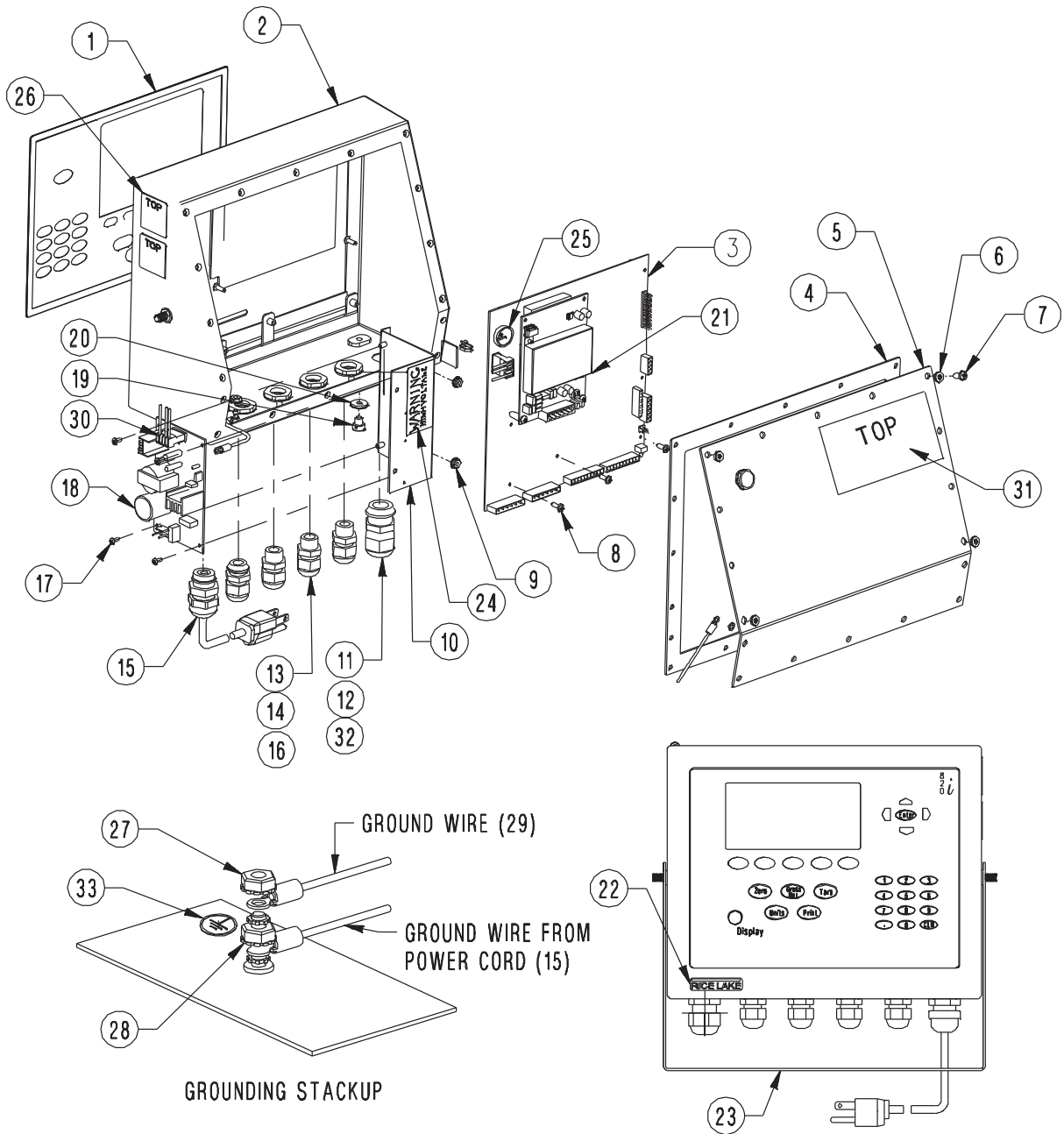
Ref#	Part#	Description	Price
	93018	Installation manual 820i	Consult
	94140	Parts kit, 820i dual	Consult
	94139	Parts kit, 820i single	Consult
Components of Part# 94139			
	15887	Connector, 6-position J7-J8 LC A/D	Consult
	19538	Post, slotted back	Consult
	42149	Bumper, rubber grommet	Consult
	83569	Clear protective overlay	Consult
	53075	Clamp, ground shield clamp	Consult
	103610	Knob, black with 1/4-20 post	Consult
	68403	Knob, black 2 prong	Consult
	71344	Connector, 10-position J5 and J11	Consult
	76513	Connector, 4-position J9	Consult
	76514	Connector, 6-position J10	Consult
	94422	Label, capacity	Consult
1	93247	Overlay, membrane switch	Consult
2	93618	Enclosure, 820i housing	Consult
3	102331	CPU/display board assembly single channel	Consult
	102333	CPU/display board assembly dual channel	Consult
	93246	Display, LCD module, transmissive, indoors (included on CPU)	Consult
	100758	Display, LCD module, transreflective, outdoors (alternative display)	Consult
4	67532	Gasket, back plate	Consult
5	68424	Backplate, universal	Consult
6	75062	Washer, bonded sealing SS	Consult
7	14862	Screw, machine 8 - 32 NC x 3/8	Consult
8	14839	Screw, machine 6 - 32 NC x 1/4	Consult
9	58248	Nut, lock 6 - 32 NC hex nylon	Consult
10	94392	Bracket, 820i 25W power	Consult
11	15628	Cord-grip, 1/2 NPT black	Consult
12	15630	Lock nut, 1/2 NPT black	Consult
13	15626	Cable, grip black PG9	Consult
14	15627	Lock nut, black PCN9	Consult
15	85202	Power cord assembly 120VAC	Consult
16	30375	Seal ring, nylon PG9	Consult
17	14822	Screw, machine 4 - 40 NC x 1/4	Consult
18	67613	Power supply, VAC 25W	Consult
	132791	DC/DC converter 12-24 VDC, 25 W	Consult
19	42640	Screw, machine 1/4 - 28 NF x 1	Consult
20	44676	Washer, bonded sealing	Consult
21	67601	Digital I/O, 24-channel option	Consult
	67602	Analog output: selectable 0-10V, 0-20 mA option	Consult
	103138	Analog output dual channel 0-10V, 0-20mA option	Consult
	67604	Serial, dual channel option	Consult
	87697	Analog input and thermocouple option	Consult
	68541	DeviceNet™ interface option	Consult
	68539	Allen-Bradley® Remote I/O interface option	Consult
	68540	Profibus® DP interface option	Consult
	71986	Ethernet TCP/IP 10/100 Base-T module (internal) option	Consult
	87803	EtherNet/IP (for A-B PLC) option	Consult
23	67531	Stand, tilt 920i	Consult
24	16861	Label, warning high	Consult
25	69291	Battery, 3V coin lithium	Consult
27	14626	Nut, KEP 8 - 32 NC hex	Consult
28	15134	Washer, lock no 8 type A	Consult
29	45043	Wire, ground 4" with no. 8	Consult
30	67796	Cable assembly, power supply	Consult
32	30376	Seal ring, nylon 1/2 NPT	Consult
33	16892	Label, earth ground	Consult

(See Diagram 820i-A)

Indicators/Controllers

820i® Universal Indicator/Controller

Main Assembly



Indicators/Controllers

820i-A

INDICATORS

880 Panel Mount

5.0in and 5.5in



Part Number/Price

Ref#	Part#	Description	Price
	151674	Display Assembly, 880 Panel Mount (Includes items 1-7)	Consult
1	131740	Overlay, Membrane Switch	Consult
2	151663	Faceplate, Display 880	Consult
3	151667	Gasket, Faceplate 880	Consult
4	131598	Board Assy, 880 LED Display	Consult
5	14822	Screw, Mach 4-40NC x 1/4	Consult
6	156439	Backer, Plate With DIN	Consult
7	14621	Nut, KEP 6-32NC HEX	Consult
8	151668	Cable Assy, Controller to Display	Consult

(See Diagram 880 Display Assembly)

880 (5.0 in wide)

	152235	Parts Kit, AC Power 880 (Includes items below)	Consult
	153647	Parts Kit, DC Power 880 (Includes items below)	Consult
	152334	Conn, 3 Pos Screw Terminal (AC Option)	Consult
	15888	Conn, 3 Pos Screw Terminal (DC Option)	Consult
	153873	Conn, 3 Pos Screw Terminal	Consult
	153883	Conn, 6 Pos Screw Terminal	Consult
	14621	Nut, KEP 6-32NC HEX	Consult
	15130	Washer, Lock No 6	Consult
	157074	Ferrite, EMI/RFI Clamp-on	Consult
	53075	Clamp, Ground Cable Shield Large	Consult
	67550	Clamp, Ground Cable Shield Small	Consult
	94422	Label, Capacity 0.40 x 4.63	Consult
	151672*	Controller, 880 Green-Board Design (Includes items 9-20)	Consult
9	14838	Screw, Mach 6-32NC x 1/4	Consult
10	65685	Washer, Flat .3750D .156ID	Consult
11	151664	Hook, Left DIN Rail Clip	Consult
	151665	Hook, Right DIN Rail Clip	Consult
12	131745	Bracket, DIN Rail Clip 880	Consult
13	153856	Screw, Mach 6-32NCx1/4	Consult
14	151661	Enclosure, extrusion 3.50 x 5.00 in.	Consult
16	151666	BackPlate, CPU no option	Consult
	152373	BackPlate, Relay Option	Consult
	156668	BackPlate, Analog Option	Consult
	156669	BackPlate, CompactCom Option	Consult
17	14822	Screw, Mach 4-40 NC x 1/4	Consult
18	69291	Battery, 3v Coin Lithium	Consult
20	154762	Cable Assy, CPU Board To Power Supply	Consult

(See Diagram 880 Controller Enclosure for 5.0 in wide)

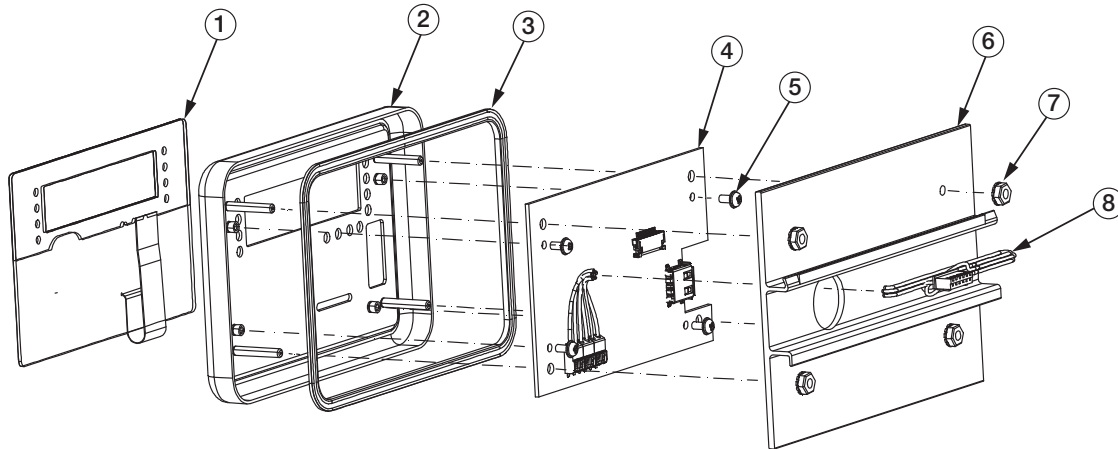
880 (5.5 in wide)

	177977*	Controller, 880 Revised Blue-Board Design (Includes items 9-20)	Consult
9	14838	Screw, Mach 6-32NC x 1/4	Consult
12	177730	Bracket, DIN Rail Clip	Consult
	177257	Enclosure Adapter Plate	Consult
13	153856	Screw, Mach 6-32NCx1/4	Consult
14	177253	Enclosure, Extrusion 3.50 x 5.50 in.	Consult
15	175603	Board Assy, 880 Power, AC revised blue-board design	Consult
	175604	Board Assy, 880 Power, DC revised blue-board design	Consult
16	177290	Backplate, CPU with option slot	Consult
17	14822	Screw, Mach 4-40NC x 1/4	Consult
18	69291	Battery, 3v Coin Lithium	Consult
19	175109	Board Assy, CPU 880 revised blue-board design	Consult
20	154762	Cable Assy, CPU Board To Power Supply	Consult

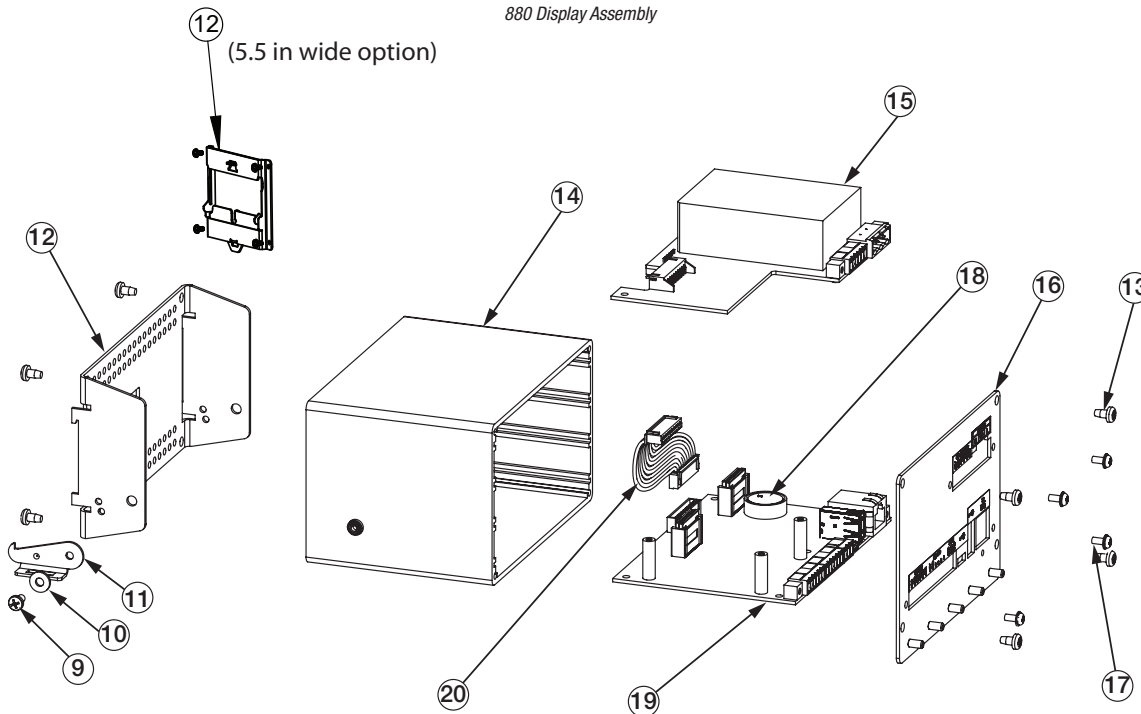
(See Diagram 880 Controller Enclosure for 5.5 in wide)

*Because the 880 board design has changed, there are new part numbers. Please be advised, past generation boards (green) are not interchangeable with the new boards (blue).

INDICATORS
880 Panel Mount
 5.0in and 5.5in



880 Display Assembly



880 Controller Enclosure

Indicators/Controllers

GREEN-BOARD DESIGN		
Part#	Description	Price
156554	EtherNet/IP interface option	Consult
156555	Profinet interface option	Consult
156556	Profibus DP interface option	Consult
156557	Modbus/TCP interface option	Consult
156558	DeviceNet interface option	Consult
156964	Analog output 0-10 UPC, 0-20mA option	Consult
156965	Relay board, 4 outputs option	Consult
163305	EtherCAT interface option	Consult

BLUE-BOARD DESIGN		
Part#	Description	Price
179159	EtherNet/IP interface option	Consult
179160	Profinet interface option	Consult
179163	Profibus DP interface option	Consult
179161	Modbus/TCP interface option	Consult
179162	DeviceNet interface option	Consult
179156	Analog output 0-10 UPC, 0-20mA option	Consult
179158	EtherCAT interface option	Consult

*Because the 880 board design has changed, there are new part numbers.
 Please be advised, past generation boards (green) are not interchangeable with the new boards (blue).

880 Plus Universal Enclosure



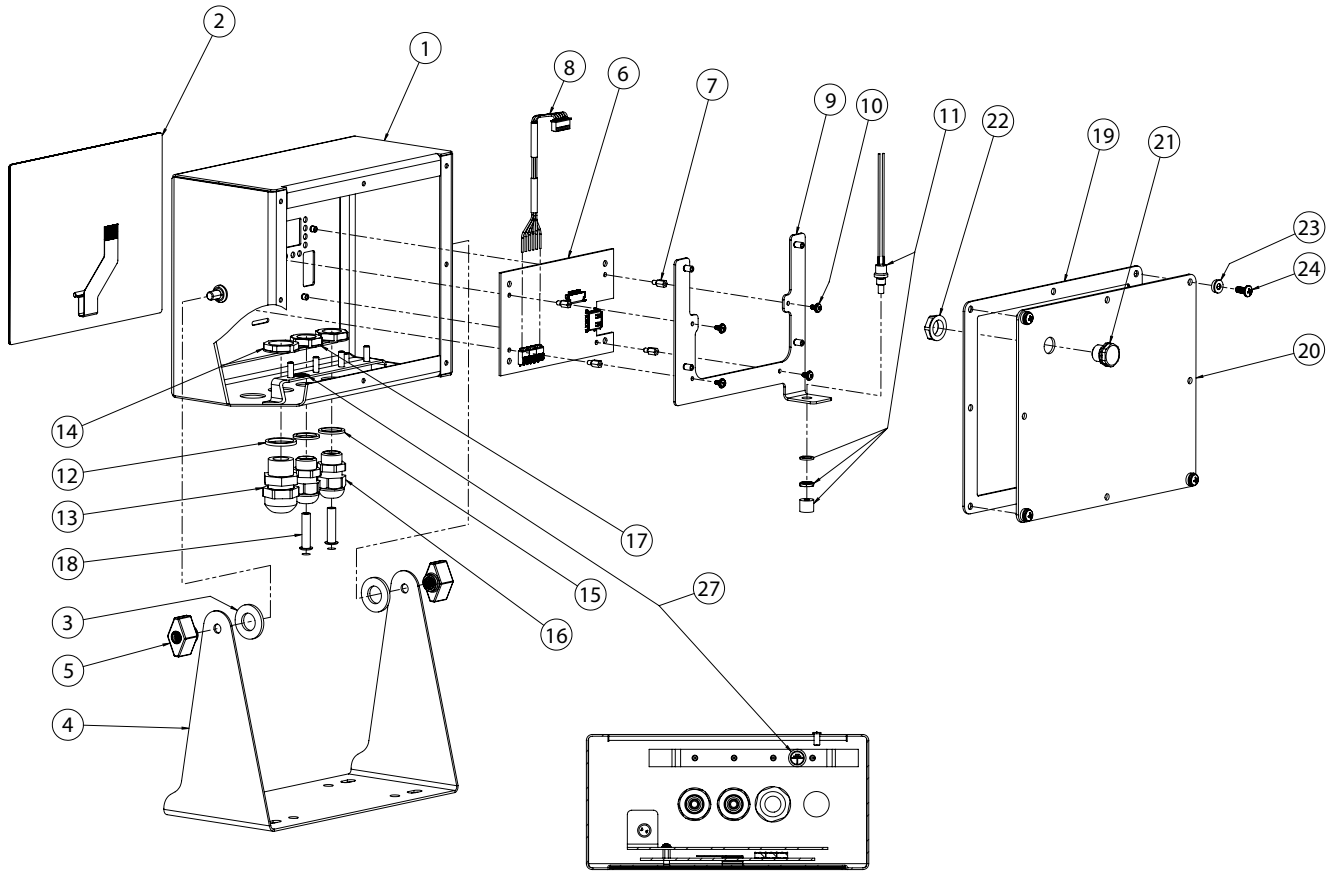
Part Number/Price

Ref#	Part#	Description	Price
1	163752	Enclosure, 880 Desktop	Consult
2	163986	Overlay, 880 Universal	Consult
3	103988	Washer, nylon .515-.52	Consult
4	163751	Tilt Stand, 880 Desktop 30.00	Consult
5	103610	Knob,Black 1/4-20 T-Knob Internal thread	Consult
6	131598	Board Assembly, 880 LED Display	Consult
7	182290	Standoff, M-F 4-40 x 1/4 long 3/16 hex	Consult
8	151668	Cable Assembly	Consult
9	163987	Plate Mount, Circuit Board (green-board design)	Consult
	177361	Plate Mount, Circuit Board (blue-board design)	Consult
10	14822	Screw, Machine 4-40NC X 1/4	Consult
11	44845	Setup switch assembly	Consult
12	68599	Seal ring, PG11	Consult
13	68600	Cord grip, PG11	Consult
14	68601	Nut, PG11 black nylon	Consult
15	30375	Seal Ring, Nylon PG9	Consult
16	15626	Cord Grip, Black PG9	Consult
17	15627	Lock nut, PG9 plastic	Consult
18	19538	Post, Slotted Black Seal	Consult
19	163768	Gasket, 880 Indicator	Consult
20	163753	Backplate, 880 desktop	Consult
21	88733	Vent, breather sealed Gortex membrane black plastic	Consult
22	88734	Nut, breather vent M12x1 thread	Consult
23	45042	Washer, Bonded Sealing SST	Consult
24	14862	Screw, Mach 8-32 NC x 3/8 Phillips pan head	Consult
25	46381	Washer, #10, bonded sealing, 18-8 stainless steel	Consult
26	14877	Screw, Mach #10-32 NF x 3/8 drilled head fillister slotted	Consult
27	16892	Label, ground protective Earth adhesive IEC 60417-5019	Consult
	131599*	Board Assembly, 880 Power AC (green-board design 5.0 in wide)	Consult
	153510	Board Assembly, 880 Power DC (green-board design 5.0 in wide)	Consult
	175603	Board Assembly, 880 Power AC (blue-board design 5.5 in wide)	Consult
	175604	Board Assembly, 880 Power DC (blue-board design 5.5 in wide)	Consult
	131597*	Board Assembly, CPU 880 (green-board design 5.0 in wide)	Consult
	175109	Board Assy, CPU 880 (blue-board design 5.5 in wide)	Consult
	164066	Backplate Assembly, 880 Desktop	Consult
	42149	Bumper, Rubber Grommet	Consult
	15601	Wire, Ground 6in W/NO 8	Consult
	152235	Parts Kit, AC Power 880 (Includes items below)	Consult
	153647	Parts Kit, DC Power 880 (Includes items below)	Consult
	152334	Conn, 3 Pos Screw Terminal (AC Option)	Consult
	15888	Terminal Block, 3 position (DC Option)	Consult
	153873	Conn, 3 Pos Screw Terminal	Consult
	153883	Conn, 6 Pos Screw Terminal	Consult
	14621	Nut, KEP 6-32NC HEX	Consult
	15130	Washer, Lock No 6	Consult
	157074	Ferrite, EMI/RFI Clamp-on	Consult
	53075	Clamp, Ground Cable Shield Large	Consult
	67550	Clamp, Ground Cable Shield Small	Consult
	94422	Label, Capacity 0.40 x 4.63	Consult
	179159	EtherNet/IP interface option	Consult
	179160	Profinet interface option	Consult
	179163	Profibus DP interface option	Consult
	179161	Modbus/TCP interface option	Consult
	179162	DeviceNet interface option	Consult
	179156	Analog output 0-10 UPC, 0-20mA option	Consult
	179158	EtherCAT interface option	Consult

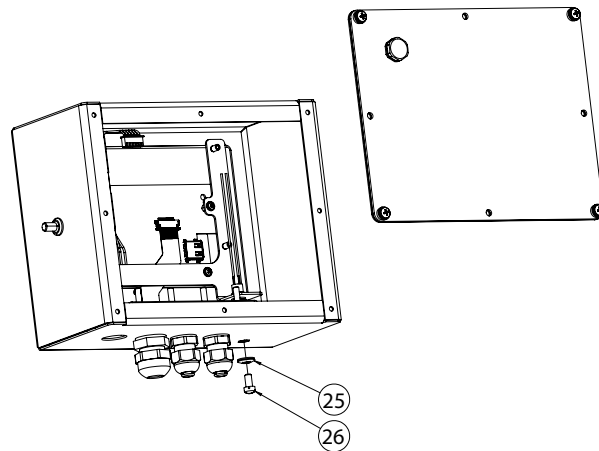
(See Diagram 880 Plus Universal Enclosure)

*Because the 880 board design has changed, there are new part numbers. Please be advised, past generation boards (green) are not interchangeable with the new boards (blue).

880 Plus Universal Enclosure



SECTION G-G



Indicators/Controllers

880 Plus Universal Enclosure

INDICATORS

882IS/882IS Plus Intrinsically Safe Digital Weight Indicator

Part Number/Price

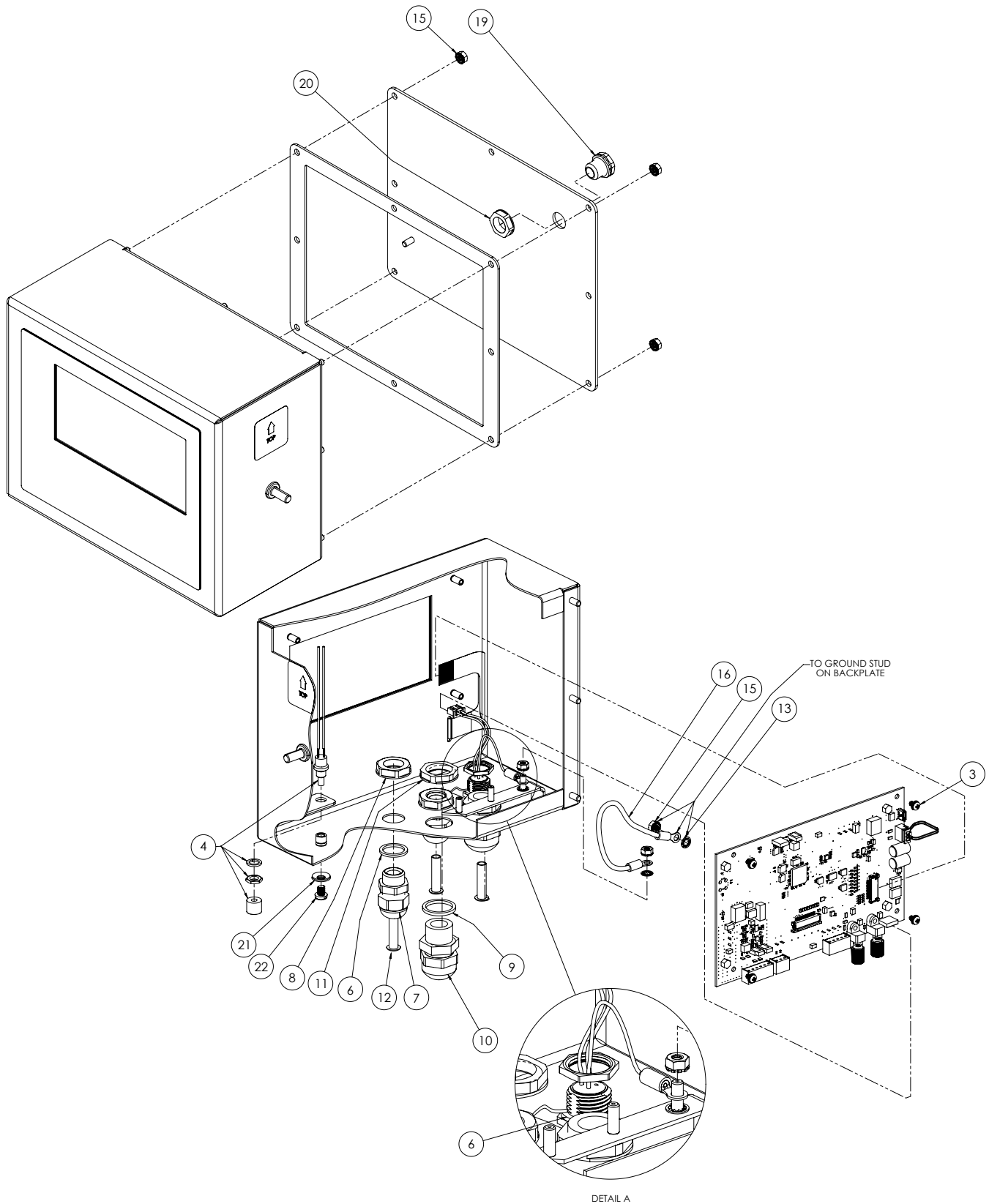


Ref#	Part#	Description	Price
3	180824	Mach screw, M3x0.5x5 mm Phillips pan head SEMS 18-8 sst	Consult
4	44845	Setup switch assy	Consult
6	30375	Seal ring, PG9 nylon	Consult
7	15626	Cord grip, PG9 plastic	Consult
8	15627	Lock nut, PG9 plastic	Consult
9	68599	Seal ring, PG11	Consult
10	68600	Cord grip, PG11	Consult
11	68601	Nut, PG11 black nylon	Consult
12	19538	Post, slotted black seal 1/4 x 1, cord grip - post only	Consult
13	180856	Washer, M4 internal tooth sst	Consult
15	180826	Nut, KEP M4x0.7 external tooth lock washer 18-8 sst	Consult
16	15601	Wire, ground 6 in w/no 8 eye connector	Consult
19	88733	Vent, breather sealed Gortex membrane black plastic	Consult
20	88734	Nut, breather vent M12 x 1 thread	Consult
21	46381	#10, Bonded sealing washer, 18-8 stainless steel	Consult
22	180861	Screw, mach M5x0.8x10 mm slotted drilled cheese head sst	Consult
	163751	Indicator tilt stand	Consult
	180825	Indicator knobs	Consult
	103988	Tilt stand washers	Consult
	179678	Battery tilt stand	Consult
	180863	Battery knobs	Consult
	163751	Tilt stand, 880 desktop	Consult
	180831	Battery option, IS-6VDC	Consult
	194191	Battery charger, IS6V2, 100-240VAC NEMA 5-15 (North American plug)	Consult
	194189	Battery charger, IS6V2 100-240VAC (EU plug)	Consult
	194192	Battery charger, IS6V2 100-240VAC (UK plug)	Consult
	197591	Battery charger, IS6V2 100-240VAC (Australian plug)	Consult
	180837	Power supply, 882IS IS-EPS-100-240VAC, dual output 6.8VDC 200 mA	Consult
	179668	Cable, M12 power 22 in hazardous location (for battery version)	Consult
	179669	Cable, M12 power 10 ft hazardous location	Consult
	179670	Cable, M12 power 50 ft hazardous location	Consult
	179671	Cable, M12 power 100 ft hazardous location	Consult
	190979	Lockout device, M12 cable	Consult
	213705	882IS battery replacement barrier assembly	Consult

(See Diagram 882IS/882IS Plus)

Indicators/Controllers

882IS/882IS Plus Intrinsically Safe Digital Weight Indicator



Indicators/Controllers

882IS/882IS Plus

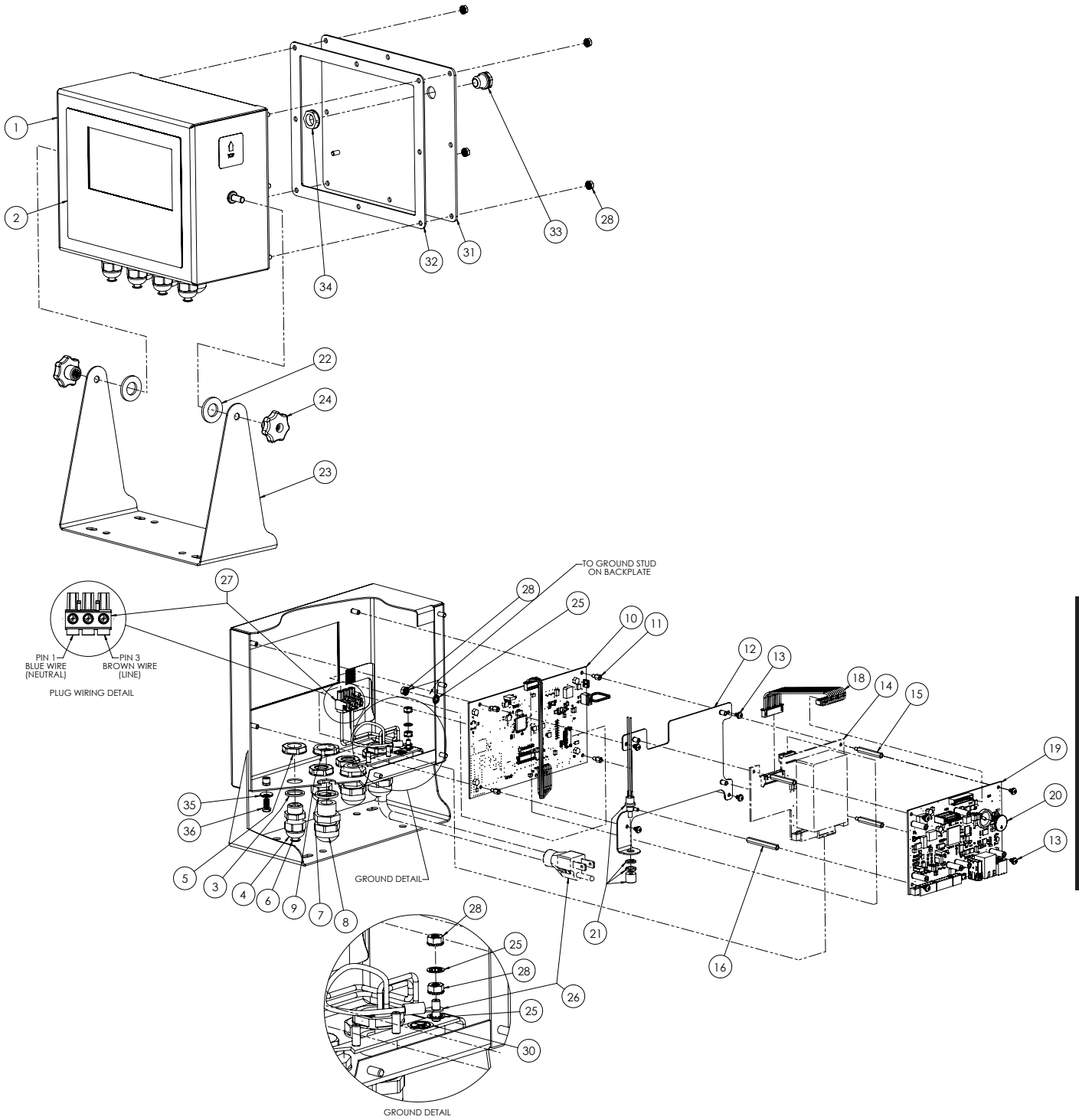
INDICATORS

882D**Part Number/Price**

Ref#	Part#	Description	Price
1	177305	Enclosure, 882D belt scale indicator with holes	Consult
2	175214	Overlay, 882D indicator membrane switch with numeric keys	Consult
3	30375	Seal ring, PG9 nylon	Consult
4	15626	Cord grip, PG9 plastic	Consult
5	15627	Lock nut, PG9 plastic	Consult
6	19538	Post, slotted black seal 1/4 x 1, cord grip - post only	Consult
7	68599	Seal ring, PG11	Consult
8	68600	Cord grip, PG11	Consult
9	68601	Nut, PG11 black nylon	Consult
10	195681	PCB, belt scale display board	Consult
11	180821	Standoff, M3x0.5x5 mm hex size 4.5 mm male-fem sst	Consult
12	177306	Adaptor plate, power supply 882 indicator	Consult
13	180824	Mach screw, M3X0.5X5 mm Phillips pan head SEMS 18-8 sst	Consult
14	175603	Board assy, 880/882 power supply 115-230VAC 5.5 inch blue color	Consult
14	175604	Board assy, 880/882 power supply 9-36VAC 5.5 inch blue color	Consult
15	180822	Standoff, M3x0.5x31 mm hex size 4.5 mm male-fem sst	Consult
16	180823	Standoff, M3x0.5x40 mm hex size 4.5 mm fem-fem sst	Consult
18	154762	Cable assy, 10 POS CPU to power supply 880 controller	Consult
19	195681	Board assy, 882 belt scale CPU	Consult
20	69291	Battery, 3V coin lithium, 16 mm diameter, 125 (mAh)	Consult
21	44845	Setup switch assy	Consult
22	103988	Washer, nylon .515-.52	Consult
23	163751	Tilt stand, 880 desktop	Consult
24	180825	Knob, M6x1 threaded thru 32mm dia 7-lobe nylon zn-pltd steel	Consult
25	15134	Washer, lock no 8 type A internal tooth steel zinc plated	Consult
26	180842	Power cord assy, 882D belt scale indicator NEMA 5-15	Consult
26	180850	Power cord assy, 882D belt scale integrator Europe CEE7/7	Consult
27	152334	Conn, 3 POS screw terminal 7.62 mm strip length 8 mm (.315 in)	Consult
28	180826	Nut, KEP M4x0.7 external tooth lock washer 18-8 sst	Consult
30	16892	Label, ground protective earth adhesive IEC 60417-5019	Consult
31	180827	Backplate, 882D universal belt scale integrator	Consult
32	163768	Gasket, 880 indicator	Consult
33	88733	Vent, breather sealed Gortex membrane black plastic	Consult
34	88734	Nut, breather vent M12x1 thread	Consult
35	46381	#10, Bonded sealing washer, 18-8 stainless steel	Consult
36	180861	Screw, mach M5x0.8x10 mm slotted drilled cheese head sst	Consult

(See Diagram 882D)

INDICATORS
882D



Indicators/Controllers

882D

INDICATORS

920i® Universal Indicator/Controller

Main Assembly



Part Number/Price

Ref#	Part#	Description	Price
	126303	Parts kit universal dual channel	Consult
	126285	Parts kit universal single channel	Consult
Components of Part # 126303 and 126285			
	14626	Nut, KEP, 8 - 32 NC	Consult
	14862	Machine screws, 8-32 NC x 3/8	Consult
	75062	Sealing washers	Consult
	15133	Lock washers, no. 8, type A	Consult
	30623	Machine screws, 8 - 32 NC x 7/16 fillister head	Consult
	15665	Reducing glands for 1/2 NPT Cord-grips	Consult
	15887	6-position screw terminal for load cell connection	Consult
	19538	Cord-grip plugs	Consult
	94422	Capacity label	Consult
	53075	Cable shield ground clamps	Consult
	77180	8-position screw terminal for J10 (Rev. H CPU and higher)	Consult
	70599	6-position screw terminals for J2	Consult
	71126	4-position screw terminal for J9	Consult
	71125	3-position screw terminal for J11	Consult
	42149	Rubber feet for tilt stand	Consult
	103988	Nylon washers for tilt stand, 1/4 x 1 x 1/16	Consult
	103610	Wing knobs for tilt stand, internal thread	Consult
	67887	Installation manual	Consult
	67531	Tilt stand	Consult
1	66502	Switch panel membrane	Consult
2	67529	Enclosure universal	Consult
5	164371	LCD display transmissive (indoor use) CCFL B/L	Consult
	186273	LCD display transmissive (indoor use) with LED B/L	Consult
	186276	LCD display transmissive (outdoor use) with LED B/L	Consult
	159946	CCFL backlight for display (type WRUS)	Consult
	187677	LED backlight for display (type WRUS, IQSS, ZARS)	Consult
6	67886	Standoffs, short	Consult
7	68661	Standoffs, long	Consult
8	117930	CPU board green solder mask	Consult
	186272	CPU board blue solder mask	Consult
9	14626	Nut, KEP, 4-40 NC hex	Consult
10	67613	Power supply, VAC, 25W	Consult
10	132791	Power supply, 12-24VDC, 25W	Consult
11	94392	Power supply bracket universal	Consult
12	16861	Label, warning high	Consult
13	58248	Lock nuts, 6 - 32 NC, nylon	Consult
14	14822	Machine screws, 4 - 40 NC x 1/4	Consult
15	67530	Interface board connector plate	Consult
16	67535	Interface board gasket	Consult
17	14862	Machine screws, 8 - 32 NC x 3/8	Consult
18	75062	#8 bonded sealing washer 7/16 OD	Consult
19	42640	Screw, mach 1/4-28 NF x 1/4 Phillips, drilled fillister head, 18-8	Consult
20	44676	Sealing washer for set-up switch access screw	Consult
21	15626	Cord-grips, PG9	Consult
22	15627	Lock nuts, PCN9	Consult
23	30375	Nylon seal rings for PG9 Cord-grips	Consult
25	15134	Lock washers, no. 8, type A	Consult
26	14626	Nut, KEP #8-32 NC hex	Consult
27	45043	Ground wire, 4" with no. 8 eye connector	Consult
28	68424	Enclosure backplate universal	Consult
	119891	Enclosure backplate for USB receptacles	Consult
31	85202	Power cord assembly, 115VAC and 230VAC North American units	Consult
	69998	Power cord assembly, 230VAC European units	Consult

(See Diagram 920i-D)

Indicators/Controllers

920i® Universal Indicator/Controller

Main Assembly

Part Number/Price

Ref#	Part#	Description	Price
32	67796	Wire harness, 920i 25W PS to CPU	Consult
	186464	Alternative power supply cables for display retrofit	Consult
33	68662	Cable, ribbon interface board to CPU	Consult
34	16892	Label, ground protective	Consult
35	15650	Cable tie mount, 3/4"	Consult
36	68216	Nameplate, Rice Lake	Consult
39	67532	Backplate gasket universal	Consult
41	68532	Single-channel A/D card	Consult
	68533	Dual-channel A/D card (shown in diagram 920i-D)	Consult
	87697	Analog input and thermocouple option	Consult
	67600	Memory, 1 MB NV RAM option	Consult
	67601	Digital I/O, 24-channel option	Consult
	67602	Analog output: selectable 0-10V, 0-20 mA option	Consult
	103138	Analog output, dual channel 0-10VDC, 0-20 mA option	Consult
	67604	Serial, dual channel option	Consult
	67603	Pulse input, single channel option	Consult
	68541	DeviceNet™ interface option	Consult
	68539	Allen-Bradley® Remote I/O interface option	Consult
	68540	Profibus® DP interface option	Consult
	103136	Control net interface option	Consult
	87803	EtherNet/IP (for A-B PLC) option	Consult
	71986	Ethernet TCP/IP 10/100 Base-T module (internal) option	Consult
45	67869	Board, interface 920i	Consult
46	55708	Screw, mach 4-40 NC x 3/8 Phillips pan head internal tooth lock washer SEMS	Consult
47	14845	Screw, Mach 6-32 NC x 3/8	Consult
50	15628	Cord-grips, 1/2 NPT	Consult
52	30376	Nylon seal rings for 1/2 NPT Cord-grips	Consult
53	15630	Lock nuts for 1/2 NPT Cord-grips	Consult
54	69290	Battery, 3V coin lithium	Consult
55	69898	Nylon spacers	Consult
60	88733	Vent, breather sealed Gortex membrane black plastic	Consult
61	88734	Nut, breather vent M12 x 1 thread	Consult
	68403	Wing knobs with threaded post, old style	Consult
	71027	Fuses (115VAC models), 2 A Time-Lag TR5	Consult
	71026	Fuses (230VAC models), 2 A Time-Lag TR5	Consult

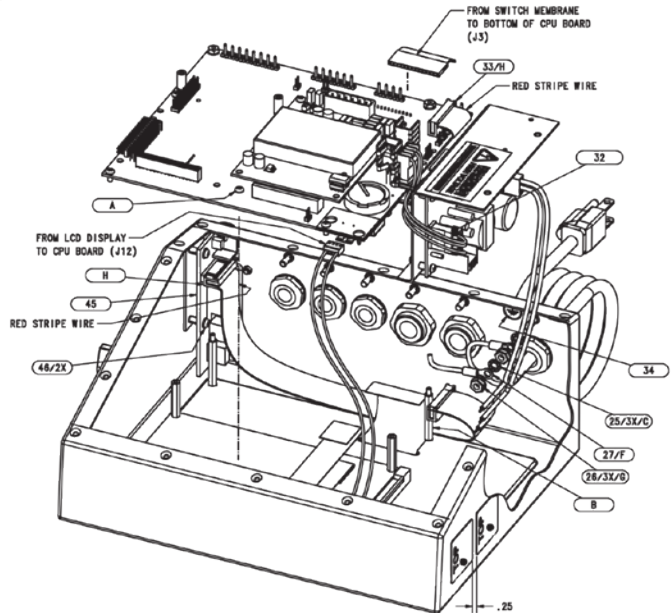
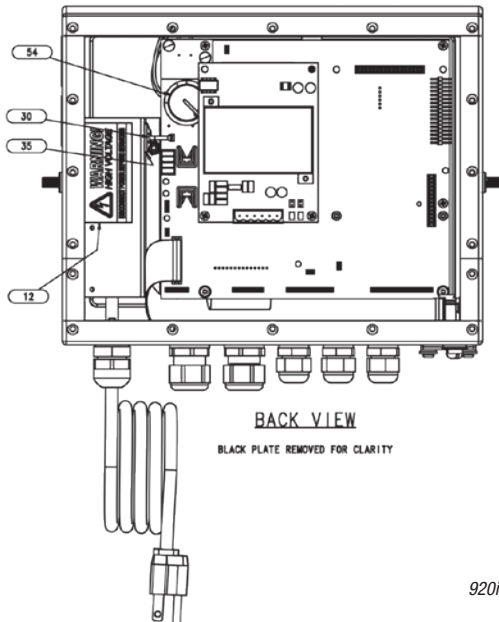
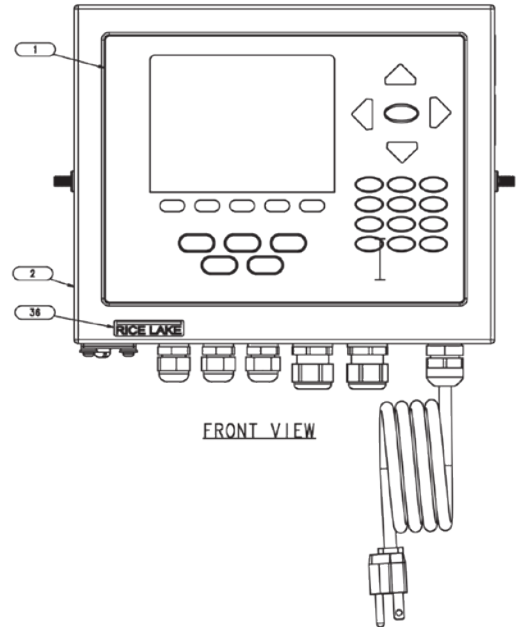
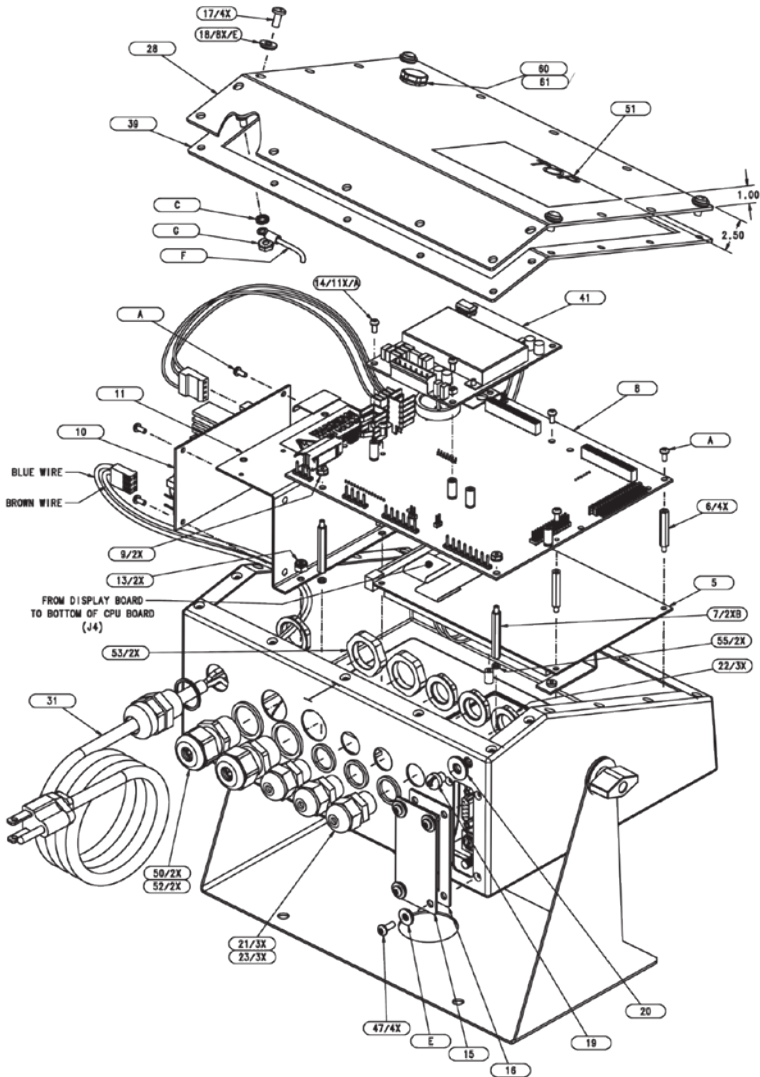
The LED backlight display can be used with green CPU board Rev N or older by replacing the power supply cable. Universal 186464 (AC) 186464 (DC); Deep universal 186278 (AC) 187603 (DC); Panel 186278 (AC) 187603 (DC); Wall 186760 (AC) 188345 (DC); Two-slot expansion for wall 188716 (AC) 189724 (DC); Two-slot expansion panel for deep universal 188717 (AC) 189725 (DC); Six-slot expansion for wall 188774 (AC).
(See Diagram 920i-D)



INDICATORS

920i® Universal Indicator/Controller

Main Assembly



920i-D

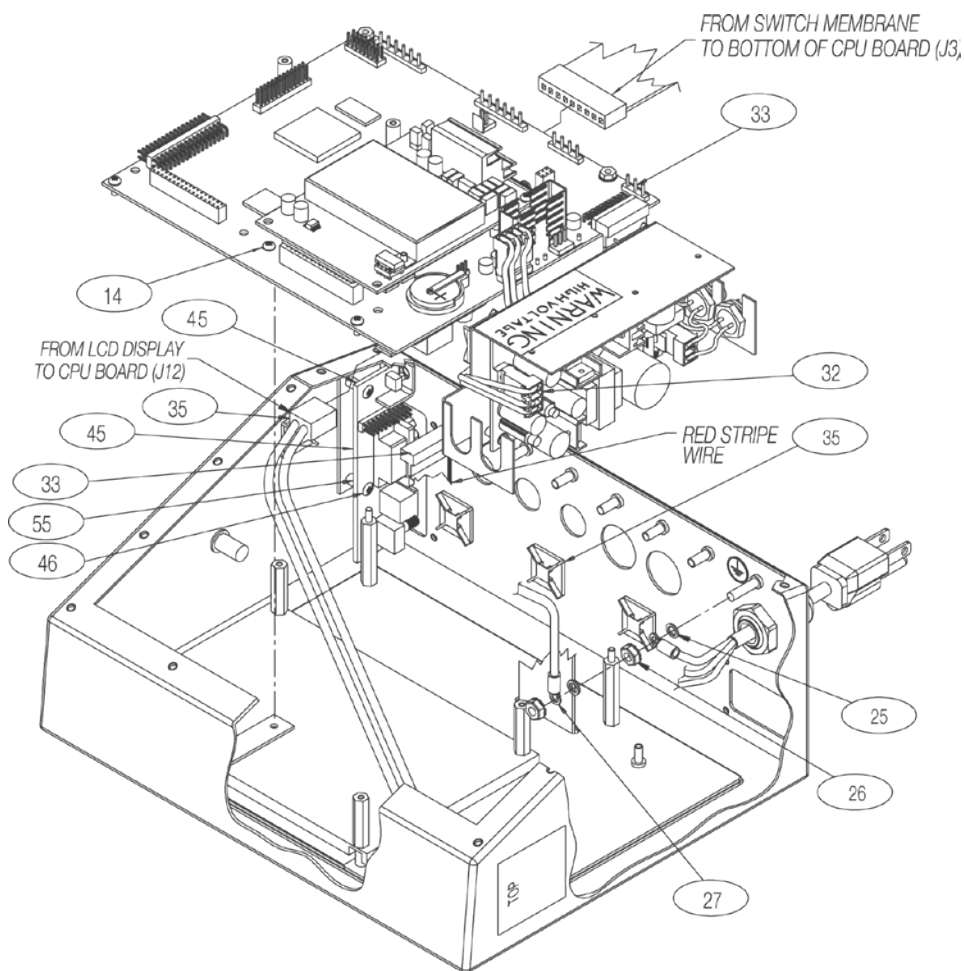
920i® Universal Indicator/Controller

Power Supply

Part Number/Price

Ref#	Part#	Description	Price
14	14822	Machine screws, 4 - 40 NC x 1/4	Consult
25	15134	Lock washers, no. 8, type A	Consult
26	14626	Nut, KEP, 8 - 32 NC	Consult
27	45043	Ground wire, 4" with no. 8 eye connector	Consult
32	67796	Power supply cable assembly, to CPU board	Consult
32	186464	Power supply cables for display retrofit	Consult
33	68662	Ribbon cable to interface board universal	Consult
35	15650	Cable tie mounts, 3/4"	Consult
45	67869	Interface board PS2/DB-9	Consult
	111109	Interface board USB (requires Rev. L CPU)	Consult
46	14832	Machine screws, 4 - 40 NC x 3/8	Consult
54	70069	3V Lithium coin battery	Consult
55	69898	Nylon spacers	Consult

The LED backlight display can be used with green CPU board Rev N or older by replacing the power supply cable. Universal 186464 (AC) 186464 (DC); Deep universal 186278 (AC) 187603 (DC); Panel 186278 (AC) 187603 (DC); Wall 186760 (AC) 188345 (DC); Two-slot expansion for wall 188716 (AC) 189724 (DC); Two-slot expansion panel for deep universal 188717 (AC) 189725 (DC); Six-slot expansion for wall 188774 (AC).
(See Diagram 920i-E)



920i-E

INDICATORS

920i® Panel Mount Indicator/Controller

Main Assembly



Part Number/Price

Ref#	Part#	Description	Price
	71428	Parts kit panel mount single channel	Consult
	71429	Parts kit panel mount dual channel	Consult
Components of Part #71428			
	14626	Nut, KEP, 8 - 32 NC	Consult
	54206	Machine screws, 6 - 32 x 3/8 fillister head	Consult
	15133	Lock washers, no. 8, Type A	Consult
	71522	Machine screws, 8 - 32 NC x 1/4	Consult
	82425	Machine screws, 10 - 32 NF x 1.5 in	Consult
	15631	Cable ties	Consult
	53075	Cable shield ground clamps	Consult
	94422	Capacity label	Consult
	77180	8-position screw terminals for J10 (Rev. H CPU)	Consult
	70599	6-position screw terminals for J2	Consult
	15887	6-position screw terminals for load cell connection	Consult
	71126	4-position screw terminal for J9	Consult
	71125	3-position screw terminal for J11	Consult
	15438	Power cord, 115VAC and 230VAC North American units	Consult
	72512	Power cord, 230VAC European units	Consult
	67887	Installation manual	Consult
	69989	Panel mount installation instructions	Consult
1	14618	Nut, KEP, 4 - 40 NC	Consult
2	14626	Nut, KEP, 8 - 32 NC	Consult
3	15601	Ground wire, 6" with no. 8 eye connector	Consult
4	14822	Machine screws, 4 - 40 NC x 1/4	Consult
5	71450	AC input assembly	Consult
	97907	AC input cable assembly	Consult
6	15134	Lock washers, no. 8, Type A	Consult
7	22917	Washer, Lock no 4, type A	Consult
8	16861	Label, warning high	Consult
9	16892	Ground/earth label	Consult
10	14839	Machine screws, 6 - 32 NC x 1/4	Consult
11	66502	Overlay, membrane switch	Consult
12	67610	Single channel A/D card	Consult
	68532	Single-channel A/D card	Consult
	68533	Dual-channel A/D card	Consult
	67600	Memory, 1 MB NV RAM option	Consult
	67601	Digital I/O, 24-channel option	Consult
	67602	Analog output: selectable 0-10V, 0-20 mA option	Consult
	103138	Analog output, dual channel 0-10VDC 0-20 mA option	Consult
	67604	Serial, dual channel option	Consult
	67603	Pulse input, single channel option	Consult
	68541	DeviceNet™ interface option	Consult
	68539	Allen-Bradley® Remote I/O interface option	Consult
	68540	Profibus® DP interface option	Consult
	103136	Control net interface option	Consult
	71986	Ethernet TCP/IP 10/100 Base-T module (internal) option	Consult
	87697	Analog input and thermocouple	Consult
	87803	EtherNet/IP (for A-B PLC)	Consult
	71743	Option, 2-Slot Expansion Board, (Panel & Deep)	Consult
13	117930	CPU board green solder mask	Consult
	186272	CPU board blue solder mask	Consult
14	69141	Fuse access coverplate	Consult
15	164371	LCD display transmissive (indoor use) CCFL B/L	Consult
	186275	LCD display transmissive (indoor use) with LED B/L	Consult
	186276	LCD display transreflective (outdoor use) with LED B/L	Consult
	159946	CCFL backlight for display (type WRUS)	Consult
	187677	LED backlight for display (type WRUS, IQSS, ZARS)	Consult
16	69142	Housing backplate	Consult
17	67869	Interface board PS2/DB-9	Consult
	111109	Interface board USB (requires Rev. L CPU)	Consult
18	67886	Standoffs, short	Consult

(See Diagram 920i-G)

Indicators/Controllers

920i® Panel Mount Indicator/Controller

Main Assembly

Part Number/Price

Ref#	Part#	Description	Price
19	68216	Nameplate, Rice Lake	Consult
20	68598	Protective lens	Consult
21	71106	Enclosure, wldt	Consult
22	68661	Standoffs, long	Consult
23	69290	3V Lithium coin battery	Consult
25	69144	Gasket, faceplate	Consult
26	69176	Power supply bracket	Consult
27	71449	Ribbon cable to interface board	Consult
28	132791	Power supply, 12-24VDC, 25W	Consult
29	15631	Cable tie, 3 in nylon	Consult
30	71430	Wire harness, 65W ps	Consult
34	71698	Strip, polyurethane foam	Consult
35	71520	Screw, mach 10-32 NF 3/16	Consult
36	87608	Reinforcing plate	Consult
37	71095	Bracket, clinching welded	Consult

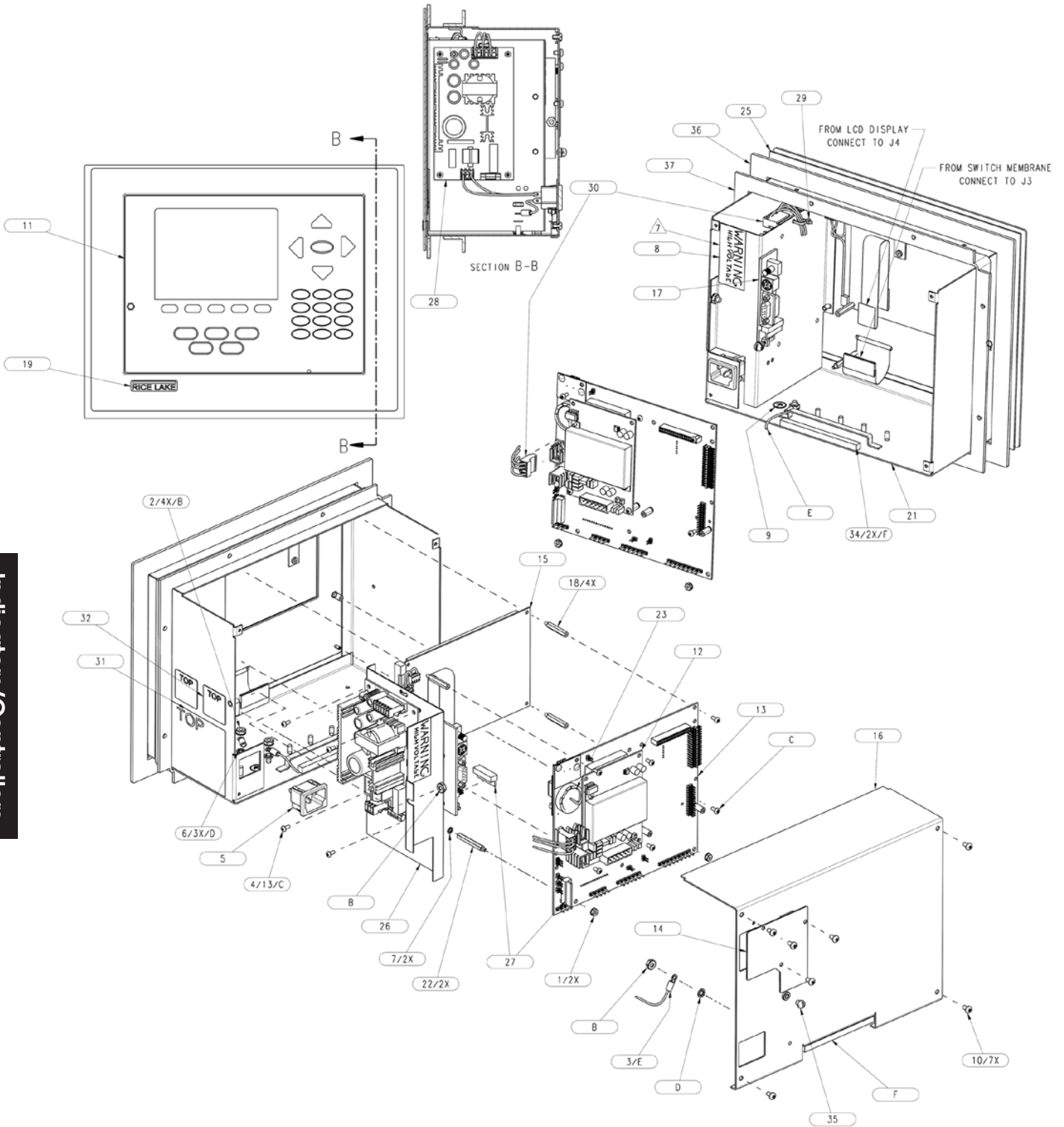
(See Diagram 920i-G)



INDICATORS

920i® Panel Mount Indicator/Controller

Main Assembly



920i-G

920i® Panel Mount Indicator/Controller

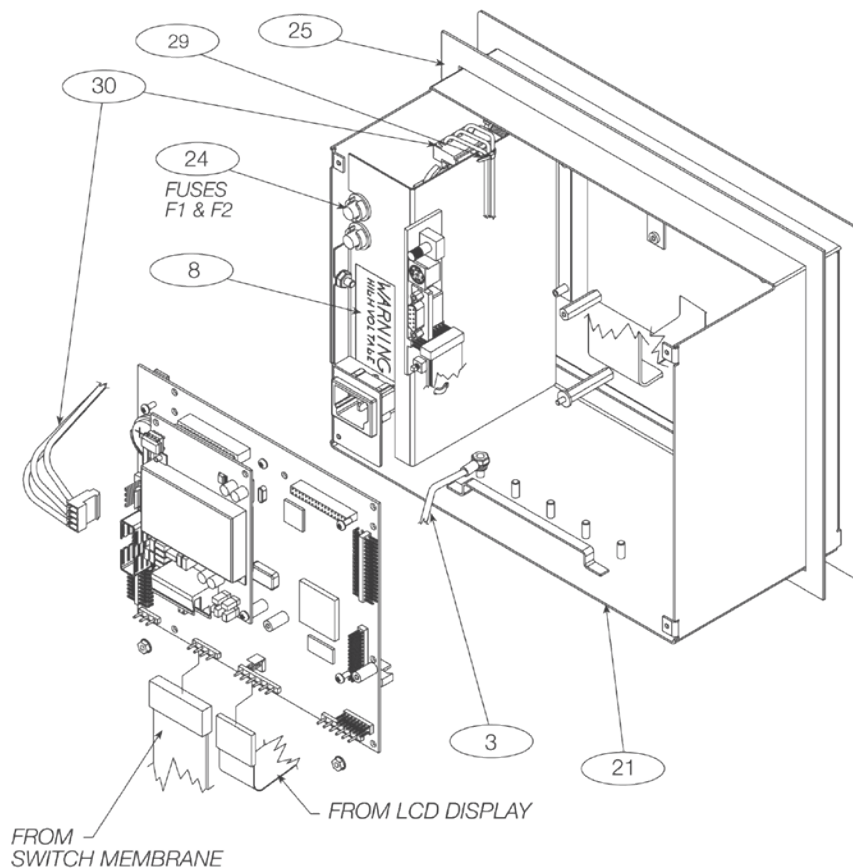
CPU Board Connections

Part Number/Price

Ref#	Part#	Description	Price
3	15601	Ground wire, 6" with no. 8 eye connector	Consult
8	16861	High voltage warning label	Consult
21	71106	Enclosure, panel mount	Consult
24	71462	Fuses F1 and F2 (115VAC and 230VAC North American models), 3.15 A Time-Lag TR5	Consult
	72339	Fuses F1 and F2 (230VAC European model), 3.15 A Time-Lag TR5	Consult
25	69144	Faceplate gasket	Consult
30	71430	Power supply cable assembly, to CPU board	Consult



The LED backlight display can be used with green CPU board Rev N or older by replacing the power supply cable. Universal 186464 (AC) 186464 (DC); Deep universal 186278 (AC) 187603 (DC); Panel 186278 (AC) 187603 (DC); Wall 186760 (AC) 188345 (DC); Two-slot expansion for wall 188716 (AC) 189724 (DC); Two-slot expansion panel for deep universal 188717 (AC) 189725 (DC); Six-slot expansion for wall 188774 (AC). (See Diagram 920i-H)



920i-H

Indicators/Controllers

920i® Deep Enclosure Indicator/Controller

Main Assembly

Part Number/Price

Ref#	Part#	Description	Price
	126285	Parts kit, 920i single	Consult
	126303	Parts kit, 920i dual	Consult
Components of Part# 126285 and 126303			
	14626	Nut, KEP, 8 - 32 NC	Consult
	14862	Machine 8 - 32 NC x 3/8" screw	Consult
	15133	Lock washers, no. 8, Type A	Consult
	15144	Nylon 1/4" x 1" x 1/16" washer	Consult
	15631	3" nylon cable tie	Consult
	15665	Reducing 1/2 NPT gland	Consult
	15887	6-position terminal block for load cell connection	Consult
	19538	Slotted black post only	Consult
	30623	Machine 8 - 32 NC x 7/16" screw	Consult
	42149	Rubber grommet bumper	Consult
	94422	Label, capacity .45 x 3.2	Consult
	53075	Ground cable shield clamp	Consult
	103610	Wing knob for tilt stand, internal thread	Consult
	77180	8-position screw terminal for J10 (Rev. H CPU)	Consult
	70599	6-position screw terminal connector for J2	Consult
	71125	3-position screw terminal connector for J11	Consult
	71126	4-position screw terminal connector for J9	Consult
	75062	Bonded sealing SS washer	Consult
	68403	Wing knobs with threaded post, old style	Consult
	83569	Clear protective overlay	Consult
	67887	Installation manual	Consult
	83810	920i deep installation instructions	Consult
1	82854	920i backplate gasket	Consult
2	14862	Machine 8 - 32 NC x 3/8" screw	Consult
3	82853	Enclosure deep backplate	Consult
	115118	Enclosure backplate for USB receptacles	Consult
5	75062	Bonded sealing stainless steel washer #8	Consult
8	164371	LCD display transmissive (indoor use) CCFL B/L	Consult
	186275	LCD display transmissive (indoor use) with LED B/L	Consult
	186276	LCD display transmissive (outdoor use) with LED B/L	Consult
	159946	CCFL backlight for display (type WRUS)	Consult
	187677	LED backlight for display (type WRUS, IQSS, ZARS)	Consult
9	67886	Male-FEM 4 - 4 NC standoff	Consult
10	68598	Protective lens	Consult
11	44676	Bonded sealing washer	Consult
12	42640	Machine 1/4" - 28 NF x 1" screw	Consult
13	67535	Interface board gasket	Consult
14	67530	Interface board plate	Consult
15	14845	Machine 6 - 32 NC x 3/8" screw	Consult
16	15626	Grip black PG9 cable	Consult
17	15628	1/2 NPT black Cord-grip	Consult
18	67795	Power cord assembly, 120VAC	Consult
18	69998	Power cord assembly, 230VAC Euro plug	Consult
19	68425	Cover fuse access plate	Consult
20	68621	Coverplate fuse gasket	Consult
21	69898	Washer, nylon #4	Consult
22	58248	Lock 6 - 32 NC hex nylon nut	Consult
23	14822	Machine 4 - 40 NC x 1/4" screw	Consult
24	66502	Membrane switch overlay	Consult
25	68216	Nameplate, Rice Lake	Consult
26	68662	Ribbon interface cable	Consult

(See Diagram 920i-A)



INDICATORS

920i® Deep Enclosure Indicator/Controller

Main Assembly



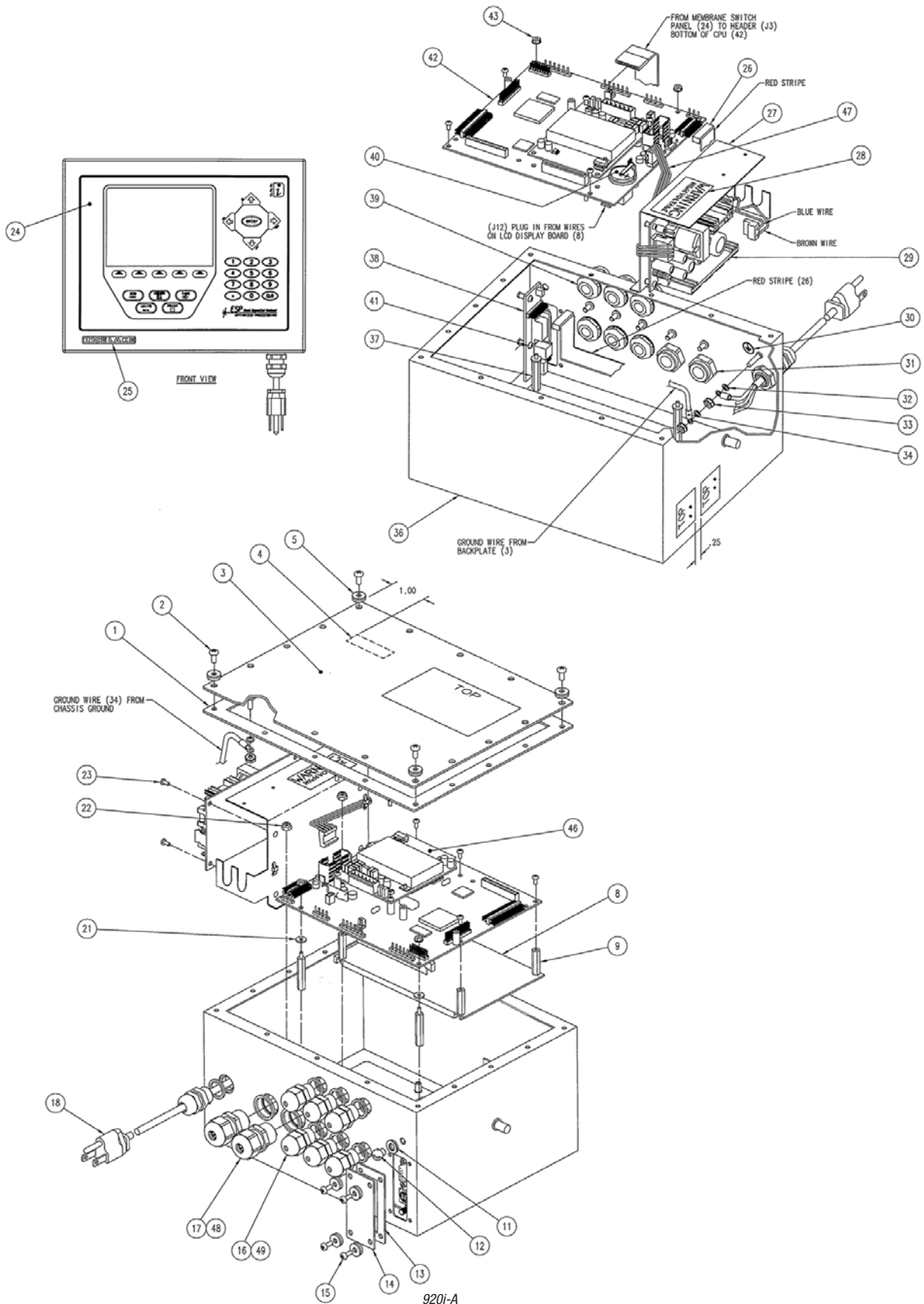
Part Number/Price

Ref#	Part#	Description	Price
27	82856	Power supply bracket	Consult
28	16861	Warning high label	Consult
29	71333	Power supply, VAC 65W	Consult
	132791	Power supply, 12-24 VDC, 25W	Consult
30	16892	Ground/earth label	Consult
31	15630	1/2 NPT black lock nut	Consult
32	15134	Lock no 8 type A washer	Consult
33	14626	KEP 8 - 32 NC hex nut	Consult
34	15601	Ground 6" with no. 8 wire	Consult
36	82852	920i deep enclosure	Consult
37	68661	Male-FEM 4 - 40 NC standoff	Consult
38	67869	Interface 920i board PS-2, DB-9	Consult
	111109	Interface board USB (requires Rev. L CPU)	Consult
39	15627	Black PCN9 lock nut	Consult
40	69290	Battery, 3V coin lithium	Consult
41	55708	Machine 4 - 40 NC x 3/8" screw	Consult
42	117930	CPU board green solder mask	Consult
	186272	CPU board blue solder mask	Consult
43	14618	KEP, 4 - 40 NC hex nut	Consult
45	71462	3.15 A time-lag TR5 fuse	Consult
46	68532	Single-channel A/D card	Consult
	68533	Dual-channel A/D card (shown in diagram 920i-D)	Consult
	87697	Analog input and thermocouple option	Consult
	67600	Memory, 1MB NV RAM option	Consult
	67601	Digital I/O, 24-channel option	Consult
	67602	Analog output: selectable 0-10V, 0-20 mA option	Consult
	103138	Analog output, dual channel 0-10VDC, 0-20 mA option	Consult
	67604	Serial, dual channel option	Consult
	67603	Pulse input, single channel option	Consult
	68541	DeviceNet™ interface option	Consult
	68539	Allen-Bradley® Remote I/O interface option	Consult
	68540	Profibus® DP interface option	Consult
	103136	Control net interface option	Consult
	87803	EtherNet/IP (for A-B PLC) option	Consult
	71986	Ethernet TCP/IP 10/100 Base-T module (internal) option	Consult
		71743	Option, 2-Slot Expansion Board, (Panel & Deep)
	69808	Board assembly, Expansion 2-Slot	Consult
	71758	Cable assembly, DC Power 9 in, CPU and Expansion	Consult
	71779	Cable assembly, Ribbon 2 inch	Consult
47	71430	65W power cable assembly	Consult
48	30376	Nylon 1/2 NPT seal ring	Consult
49	30375	Nylon seal ring	Consult

The LED backlight display can be used with green CPU board Rev N or older by replacing the power supply cable. Universal 186464 (AC) 186464 (DC); Deep universal 186278 (AC) 187603 (DC); Panel 186278 (AC) 187603 (DC); Wall 186760 (AC) 188345 (DC); Two-slot expansion for wall 188716 (AC) 189724 (DC); Two-slot expansion panel for deep universal 188717 (AC) 189725 (DC); Six-slot expansion for wall 188774 (AC).
(See Diagram 920i-A)

920i[®] Deep Enclosure Indicator/Controller

Main Assembly



Indicators/Controllers

INDICATORS

920i® Wall Mount Indicator/Controller

Main Assembly



Part Number/Price

Ref#	Part#	Description	Price
	70599	6-position screw terminal for J2	Consult
	71125	3-position screw terminal for J11	Consult
	71126	4-position screw terminal for J9	Consult
	69782	2-slot expansion board	Consult
	69783	6-slot expansion board	Consult
	67887	Lit, manual	Consult
	69988	Lit, manual mount installation	Consult
1	68902	Enclosure, wall mount	Consult
	126585	Enclosure, wall mount with cutouts for USB receptacles	Consult
2	68598	Protective lens	Consult
3	164371	LCD display transmissive (indoor use) CCFL B/L	Consult
	186275	LCD display transmissive (indoor use) with LED B/L	Consult
	186276	LCD display transmissive (outdoor use) with LED B/L	Consult
	159946	CCFL backlight for display (type WRUS)	Consult
	187677	LED backlight for display (type WRUS, IQSS, ZARS)	Consult
4	15134	Lock washers, no. 8, Type A	Consult
5	14626	Nut, KEP, 8 - 32 NC	Consult
6	15601	Ground wire, 6" with no. 8 eye connector	Consult
9	85203	Power cord assembly, 230VAC European units	Consult
	85202	Power cord assembly, 120VAC	Consult
10	68425	Fuse access coverplate	Consult
11	14845	Machine screws, 6 - 32 NC x 3/8 Phillips	Consult
12	45042	Sealing washers	Consult
13	14822	Machine screws, 4 - 40 NC x 1/4	Consult
14	69538	Power supply bracket	Consult
15	14621	Nut, KEP, 6 - 32 NC	Consult
16	15630	Lock nuts for 1/2 NPT Cord-grips	Consult
17	67530	Interface board connector plate	Consult
18	67535	Interface board gasket	Consult
19	67869	Interface board PS2, DB-9	Consult
	111109	Interface board USB (requires Rev. L CPU)	Consult
20	55708	Screw, mach 4-40 NC x .38	Consult
21	14875	Machine screws, 10 - 32 NF x 3/8 Phillips	Consult
22	15140	Lock washers, no. 10 Type A	Consult
23	46192	Ribbon cable clamps	Consult
24	68661	Standoffs, long	Consult
25	69898	Nylon spacers	Consult
26	14618	Nut, KEP, 4 - 40 NC	Consult
27	15631	Cable tie, 3 in nylon	Consult

Indicators/Controllers

920i® Wall Mount Indicator/Controller

Main Assembly

Part Number/Price

Ref#	Part#	Description	Price
28	71431	Power supply cable assembly, to CPU board	Consult
29	71436	Ribbon cable to interface board	Consult
30	67886	Standoffs, short	Consult
31	71739	Clip, clinching enclosure	Consult
37	42640	Screw, mach 1/4-28 NF x .25	Consult
38	59250	Washer	Consult
39	30376	Seal ring, nylon 1/2 NPT	Consult
40	15628	Cord grip, 1/2 NPT black	Consult
41	71455	Screw, mach 1/4-28 NF x 3/4	Consult
42	71447	Screw, mach 1/4-28 NF x .75	Consult
44	71333	Power supply, VAC 65W	Consult
45	68216	Nameplate, Rice Lake	Consult
46	69290	Battery, 3V coin lithium	Consult
47	67610	Card, A/D single channel	Consult
48	68724	Cover gasket	Consult
49	66502	Overlay, membrane switch	Consult
50	117930	CPU board green solder mask	Consult
50	186272	CPU board blue solder mask	Consult
51	15650	Cable tie mounts, 3/4"	Consult
52	16861	High voltage warning label	Consult
53	16892	Ground/earth label	Consult
54	68621	Fuse access coverplate gasket	Consult
55	68903	Back panel	Consult
60	88733	Vent, breather sealed	Consult
61	88734	Nut, breather vent	Consult
	69898	Washer, nylon #4	Consult
	159946	Backlight for displays with suffix WRUS	Consult

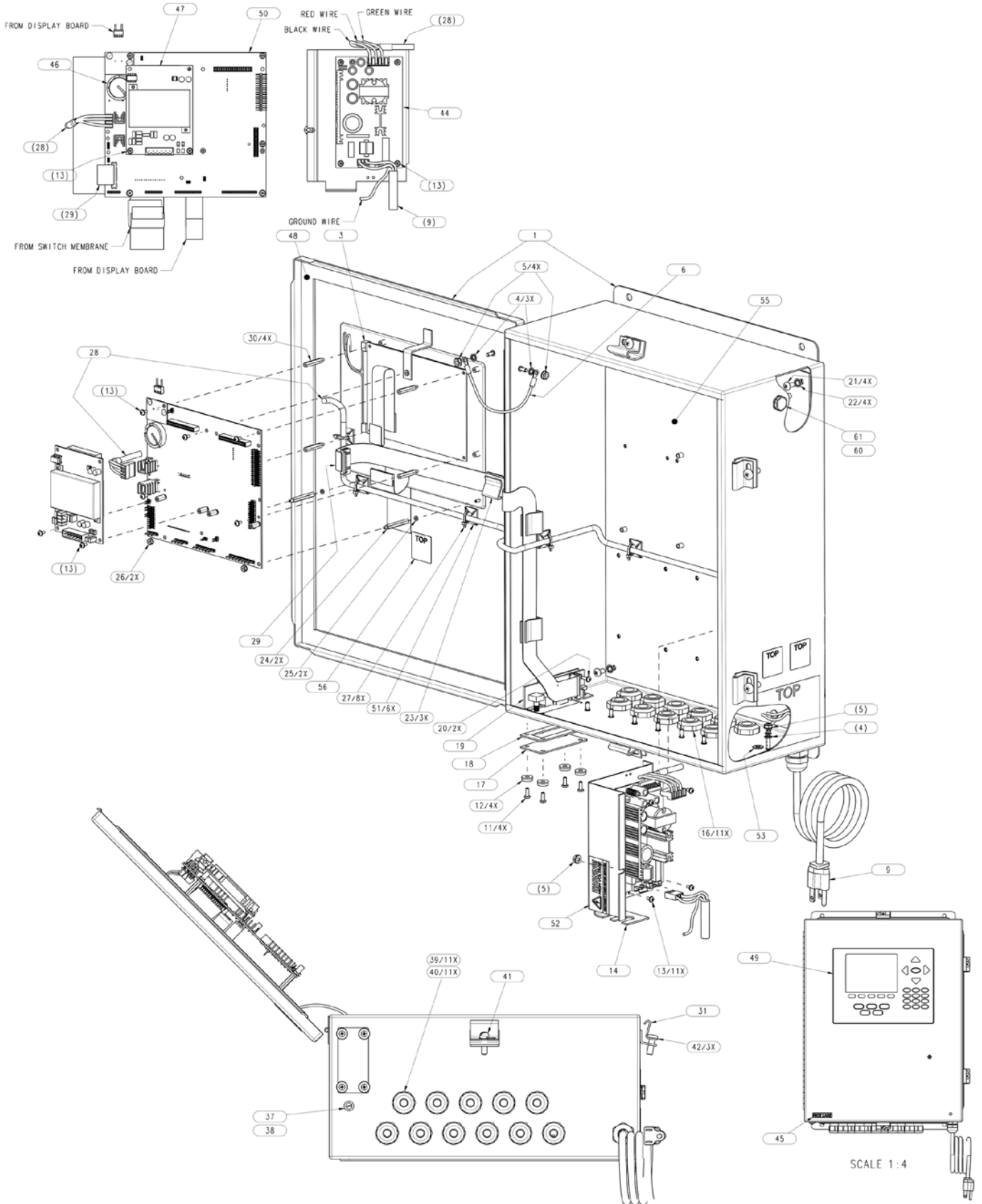
The LED backlight display can be used with green CPU board Rev N or older by replacing the power supply cable. Universal 186464 (AC) 186464 (DC); Deep universal 186278 (AC) 187603 (DC); Panel 186278 (AC) 187603 (DC); Wall 186760 (AC) 188345 (DC); Two-slot expansion for wall 188716 (AC) 189724 (DC); Two-slot expansion panel for deep universal 188717 (AC) 189725 (DC); Six-slot expansion for wall 188774 (AC).
(See Diagram 920i-J)



INDICATORS

920i® Wall Mount Indicator/Controller

Main Assembly



Indicators/Controllers

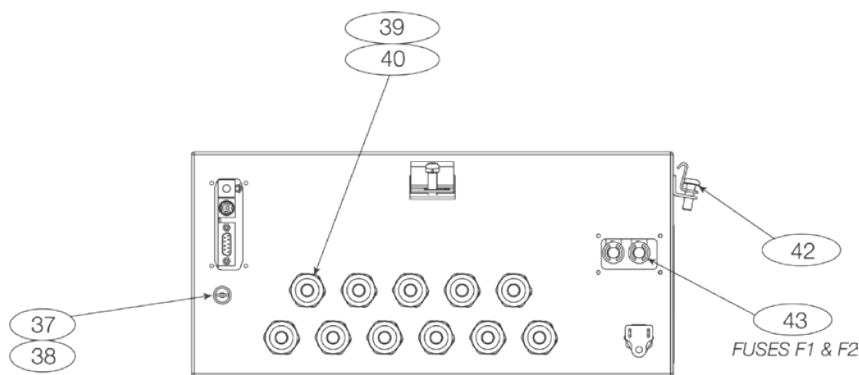
920i® Wall Mount Indicator/Controller

Bottom View

Part Number/Price

Ref#	Part#	Description	Price
37	32365	Set-up switch access screw, 1/4 x 20 NC x 1/4	Consult
38	59250	Sealing washer for set-up switch access screw	Consult
39	30376	Nylon seal rings for 1/2 NPT Cord-grips	Consult
40	15628	Cord-grips, 1/2 NPT	Consult
42	71447	Machine screws, 1/4 - 28 NF x 3/4 Phillips	Consult
	71455	Machine screw, 1/4-28 NFX x 3/4, drilled fillister	Consult
	71739	Clip, clinching	Consult
43	71462	Fuses F1 and F2 (115 VAC and 230VAC North American models), 3.15 A Time-Lag TR5	Consult
	72339	Fuses F1 and F2 (230VAC European models), 3.15 A Time-Lag TR5	Consult

(See Diagram 920i-K)



920i-K

Indicators/Controllers

INDICATORS

920i® Wall Mount Indicator/Controller

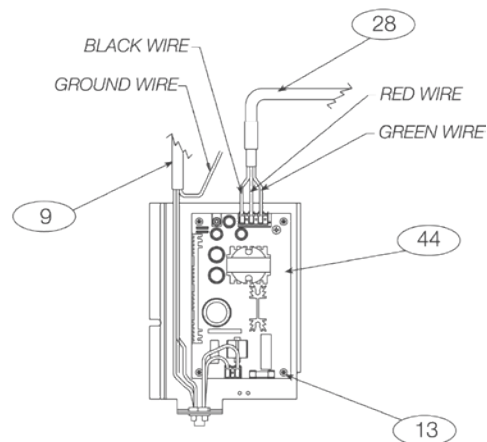
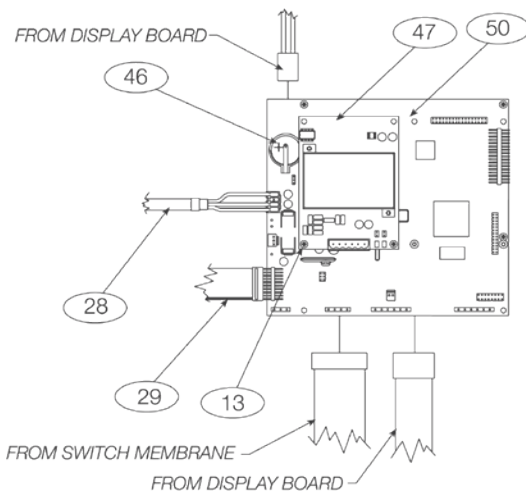
CPU Board & Power Supply Connections



Part Number/Price

Ref#	Part#	Description	Price
	71781	34 pin flat cable, 16"	Consult
	71780	34 pin flat cable, 23.5"	Consult
9	67795	Power cord assembly, 115VAC and 230VAC North American units	Consult
	69998	Power cord assembly, 230VAC European units	Consult
13	14822	Machine screws, 4 - 40 NC x 1/4	Consult
28	71431	Power supply cable assembly, to CPU board	Consult
29	71436	Ribbon cable to interface board	Consult
44	71333	Power supply, VAC, 65W	Consult
	97474	DC/DC converter, 9-36 VDC, +/-6 VDC 25W	Consult
46	70069	3V Lithium coin battery	Consult
47	68532	Single-channel A/D card option	Consult
	68533	Dual-channel A/D card option	Consult
	87697	Analog input and thermocouple	Consult
	67600	Memory, 1 MB NV RAM option	Consult
	67601	Digital I/O, 24-channel option	Consult
	67602	Analog output: selectable 0-10V, 0-20 mA option	Consult
	103138	Analog output, dual channel 0-10VDC, 0-20 mA option	Consult
	67604	Serial, dual channel option	Consult
	67603	Pulse input, single channel option	Consult
	68541	DeviceNet™ interface option	Consult
	68539	Allen-Bradley® Remote I/O interface option	Consult
	68540	Profibus® DP interface option	Consult
	103136	Control net interface option	Consult
	87803	EtherNet/IP (for A-B PLC)	Consult
	71986	Ethernet TCP/IP 10/100 Base-T module (internal) option	Consult
	69782	Option, 2-Slot Expansion Board, (Wall Mount)	Consult
	69808	Board assembly, Expansion 2-Slot	Consult
	71757	Cable assembly, DC Power, CPU and Expansion	Consult
	71780	Cable assembly, Ribbon 23 inch	Consult
	69783	Option, 6-Slot Expansion Board, (Wall Mount)	Consult
	69809	Board assembly, Expansion	Consult
	71759	Cable assembly, DC Power to Expansion, 27 inch	Consult
	71781	Cable assembly, Ribbon 16 inch	Consult
	87164	Cable assembly, Ribbon 5.5 inch	Consult
50	117930	CPU board green solder mask	Consult
50	186272	CPU board blue solder mask	Consult

The LED backlight display can be used with green CPU board Rev N or older by replacing the power supply cable. Universal 186464 (AC) 186464 (DC); Deep universal 186278 (AC) 187603 (DC); Panel 186278 (AC) 187603 (DC); Wall 186760 (AC) 188345 (DC); Two-slot expansion for wall 188716 (AC) 189724 (DC); Two-slot expansion panel for deep universal 188717 (AC) 189725 (DC); Six-slot expansion for wall 188774 (AC).
(See Diagram 920i-L)



920i-L

1280 Enterprise Universal Enclosure



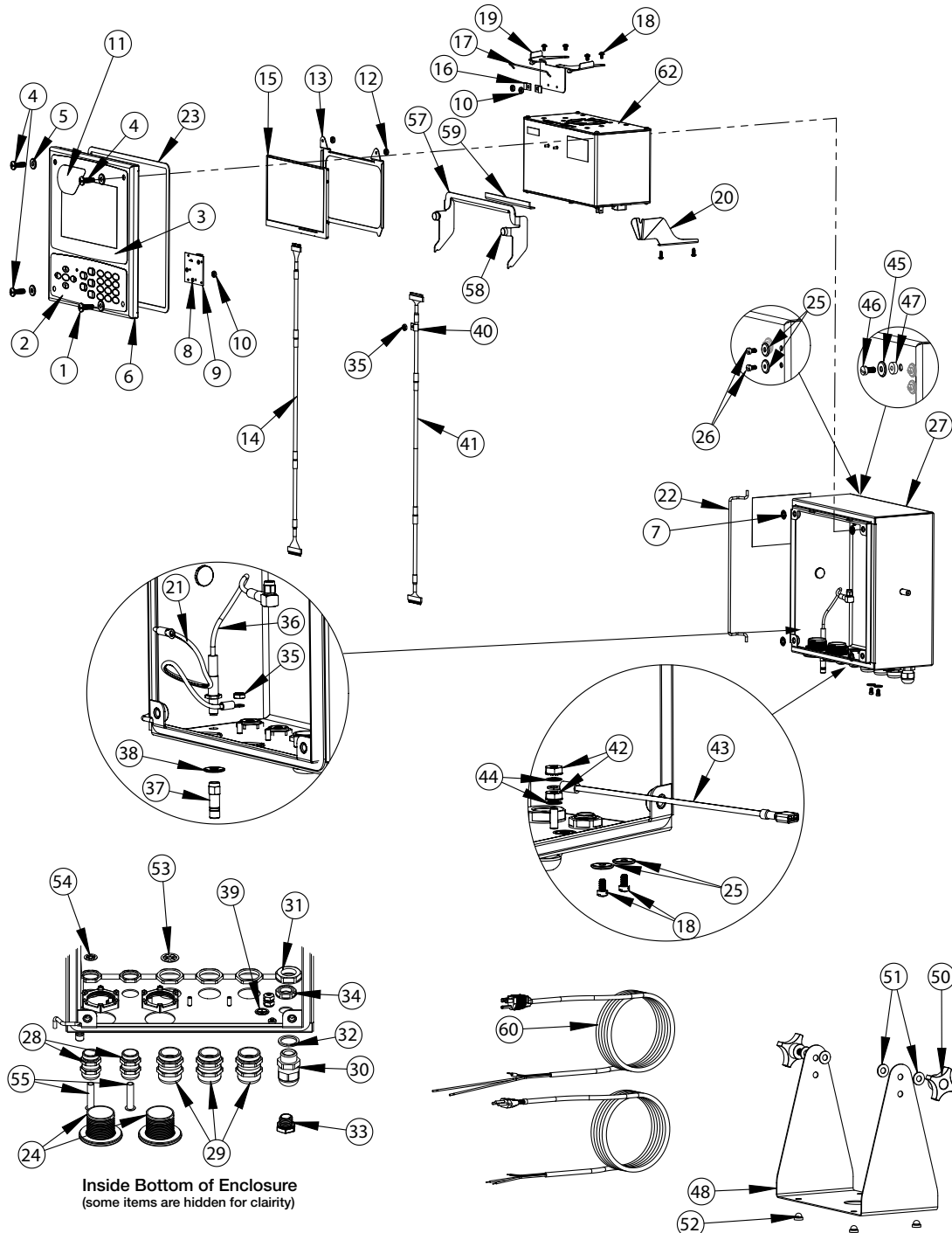
Part Number/Price

	Part#	Description	Price
	169926	Door assembly, universal (inc. 1-11)	Consult
1	165970	Screw, 1/4-20NC x 3/4"	Consult
2	161731	Overlay, keypad 1280	Consult
3	161730	Overlay, touchscreen 1280	Consult
4	166631	Screw, 1/4-20NC x 3/4"	Consult
5	182281	Washer, washer cup 1/4 in	Consult
5	182246	Washer gasket, 1/4 in	Consult
6	169450	Front door, 1280 universal	Consult
7	166653	Retainer, pushnut bolt 1/4"	Consult
8	69898	Washer, nylon #4 ID = 0.112	Consult
9	160759	Board assembly, 1280 HMI_Int	Consult
10	159280	Nut, lock nylon insert	Consult
11	172840	Decal, 1280 start screen	Consult
12	58248	Nut, lock 6-32 NC HEX nylon	Consult
13	162272	Mounting bracket (500 NITS)	Consult
	162271	Mounting bracket (1000 NITS)	Consult
14	163467	Cable, CPU to display (500 NITS)	Consult
	163444	Cable, CPU to display (1000 NITS)	Consult
15	163400	500 NIT display, 7" LCD	Consult
	163399	1,000 NIT display, 7" LCD	Consult
	169461	Universal controller bracket (inc. 16-20)	Consult
16	53075	Clamp, ground cable shield	Consult
17	168545	Bail, 1280 controller retainer wire	Consult
18	14839	Screw, machine 6-32NC x 1/4"	Consult
19	169462	Bracket assembly, 1280 controller	Consult
20	168937	Snap tap, 1280 controller support	Consult
	169927	Universal cabinet assembly (inc. 21-39)	Consult
21	40672	Wire assembly, ground 9"	Consult
22	169410	Hinge Link	Consult
23	160379	Gasket, front panel	Consult
24	124698	Panel plug, round solid	Consult
25	167537	Washer, sealing BarTite #6	Consult
26	183663	Tall flanged drilled hex head screw	Consult
27	169452	Enclosure shell assembly, universal	Consult
28	169875	Cord grip, PG 9 with nut	Consult
29	169876	Cord grip, PG 13.5 with nut	Consult
30	15626	Cord grip, black PG 9	Consult
31	15627	Locknut, black PCN9	Consult
32	30375	Seal ring, nylon PG9	Consult
33	164598	Vent, breather sealed	Consult
34	88734	Nut, breather vent	Consult
35	58248	Nut, lock 6-32 NC hex nylon	Consult
36	166240	Cable, antenna extension	Consult
37	168098	Antenna, RP-SMA	Consult
38	182281	Washer, washer cup 1/4 in	Consult
38	182246	Washer gasket, 1/4 in	Consult
39	16892	Label, ground	Consult
	161035	Universal enclosure (inc. 40-49)	Consult
40	67550	Clamp, ground cable shield	Consult
41	166693	Cable, CPU to HMI 1280	Consult
42	14626	Nut, KEP 8-32 NC Hex	Consult
43	167700	Wire, ground 9 Inch	Consult
44	15134	Washer, lock No 8 type A	Consult
45	182282	Washer cup #10	Consult
46	183662	Tall flanged drilled hex head screw	Consult
48	161620	Stand, tilt surface mount	Consult
	163785	Universal parts kit (inc. 50-56)	Consult
50	164064	Hand knob, 4-arm 5/16-18	Consult
51	79024	Washer, plain 5/16" nylon	Consult
52	42149	Bumper, rubber grommet	Consult
53	169879	Clip, cord grip PG 13.5 cable	Consult
54	169878	Clip, cord grip PG 9 cable	Consult

1280 Enterprise Universal Enclosure

Part Number/Price

Ref#	Part#	Description	Price
55	19538	Post plug, slotted black	Consult
	172859	Bracket assembly (inc. 57-59)	Consult
57	172856	Bracket, 1280 controller	Consult
58	151491	Foot, rubber bumper	Consult
59	172872	Pad, foam	Consult
60	165108	1280 opt, cord US plug	Consult
61	165109	1280 opt, cord European plug	Consult
62	169676	Controller assembly see page 173	Consult



Inside Bottom of Enclosure
(some items are hidden for clarity)

Indicators/Controllers

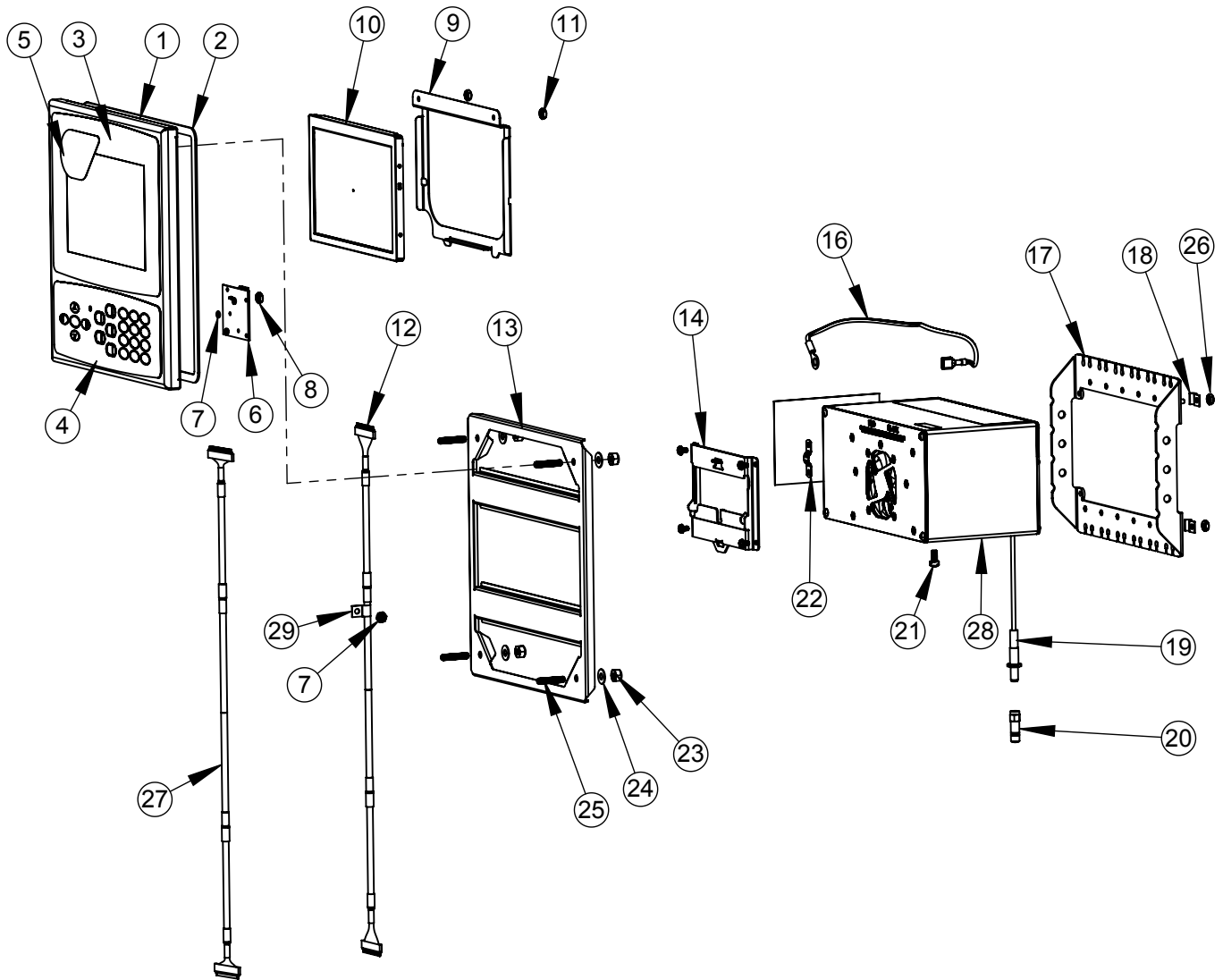
1280 Enterprise Panel Enclosure



Part Number/Price

Part#	Description	Price
Face Panel Assembly Kit		
	169930 1280 Face Panel Assembly without Display Kit	Consult
1	169929 Face panel 1280	Consult
2	160379 Gasket, front panel	Consult
3	164120 Overlay, touchscreen	Consult
4	164121 Overlay, keypad	Consult
5	172840 Decal, 1280 start screen	Consult
6	160759 Board assembly, HMI-Int	Consult
7	69898 Washer, nylon #4 ID = 0.112	Consult
8	159280 Nut, lock nylon insert	Consult
Panel Mount Display Kit		
	166725 Panel Mount 500 NIT Display Kit	Consult
	166726 Panel Mount 1000 NIT Display Kit	Consult
9	162272 Mounting bracket (500 NIT)	Consult
	162271 Mounting bracket (1000 NIT)	Consult
10	163400 Display, 7 in LCD (500 NIT)	Consult
	163399 Display, 7 in LCD (1,000 NIT)	Consult
11	58248 Nut, lock 6-32NC hex nylon	Consult
12	164995 Cable, CPU to display (500 NIT)	Consult
	164970 Cable, CPU to display (1000 NIT)	Consult
13	177802 Backer bracket	Consult
14	166838 Bracket assembly, DIN rail	Consult
Panel Mount Parts Kit		
	163786 Panel Mount Parts Kit	Consult
16	202845 Wire, 9 in ground, 1/4 in eye	Consult
17	169023 Ground bus bar	Consult
18	53075 Clamp, ground cable shield	Consult
19	166241 Cable, antenna extension	Consult
20	168098 Antenna, RP-SMA	Consult
21	14877 Screw, Fillister 10-32NF x 3/8 in	Consult
22	168629 Ground strap, 1280 CPU	Consult
23	14630 Nut, lock 10-32NF hex	Consult
24	22062 Washer, plain No 10 type A	Consult
25	168877 Screw, set #10-32 x 1 in	Consult
26	14621 Nut, KEP 6-32NX hex	Consult
	15130 Washer, lock no 6 type A	Consult
	158207 Screw, mach 6-32 x 1/4 in Fillister	Consult
Additional Parts		
27	166694 Cable, CPU to HMI 1280	Consult
28	199157 Controller assembly see page 173	Consult
29	67550 Clamp, ground cable shield	Consult
	14839 Screw, mach 6-32NC x 1/4 in	Consult

1280 Enterprise Panel Enclosure



Indicators/Controllers

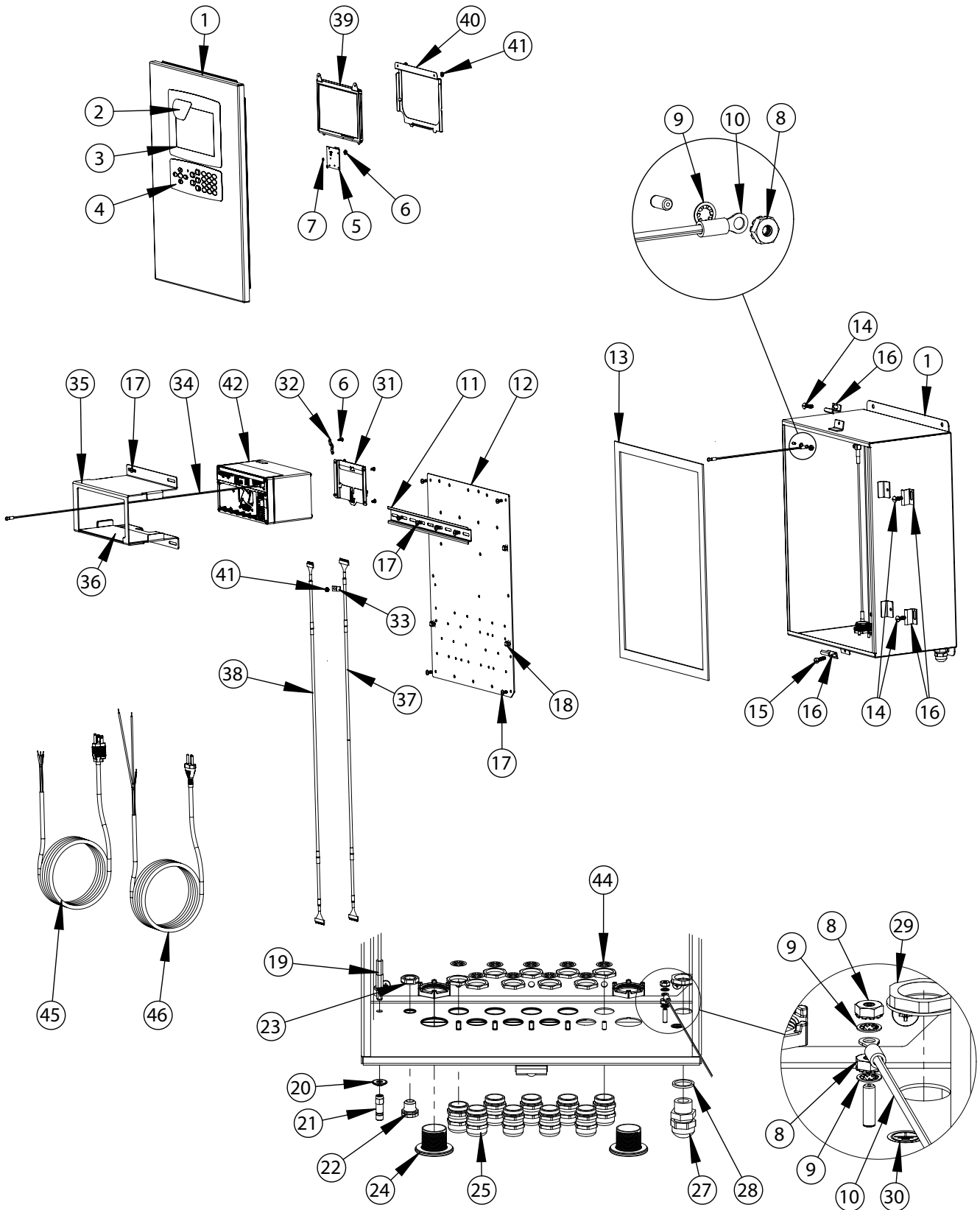
1280 Enterprise Wall Enclosure



Part Number/Price

	Part#	Description	Price
	164680	1280 Indicator sub-assembly (includes 1-29)	Consult
1	161416	Enclosure assembly	Consult
2	172840	Decal, 1280 start screen	Consult
3	164120	Overlay, touchscreen	Consult
4	164121	Overlay, keypad	Consult
5	160759	Board assembly, 1280 HMI interface	Consult
6	159280	Nut, lock nylon insert	Consult
7	69898	Washer, nylon #4 ID 0.112"	Consult
8	14626	Nut, KEP 8-32NC hex	Consult
9	15134	Washer, lock No 8 type A	Consult
10	40672	Wire assembly, ground 9"	Consult
11	43383	Rail, DIN 12.75" length	Consult
12	164900	Back plane panel, 1280	Consult
13	68724	Gasket, cover	Consult
14	71447	Screw, Mach 1/4 - 28NF x 3/4"	Consult
15	71455	Screw, Mach 1/4 - 28NF x 3/4"	Consult
16	71739	Clip, clinching enclosure	Consult
17	14875	Screw, Mach 10-32NF x 3/8"	Consult
18	80590	Mount, cable tie arrowhead	Consult
19	166241	Cable, antenna extension	Consult
20	166634	Washer, sealing Bartite	Consult
21	168098	Antenna, RP-SMA	Consult
22	88733	Vent, breather sealed	Consult
23	88734	Nut, breather vent	Consult
24	124695	Panel plug, round solid	Consult
25	169876	Cord grip, PG13.5 with nut	Consult
26	68600	Cord grip, PG11	Consult
27	68599	Seal ring, nylon PG 11	Consult
28	68601	Nut, PG 11, power cord cable	Consult
29	16892	Label, ground protective	Consult
30	165902	Label	Consult
31	166838	Bracket assembly, DIN rail	Consult
32	168629	Ground strap, 1280 CPU	Consult
33	67550	Clamp, ground cable shield	Consult
34	167701	Wire, ground 24 #8 eye	Consult
	173052	Bracket assembly, 1280 (includes 35-36)	Consult
35	172860	Bracket, 1280 wall mount	Consult
36	173053	Gasket, 1280 wall mount	Consult
37	166694	Cable, CPU to HMI	Consult
	166725	Universal display, 500 NITS (includes 38-41)	Consult
	166726	Universal display, 1000 NITS (includes 38-41)	Consult
38	164995	Cable, CPU to display (500 NIT display)	Consult
	164970	Cable, CPU to display (1000 NIT display)	Consult
39	163400	500 NIT display, 7" LCD	Consult
	163399	1,000 NIT display, 7" LCD	Consult
40	162272	Mounting bracket (500 NIT display)	Consult
	162271	Mounting bracket (1000 NIT display)	Consult
41	58248	Nut, lock 6-32NC hex nylon	Consult
42	163676	Controller assembly see page 173	Consult
	163787	Parts kit 1280 wall mount (includes 43-44)	Consult
43	15631	Cable tie, 3" nylon	Consult
44	169879	Clip, cord grip PG13.5	Consult
	172220	Plug, 3/8 barb for tubing	Consult
45	165111	Opt, cord US power	Consult
46	165112	Opt, cord Europe	Consult

1280 Enterprise Wall Enclosure



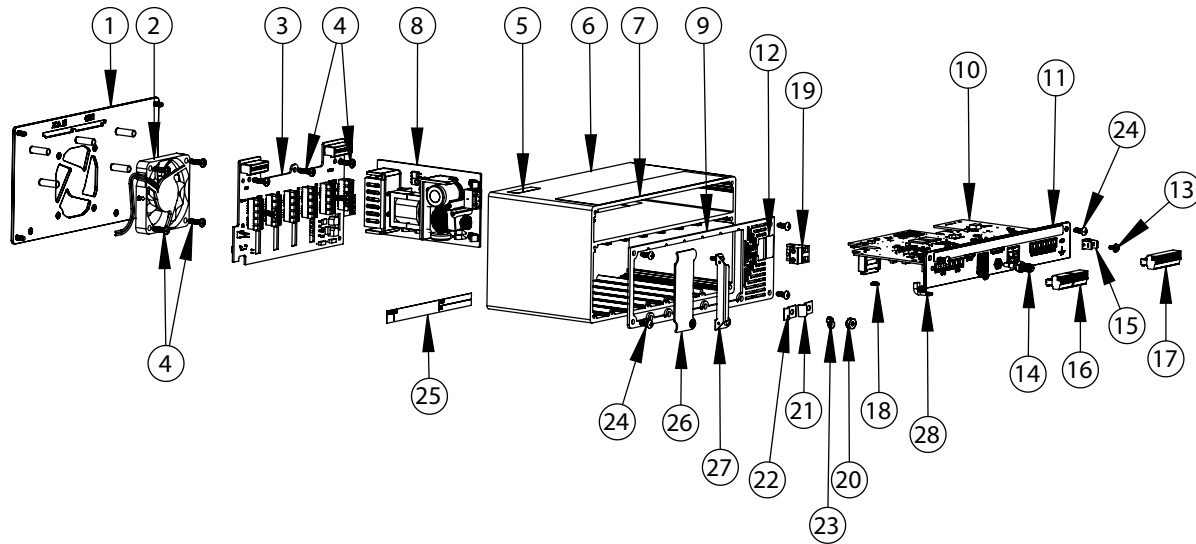
Indicators/Controllers

1280 Enterprise Controller Assembly

Part Number/Price

	Part#	Description	Price
	161519	Controller assembly	Consult
1	169350	Fan mount plate assembly	Consult
2	166745	Fan assembly, 60 mm x 10 mm DC	Consult
3	160758	Board assembly, 1280 backplate	Consult
4	44341	Screw, Mach 6-32 NC x 1/2" lg	Consult
5	168591	Label, ESD warning	Consult
6	169159	Extrusion assembly	Consult
7	167190	Label, 1280 controller	Consult
8	162693	Power supply, 85-265 VAC	Consult
	162694	Power supply, 9-36 VDC	Consult
9	169354	Face plate assembly AC	Consult
	169356	Face plate assembly DC	Consult
10	160757	Board assembly, CPU 1280 ind	Consult
11	169357	Face plate, CPU PCB	Consult
12	167476	Label, AC power	Consult
	167477	Label, DC power	Consult
13	14822	Screw, Mach 4-40 NC x 1/4"	Consult
14	163336	Cable, antenna bulkhead	Consult
15	168830	Terminal, tab 1/4" push	Consult
16	153882	Conn, 5 Pos screw terminal	Consult
17	164918	Conn, 10 Pos screw terminal	Consult
18	170492	Battery, rechargeable	Consult
19	162677	Conn, 2 Pos screw terminal AC	Consult
	15888	Conn, 3 Pos screw terminal DC	Consult
20	14621	Nut, Kep 6-32 NC hex	Consult
21	67550	Clamp, ground shield	Consult
22	53075	Clamp, ground shield	Consult
23	15631	Cable tie, 3" nylon	Consult
24	163327	Screw, Mach 6-32 NC x 3/8"	Consult
25	94422	Label, capacity	Consult
26	163408	Blank plate, option card slot cover	Consult
27	165927	Clip, locking load cell	Consult
28	165492	Light pipe	Consult

Indicators/Controllers

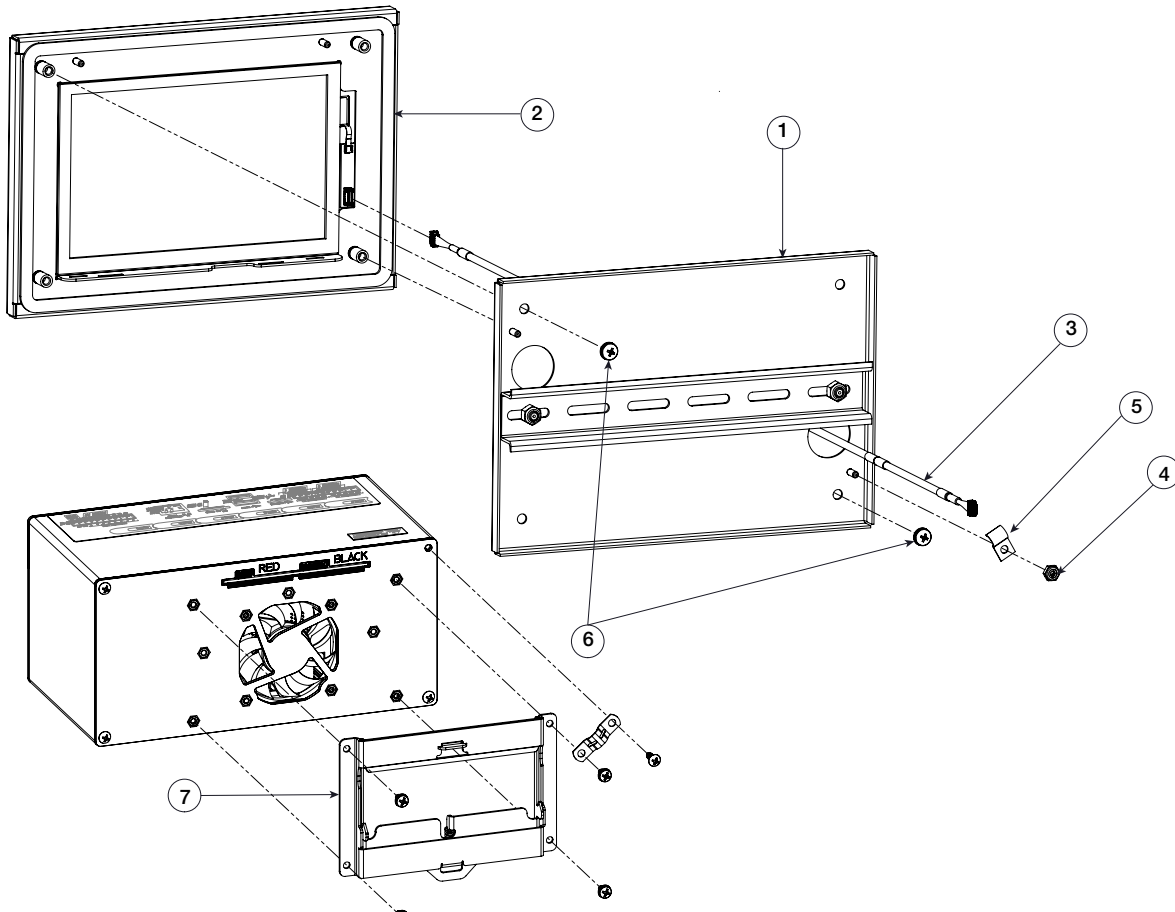


1280 Enterprise Controller Assembly

7 in Touch Only Screen

Part Number/Price

Part#	Description	Price
1	182145 Mounting plate assembly, 7 in panel mount	Consult
2	Components of Part# 176168	Consult
	176129 Front panel enclosure	Consult
	176403 Gasket for 7 in	Consult
	178498 Touch screen overlay	Consult
3	180002 Cable, CPU to touchscreen	Consult
4	58248 Locknut, 6-32 NC nylon insert	Consult
5	67550 Clamp, ground cable shield	Consult
6	55718 Screw, machine 10-32 NF x 1/4 internal tooth washer	Consult
7	166838 DIN rail mount, 1280 CPU	Consult
	164995 Cable, CPU to display (500 Nit)	Consult
	164970 Cable, CPU to display (1,000 Nit)	Consult
	163400 500 NIT display, 7" LCD	Consult
	163399 1,000 NIT display, 7" LCD	Consult



Indicators/Controllers

INDICATORS

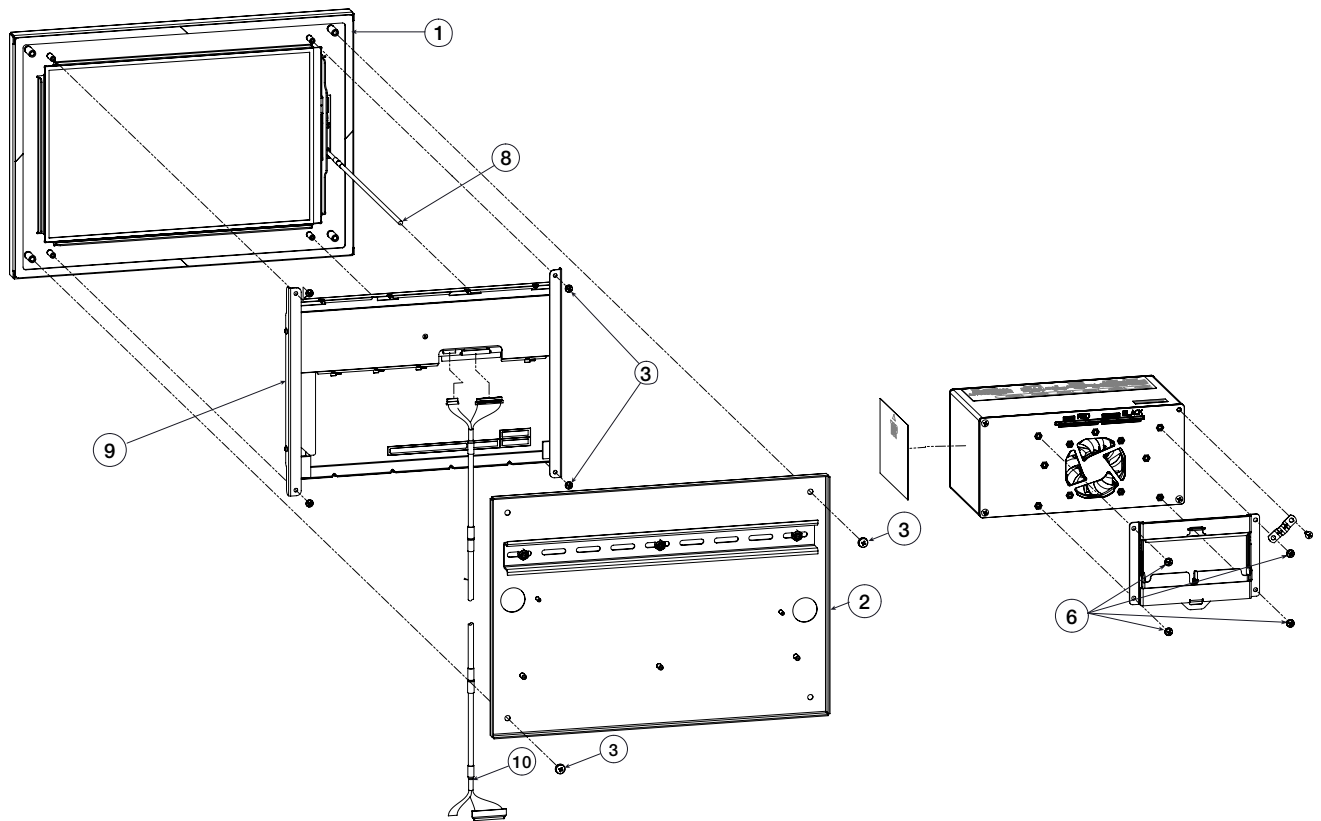
1280 Enterprise Controller Assembly

12in Touch Only Screen

Part Number/Price



Part#	Description	Price
1 Components of Part# 176167		
	176127 Front panel enclosure	Consult
	176404 Gasket for 12 in	Consult
	176126 Touch screen overlay	Consult
2	179554 Mounting bracket, 1280	Consult
3	55718 Screw, machine 10-32 NF x 1/4 internal tooth washer	Consult
6	166838 Din rail mount	Consult
8	180002 Cable, CPU to touchscreen	Consult
9	182992 Display, 12 in	Consult
10	180001 Cable, CPU to display	Consult



Indicators/Controllers

Part Number/Price

Part#	Description	Price
164085	Single scale A/D	Consult
166957	A/D sealing kit	Consult
164683	Dual scale A/D	Consult
166957	A/D sealing kit	Consult
164684	Digital I/O	Consult
164685	Dual serial channel	Consult
165366	Single analog out	Consult
164686	Dual analog out	Consult
164689	Relay card	Consult
164687	Dual analog input	Consult
165792	EtherNet/IP	Consult
165793	DeviceNet	Consult
165794	Profinet	Consult
165796	Modbus TCP	Consult
165795	Profibus DP	Consult
179533	EtherCAT	Consult
182319	PowerLink	Consult

Tracer AV

Part Number/Price

Part#	Description	Price
Controller		
105652	Coverplate, Tracer AV	Consult
105654	Screw, sheet metal zinc	Consult
14626	Nut, KEP 8-32NC HEX	Consult
14839	Screw, MACH 6-32NC x 1/4	Consult
15134	Washer, lock no. 8 type A	Consult
15373	Standoff, male female 6-32NCx	Consult
15438	Power cord, detachable	Consult
45043	Wire, ground 4 in with no. 8	Consult
71217	Screw, MACH 8-32NC x 1/4	Consult
76556	Power supply, switching	Consult
78745	Connector, assembly, AC input	Consult
85494	Cover, protective plastic	Consult
93666	Cable assembly, AC input	Consult
97880	Machining enclosure	Consult
97978	Board, printed circuit	Consult
97997	Cable assembly, DC supply	Consult
98316	Lit, manual Tracer AV	Consult
99131	Board assembly, CPU 420 AV	Consult
Keypad		
14626	Nut, KEP 8-32NC HEX	Consult
50749	Cable, DB9 female to DB9 female	Consult
71014	Switch, piezo SST SPST	Consult
74698	Spacer, 1/4 in round #8 brass	Consult
97878	Cover, rear switch panel	Consult

Part Number/Price

Part#	Description	Price
104859	Bracket, 25 watt power	Consult
104860	Enclosure, formed iQUBE	Consult
104861	Cover, formed iQUBE	Consult
104862	End plate, power supply	Consult
104990	Cable assembly, AC input	Consult
105068	End plate, labeled	Consult
14626	Nut, KEP 8-32NC HEX	Consult
14839	Screw, MACH 6-32NC x 1/4	Consult
15130	Washer, lock no. 6 type A	Consult
15134	Washer, lock no. 8 type A	Consult
15704	Connection, mounting kit D-sub	Consult
54206	Screw, MACH 6-32 x 3/8	Consult
56994	Standoff, male female 6-32NC	Consult
76556	Power supply, switching	Consult
78745	Connector assembly, AC input	Consult
85151	Cable assembly, power supply	Consult
93552	Connector board, PCB assembly	Consult
93553	iQUBE core module	Consult

