

Picture is a representation of actual product.

### Load Cell Approvals



### Order Information

Load Rating (Per Module)	Part #	Price
<b>NTEP Certified 3-Module Kits</b>		
5 kN	33683	Consult
10 kN	33682	Consult
20 kN	33681	Consult
50 kN	33680	Consult
<b>NTEP Certified 4-Module Kits</b>		
5 kN	33678	Consult
10 kN	33677	Consult
20 kN	33676	Consult
50 kN	33675	Consult
<b>Non-NTEP Certified 3-Module Kit</b>		
100 kN	33679	Consult
<b>Non-NTEP Certified 4-Module Kit</b>		
100 kN	33674	Consult

NOTE: 1 kN=224.8 lb

### Complete Kit Includes

- One fixed-pin module, one side-stop module, and one or two free-sliding assemblies. Each module is complete with a NTEP Certified Flintec SB5 stainless steel environmentally protected load cell.
- One JB4SS NEMA Type 4X stainless steel signal trim junction box
- 25 ft of hostile environment EL147HE SURVIVOR® load cell cable

### Standard Features

- Capacities (per module): 5 to 20 kN
- NTEP Certified 1:5000d, Class II load cells
- Unique design allows for thermal expansion/contraction
- Jacking screw allows empty vessel to be lifted clear of load cell for maintenance
- Unique blind load hole eliminates unwanted side and eccentric loads
- Vessel is free to slide laterally on PTFE-coated surfaces
- mV/V/ohm load cell outputs allow for replacement without further calibration

### Applications

- Light- to medium-capacity tanks and hoppers
- Process measurement and control

WEIGH MODULES

# Paramounts® EP

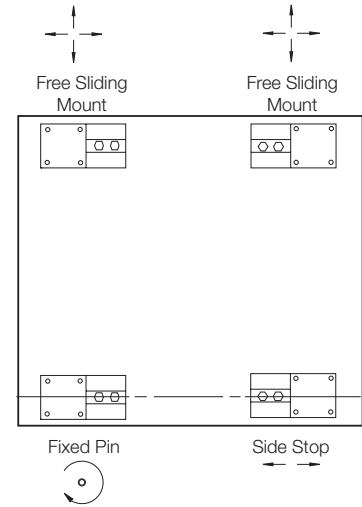
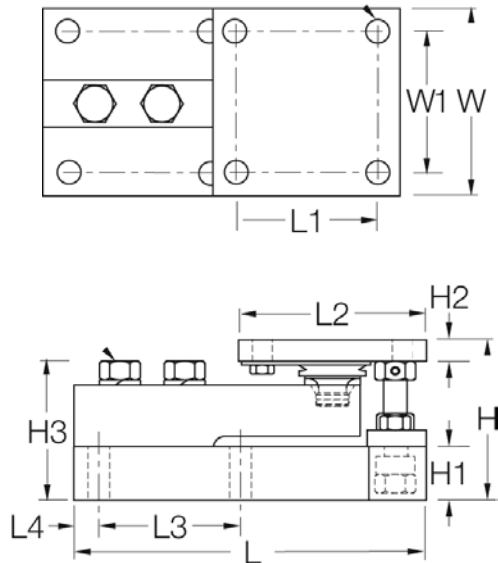
Environmentally Protected, Mild Steel, Light- to Medium-capacity Tank Weighing Systems

## Dimensions

Rated Capacity	C	H	H1	*H2	**H2	H3	L	L1	L2	L3	L4	W	W1
kN/in													
5 to 20	0.44	3.58	1.25	0.50	0.75	3.06	7.51	3.00	4.00	3.00	0.50	4.00	3.00
50	0.56	4.66	1.50	0.62	1.00	4.09	9.19	3.87	5.00	3.87	0.56	5.00	3.87
100	0.69	6.41	2.00	0.75	1.25	5.73	11.46	4.75	6.00	4.75	0.69	6.00	4.75

\* Side-stop and free-sliding units    \*\* Fixed-pin units

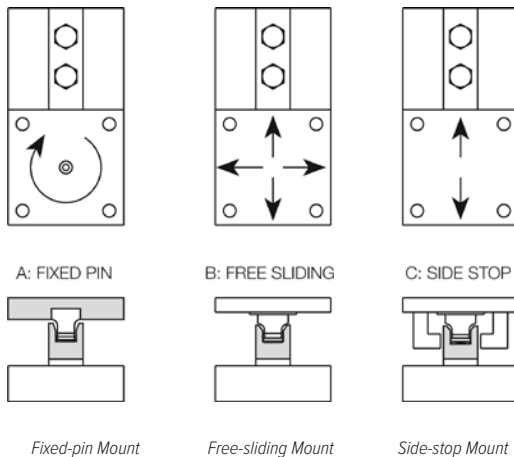
C (8PLS)



### VESSEL ARRANGEMENT

When arranged as illustrated, the vessel is fixed at one corner but is able to slide freely as indicated. This ensures there is minimal side loading on the cells and at the same time the vessel is self-checking. The unique, patented blind load hole technology used in these mounts introduces the load at the neutral axis of the load cell which helps minimize the effects of side loads.

WEIGH MODULES



Fixed-pin Mount

Free-sliding Mount

Side-stop Mount