

RoughDeck® AX3040

AXLE SCALE



RICE LAKE[®]
WEIGHING SYSTEMS

800-472-6703
www.ricelake.com

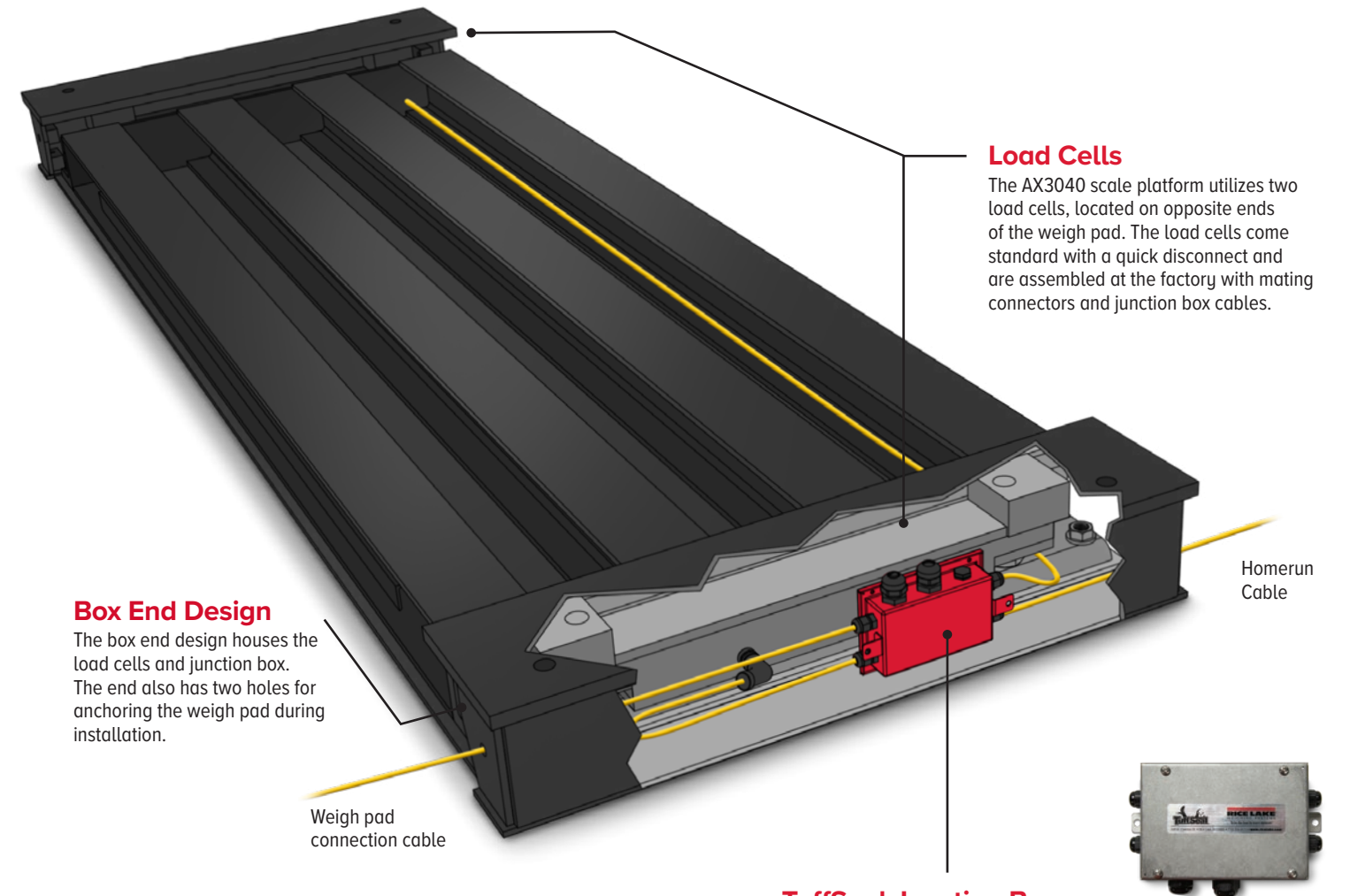

Accuracy When and Where You Need it

Rice Lake's AX3040 is a versatile axle weighing system providing accurate vehicle weights in non-Legal for Trade applications.

The AX3040 axle scale system includes two diamond tread platforms with on/off ramps. The tandem platforms can weigh a total of 60,000 pounds or 80,000 pounds (30,000 pounds or 40,000 pounds per platform). Combined with the TuffSeal® signal trim junction box and EL147HE cable, the AX3040 axle scale system is the ideal solution for onsite non-Legal for Trade vehicle weighing.

Platform Choice - Length and Material

The AX3040 is available in your choice of length—7, 12 or 14 feet - and is available in aluminum or mild steel. Depending on the size, some vehicles can capture total weight in one step instead of weighing individual axles. The AX3040 has a low profile for gradual ramp incline while maintaining durability and consistent weighments.




Load Cells
The AX3040 scale platform utilizes two load cells, located on opposite ends of the weigh pad. The load cells come standard with a quick disconnect and are assembled at the factory with mating connectors and junction box cables.

Box End Design
The box end design houses the load cells and junction box. The end also has two holes for anchoring the weigh pad during installation.



TuffSeal Junction Box
Included with all models, the rugged, stainless steel TuffSeal junction box is specifically designed to protect sensitive circuitry. Its unique enclosure design prevents moisture access and a Gore™ breather vent helps equalize the pressure inside the enclosure which can change due to sudden temperature or environmental changes.



Scale Connection Cables
Each AX3040 comes standard with two 10 ft weigh pad connection cables. The cables connect scale weigh pad 1 and weigh pad 2. The 50 ft EL147HE homerun cable connects the two weigh pads to the indicator.

Ramp Release Pin
Ramps attach to the box end of the weigh pad and are secured with a quick-release cotterless detent pin.

RoughDeck® AX3040

AXLE SCALE

Accurate Weighing

When checking load weights, the AX3040 scale provides a durable and consistent solution for monitoring overloaded and underloaded axles. Built tough for heavy-duty environments, Rice Lake's axle scales are the economical approach to vehicle weighing with the added benefit of long-lasting durability.

The AX3040 can assist with properly managing vehicle and fleet condition.

- Prevent damage from axle overload
- Prevent profit loss from axle underload
- Avoid fines and violating road limits
- Achieve proper weight distribution

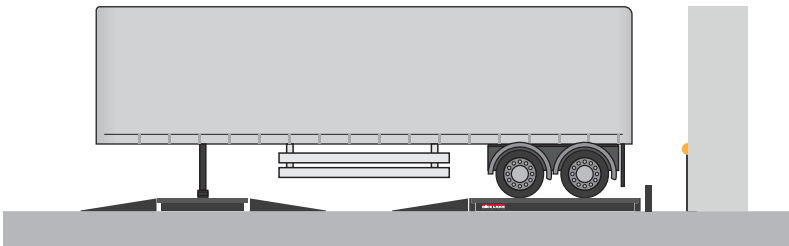
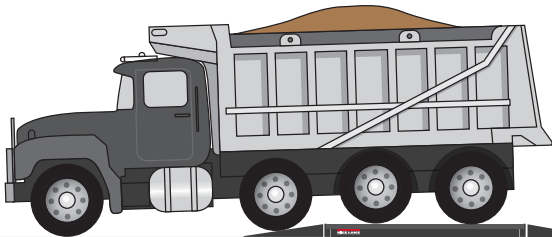


Image shown with additional weigh pad and ramps for the trailer dolly.

SPECIFICATIONS

CAPACITY:	60,000 or 80,000 lb (30,000 lb or 40,000 lb per platform)
SCALE DIMENSIONS:	84 x 30 x 5.63 in (L x W x H) 144 x 30 x 5.63 in 168 x 30 x 5.75 in
RAMP DIMENSIONS:	25.25 x 30 (L x W)
CONSTRUCTION:	Steel (all sizes) or aluminum (84 x 30 x 5.63 in only)

STANDARD FEATURES

- Each platform contains two environmentally sealed, IP66, 20,000 lb double-ended shear beam load cells
- Treaded top plate
- Top access JB4SS TuffSeal® signal trim junction box
- (2) 10 ft EL147HE interconnect cable with military-style connectors to go between weigh pads
- 50 ft cable to connect weigh pad to indicator
- Includes (4) 5/8-11 NC eye bolts for lifting
- Non-Legal for Trade

Available Options

Create an automated system with peripheral scale accessories, advancing safety and efficiency for heavy capacity applications. Rice Lake's 1280 Enterprise® Series weight indicator comes ready with software to make axle weighing automated. The 1280 program collects the weight data of each axle as trucks move across the scale. Stop and go lights signal to the driver when to move to the next axle. After all axles are weighed, the 1280 totals the weight and prints a ticket for the driver.



1280 Indicator

SALES AND TECHNICAL ASSISTANCE

RICE LAKE®
WEIGHING SYSTEMS

HEADQUARTERS
230 West Coleman Street
Rice Lake, Wisconsin 54868 - USA
Tel: (715) 234 9171 | Fax: (715) 234 6967
www.ricelake.com