

Weigh Modules




Electronic Floor Scale Underdeck Kits

Industrial Applications, Alloy Steel Load Cells

Kit Includes

- (4) Vishay Celtron SQB load cells
- (1) JB4SS stainless steel NEMA 4X junction box
- (4) SUREFOOT high-accuracy stainless steel support feet
- 20'6.1 m EL147HE load cell cable
- (4) Mounting plates & (8) Load cell bolts



High-Precision Applications, Alloy Steel NTEP-certified Load Cells

Kit Includes

- (4) RL30000 alloy steel NTEP 5000 Divisions, Class III certified load cells
- (1) JB4SS stainless steel NEMA 4X junction box
- (4) SUREFOOT high-accuracy stainless steel support feet
- 20'6.1 m EL147HE load cell cable
- (4) Mounting plates & (8) Load cell bolts

NOTES:

- For complete load cell specifications, see RL30000 on page 108.
- The use of NTEP-certified load cells in a scale base does not constitute approval of the completed base. Consult with local or state jurisdiction for compliance requirements.




Chemical, Dry Corrosive & Non-washdown Applications, Stainless Steel Load Cells

Kit Includes

- (4) Vishay Celtron SQB-HSS stainless steel load cells
- (1) JB4SS stainless steel NEMA 4X junction box
- (4) SUREFOOT high-accuracy stainless steel support feet
- 20'6.1 m EL147HE load cell cable
- (4) Mounting plates & (8) Load cell bolts

NOTE:

- For complete load cell specifications, see SQB-HSS on page 189.




Wet Corrosive Applications, Welded Seal Stainless Steel Load Cells

Kit Includes

- (4) RL35083 welded-seal stainless steel load cells
- (1) JB4SS stainless steel NEMA 4X junction box
- (4) SUREFOOT high-accuracy stainless steel support feet
- 20'6.1 m EL147HE load cell cable
- (4) Mounting plates & (8) Load cell bolts

NOTE:

- For complete load cell specifications, see RL35083 on page 114.



UNDERDECK KITS ORDER INFORMATION

Load Cell/ Base Capacity	Part #	Price
Kit Includes Vishay Celtron SQB Load Cells		
1000 lb for 2000 lb base (453.6 kg for 907.2 kg base)	26436	\$895.00
2500 lb for 5000 lb base (1134.0 kg for 2268.0 kg base)	26437	\$895.00
4000 lb for 10,000 lb base (1814.4 kg for 4535.9 kg base)	26438	\$895.00
Kit Includes RL30000 Alloy Steel NTEP-certified Load Cells		
1000 lb for 2000 lb base (453.6 kg for 907.2 kg base)	19032	\$975.00
2500 lb for 5000 lb base (1134.0 kg for 2268.0 kg base)	19033	\$975.00
4000 lb for 10,000 lb base (1814.4 kg for 4535.9 kg base)	19034	\$975.00
Kit Includes Vishay Celtron SQB-HSS Stainless Steel Load Cells		
1000 lb for 2000 lb base (453.6 kg for 907.2 kg base)	19035	\$1,275.00
2500 lb for 5000 lb base (1134.0 kg for 2268.0 kg base)	19036	\$1,275.00
4000 lb for 10,000 lb base (1814.4 kg for 4535.9 kg base)	19037	\$1,275.00
Kit Includes RL35083 Welded-Seal Load Cells		
1000 lb for 2000 lb base (453.6 kg for 907.2 kg base)	19038	\$1,595.00
2500 lb for 5000 lb base (1134.0 kg for 2268.0 kg base)	19039	\$1,595.00
4000 lb for 10,000 lb base (1814.4 kg for 4535.9 kg base)	19040	\$1,595.00



Scale "Underdeck" Kits are provided to meet the application needs of the electronic floor scale producer and are an easy source for rebuilding existing floor scales. Underdeck kits are provided with mounting plates and load cell bolts for easy installation.