

Health Scales

TABLE OF CONTENTS

RL-330HHD/RL-330HHL 456	250-10-4 477
<i>Dial Home Health Scale</i>	<i>Bariatric Handrail Scale</i>
DHH-10 457	RL-MCS 478
<i>Digital Home Health Scale</i>	<i>Mechanical Chair Scale</i>
RL-MPS 458	560-10-1 479
<i>Mechanical Physician Scale</i>	<i>Digital Chair Scale</i>
RL-MPS-10 459	550-10-1 480
<i>Mechanical Physician Scale</i>	<i>Digital Chair Scale</i>
RL-MPS-20 460	350-10-3M 481
<i>Mechanical Physician Scale</i>	<i>Dual-ramp Wheelchair Scale</i>
RL-MPS-30 461	350-10-2 482
<i>Mechanical Physician Scale</i>	<i>Single-Ramp Wheelchair Scale</i>
RL-MPS-40 462	350-10-7 483
<i>Mechanical Physician Scale</i>	<i>Single-ramp Wheelchair Platform Scale</i>
RL-MPS-50 463	350-10-3 484
<i>Mechanical Physician Scale</i>	<i>Dual-ramp Wheelchair Scale</i>
150-10-5 464	350-10-4 485
<i>Digital Physician Scale</i>	<i>Dual-ramp Wheelchair Scale</i>
150-10-6 465	350-10-8 486
<i>Digital Physician Scale</i>	<i>Dual-ramp Wheelchair Platform Scale</i>
150-10-7 466	RL-350-5 487
<i>Digital Physician Scale</i>	<i>Single-ramp Portable Bariatric Wheelchair Scale</i>
RL-WMS-10 467	RL-350-6 488
<i>Wall Mount Stadiometer</i>	<i>Dual-ramp Portable Bariatric Wheelchair Scale</i>
RL-MIS 468	SB-1150 Summit™ 489
<i>Mechanical Baby Scale</i>	<i>Bariatric Wheelchair Scale</i>
RL-MIS-20 469	SD-1150-WP 490
<i>Mechanical Baby Scale</i>	<i>Dialysis Wheelchair Scale</i>
Suspended Infant Scale 470	<i>Pit Frame Concrete Details</i>
<i>Digital Baby Scale</i>	350-10-8S 492
RL-DBS 471	<i>Digital Stretcher Scale</i>
<i>Digital Baby Scale</i>	
RL-DBS-2 472	
<i>Digital Baby Scale</i>	
650-10-1 473	
<i>Neonatal Scale</i>	
RL-PCT-10 474	
<i>Pediatric Circumference Tape</i>	
260-10-1 475	
<i>Bariatric Handrail Scale</i>	
250-10-2 476	
<i>Bariatric Handrail Scale</i>	

Product names, logos, brands and other trademarks featured or referred to within this publication are the property of their respective trademark holders.

RL-330HHD/RL-330HHL

Dial Home Health Scale

HEALTH SCALES



Model RL-330HHD



Model RL-330HHL

Standard Features

- Durable steel base and platform
- Nonslip mat
- Large dial display
- Units of measure: lb (RL-330HHL); lb, kg (RL-330HHD)
- Colorful markers to track weight values

Specifications

Capacity:
RL-330HHL: 330 × 1 lb (150 × 0.5 kg)
RL-330HHD: 330 × 1 lb

Warranty:
One-year limited

Part Number/Price

Part #	Model #	Capacity	Price
110592	RL-330HHL	330 × 1 lb (lb markings only)	\$66.00
113500	RL-330HHD	330 × 1 lb (150 × 0.5 kg) (lb and kg)	\$66.00

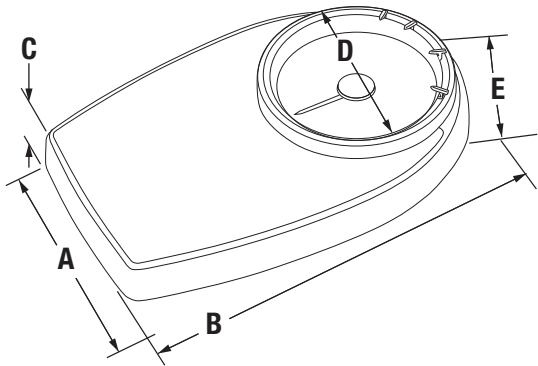
Shipping Weight

Part #	Model #	L × W × H	Package Wgt. (lb)	Dim Wgt. (lb)	Shipping Wgt. (lb)
110592	RL-330HHL	19 × 13 × 5 in	9	9	9
113500	RL-330HHD	19 × 12 × 6 in	9	10	10

Dimensions

	Inches	Centimeters
A	11.2	28.5
B	16.9	43.0
C	2.5	6.4
D	7.9	20.1
E	0.39	8.3

E: (height includes plastic cover)





Model DHH-10

Standard Features

- 8 mm tempered safety glass weighing surface
- Low battery indication
- Display lb or kg
- Large LCD display

Specifications

Capacity:

440 × 0.2 lb (200 × 0.1 kg)

Dimensions:

(L × W × H)

11.8 × 15.4 × 1.0 in

Battery Type:

Two AAA alkaline batteries (included)

Display:

Digit size: 1.75 in

Warranty:

One-year limited

Approvals:

CE Approved

Approvals



Part Number/Price

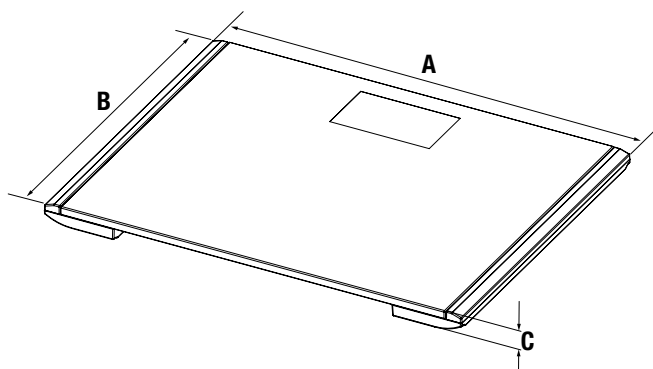
Part #	Model #	Capacity	Price
201124	DHH-10	440 × 0.2 lb (200 × 0.1 kg)	\$68.00

Shipping Weight

Part #	Model #	L × W × H	Package Wgt. (lb)	Dim Wgt. (lb)	Shipping Wgt. (lb)
Single Carton					
201124	DHH-10	17 × 13 × 2 in	6.5	3.0	6.5

Dimensions

	Inches	Centimeters
A	15.4	39.0
B	11.8	30.0
C	1.0	2.5



RL-MPS

Mechanical Physician Scale

HEALTH SCALES



Standard Features

- Sturdy, enameled steel body
- Painted beam
- Rugged scale understructure
- Durable wheels for easy transport
- Easy operation with two sliding weights
- Removable slip-resistant scale base cover
- Aluminum height rod

Specifications

Capacity:
440 lb × 4 oz (200 kg × 100 g)

Platform Dimensions:
(L × W × H)
14.75 × 10.75 × 4.13 in

Height Rod:
Measures 24 to 84 in
(60 to 212 cm)

Height Division:
0.125 in (0.1 cm)

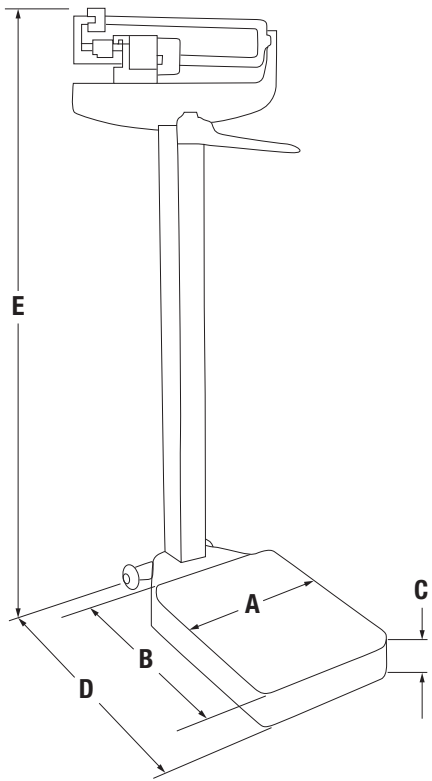
Warranty:
Two-year limited

Part Number/Price

Part #	Model #	Capacity	Price
102613	RL-MPS	440 lb × 4 oz (200 kg × 100 g)	\$345.00

Shipping Weight

Part #	Model #	L × W × H	Package Wgt. (lb)	Dim Wgt. (lb)	Shipping Wgt. (lb)
102613	RL-MPS	60 × 21 × 7 in	42	64	64



Dimensions

	Inches	Centimeters
A	10.8	27.4
B	14.8	37.6
C	4.1	10.4
D	22.3	56.6
E	58.5	148.6

RL-MPS-10

Mechanical Physician Scale

HEALTH SCALES



Model RL-MPS-10

LB Only

Standard Features

- Sturdy, enameled steel body
- Painted beam
- Rugged scale understructure
- Durable wheels for easy transport
- Easy operation with two sliding weights
- Removable slip-resistant scale base cover
- Aluminum height rod

Specifications

Capacity:

450 lb × 4 oz

Platform Dimensions:

(L × W × H)

14.75 × 10.75 × 4.13 in

Height Rod:

Measures 24 to 84 in

(60 to 212 cm)

Height Division:

0.125 in

Warranty:

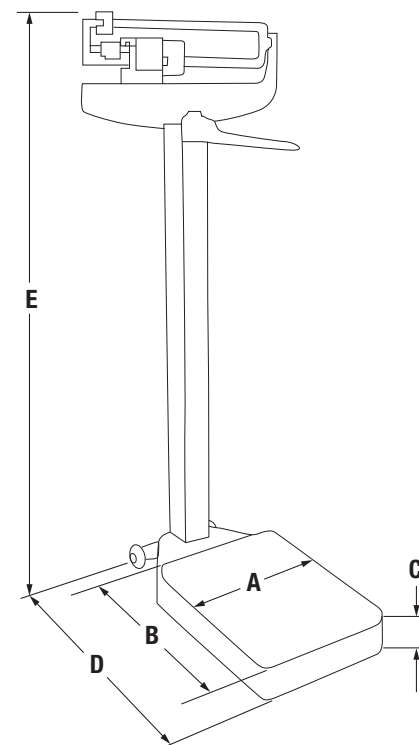
Two-year limited

Part Number/Price

Part #	Model #	Capacity	Price
124223	RL-MPS-10	450 lb × 4 oz	\$345.00

Shipping Weight

Part #	Model #	L × W × H	Package Wgt. (lb)	Dim Wgt. (lb)	Shipping Wgt. (lb)
124223	RL-MPS-10	60 × 21 × 7 in	42	64	64



Dimensions

	Inches	Centimeters
A	10.8	27.4
B	14.8	37.6
C	4.1	10.4
D	22.3	56.6
E	58.5	148.6

RL-MPS-20

Mechanical Physician Scale

HEALTH SCALES



Standard Features

- Sturdy, enameled steel body
- Painted beam
- Rugged scale understructure
- Easy operation with two sliding weights
- Removable slip-resistant scale base cover

Specifications

Capacity:

440 lb × 4 oz (200 kg × 100 g)

Platform Dimensions:

(L × W × H)

14.75 × 10.75 × 4.13 in

Warranty:

Two-year limited

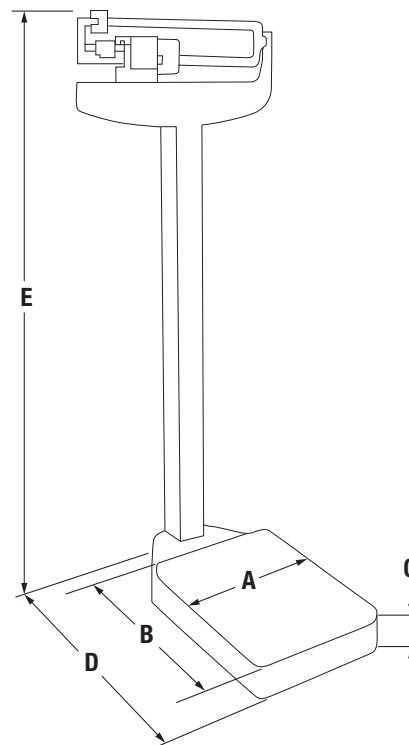
Model RL-MPS-20

Part Number/Price

Part #	Model #	Capacity	Price
124222	RL-MPS-20	440 lb × 4 oz (200 kg × 100 g)	\$330.00

Shipping Weight

Part #	Model #	L × W × H	Package Wgt. (lb)	Dim Wgt. (lb)	Shipping Wgt. (lb)
124222	RL-MPS-20	60 × 21 × 7 in	36	64	64



Dimensions

	Inches	Centimeters
A	10.8	27.4
B	14.8	37.6
C	4.1	10.4
D	22.3	56.6
E	58.5	148.6

RL-MPS-30

Mechanical Physician Scale

HEALTH SCALES



Model RL-MPS-30



Standard Features

- Sturdy, enameled steel body
- Painted beam
- Rugged scale understructure
- Handpost
- Durable wheels for easy transport
- Easy operation with two sliding weights
- Removable slip-resistant scale base cover
- Aluminum height rod

Specifications

Capacity:

180 kg x 100 g

Platform Dimensions:

(L x W x H)

37.5 x 27.5 x 10.5 cm

Height Rod:

Measures 60 to 212 cm

Height Division:

0.1 cm

Warranty:

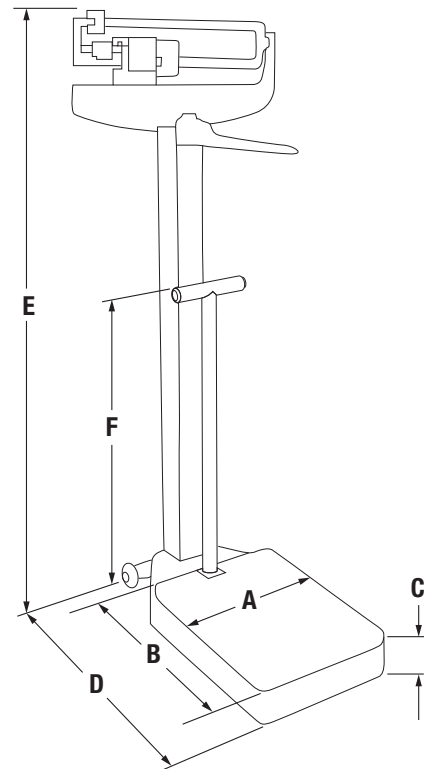
Two-year limited

Part Number/Price

Part #	Model #	Capacity	Price
132703	RL-MPS-30	180 kg x 100 g	\$385.00

Shipping Weight

Part #	Model #	L x W x H	Package Wgt. (lb)	Dim Wgt. (lb)	Shipping Wgt. (lb)
132703	RL-MPS-30	60 x 21 x 7 in	40	64	64



Dimensions

	Inches	Centimeters
A	10.8	27.4
B	14.8	37.6
C	4.1	10.4
D	22.3	56.6
E	58.5	148.6
F	31.5	80.0

RL-MPS-40

Mechanical Physician Scale

HEALTH SCALES



Standard Features

- Dual-read capacity and height rod
- Sturdy enameled steel body
- Painted beam designed to hold counterpoise weights
- Rugged scale understructure
- Removable slip-resistant plastic base cover
- Retractable aluminum height rod
- Easy operation with two sliding weights and two counterpoise weights (included)
- Rear wheels for portability ease
- Aluminum height rod

Specifications

Capacity with Counterpoise Weights:

490 lb × 4 oz (220 kg × 100 g)

Platform Dimensions:

(L × W × H)

14.75 × 10.75 × 4.13 in

Height Rod:

Measures 24 to 84 in

(60 to 212 cm)

Height Division:

0.125 in (0.1 cm)

Warranty:

Two-year limited

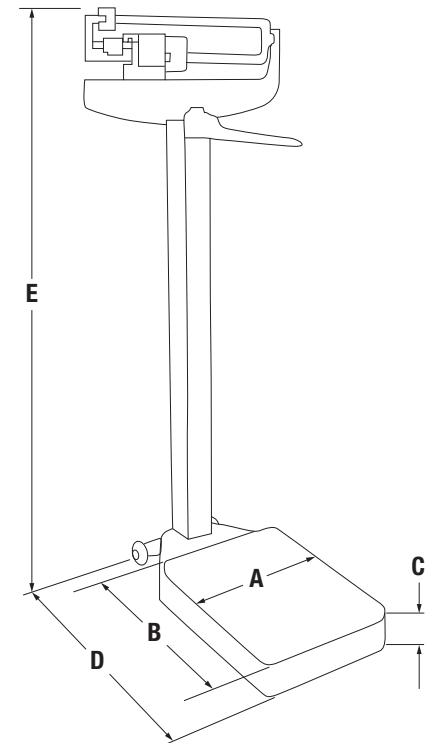
Model RL-MPS-40

Part Number/Price

Part #	Model #	Capacity	Price
185289	RL-MPS-40	490 lb × 4 oz (220 kg × 100 g)	\$375.00

Shipping Weight

Part #	Model #	L × W × H	Package Wgt. (lb)	Dim Wgt. (lb)	Shipping Wgt. (lb)
185289	RL-MPS-40	60 × 21 × 7 in	44	64	64



Dimensions

	Inches	Centimeters
A	10.8	27.4
B	14.8	37.6
C	4.1	10.4
D	22.3	56.6
E	58.5	148.6

RL-MPS-50

Mechanical Physician Scale

HEALTH SCALES



Model RL-MPS-50



Standard Features

- Ease of transport with rear wheels
- Aluminum height rod included
- Poise travels free on weigh beam with simple finger tap
- Easy-to-read weigh beam's color-coded black inset shows LB markings, white inset shows KG markings. The beam can be rotated to the desired unit of measure.
- Aluminum height rod

Specifications

Capacity:

450 lb × 4 oz (200 kg × 100 g)

Platform Dimensions:

(L × W × H)

14.96 × 11.02 × 4.21 in

Height Rod:

Measures 29.50 to 78.75 in

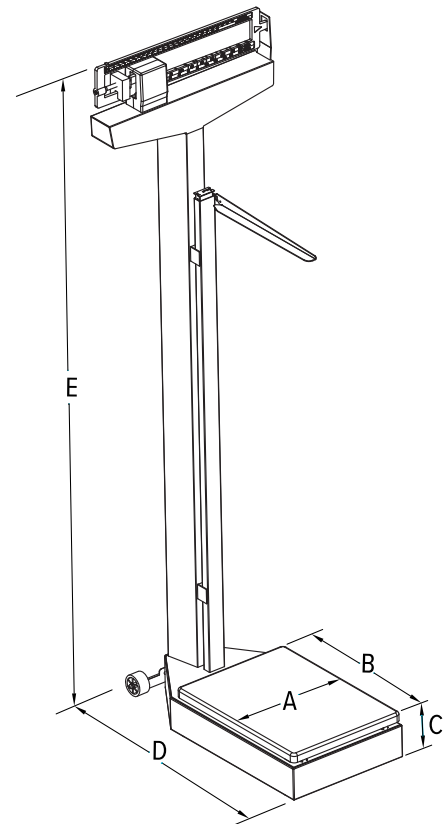
(75 to 200 cm)

Height Division:

0.25 in (5 mm)

Warranty:

Two-year limited



Part Number/Price

Part #	Model #	Capacity	Price
195264	RL-MPS-50	450 lb × 4 oz (200 kg × 100 g)	\$345.00

Shipping Weight

Part #	Model #	L × W × H	Package Wgt. (lb)	Dim Wgt. (lb)	Shipping Wgt. (lb)
195264	RL-MPS-50	60 × 21 × 5 in	39	46	46



Dimensions

	Inches	Centimeters
A	11.0	28.9
B	15.0	38.1
C	4.2	10.7
D	22.2	56.4
E	58.9	149.6

150-10-5

Digital Physician Scale

HEALTH SCALES



EYE-LEVEL

Standard Features

- Large, stable scale base
- Integrated height rod
- Non-slip rubber mat, removable for cleaning
- Rubber wheels for easy transport
- Push-button LCD display
- Unit of measure toggle or locking
- Motiontrap™ movement compensation technology
- EHR capable
- USB or Bluetooth® BLE 4.0 available, part number selectable
- Hold function
- Zero function
- BMI (body mass index) function
- Factory calibrated

Specifications

Capacity:

550 × 0.2 lb (250 × 0.1 kg)

Platform Dimensions:

(L × W × H)

14.5 × 14.5 × 3 in

Height Rod:

Measures from 27.50 to 82.00 in
(70 to 208 cm)

Power:

9 VDC, provided by six AA alkaline batteries (included) or AC adapter (optional)

Battery Type:

Six AA alkaline (included)

Battery Use:

25 hours continuous use with batteries
Automatic power-off can be configured

Operating Temperature:

50 °F to 104 °F (10 °C to 40 °C)

Display:

5-digit LCD display,
0.75 in (1.9 cm) digit height

Approvals:

c-Met, E113986

Warranty:

Two-year limited

Approvals



Part Number/Price

Part #	Model #	Capacity	Price
119113	150-10-5	550 × 0.2 lb (250 × 0.1 kg) with USB	\$630.00
194726	150-10-5BLE	550 × 0.2 lb (250 × 0.1 kg) with Bluetooth® BLE 4.0	\$865.00

Shipping Weight


Part #	Model #	L × W × H	Package Wgt. (lb)	Dim Wgt. (lb)	Shipping Wgt. (lb)
119113	150-10-5	30 × 18 × 9 in	26	35	35
194726	150-10-5BLE	30 × 18 × 9 in	26	35	35

Options/Accessories

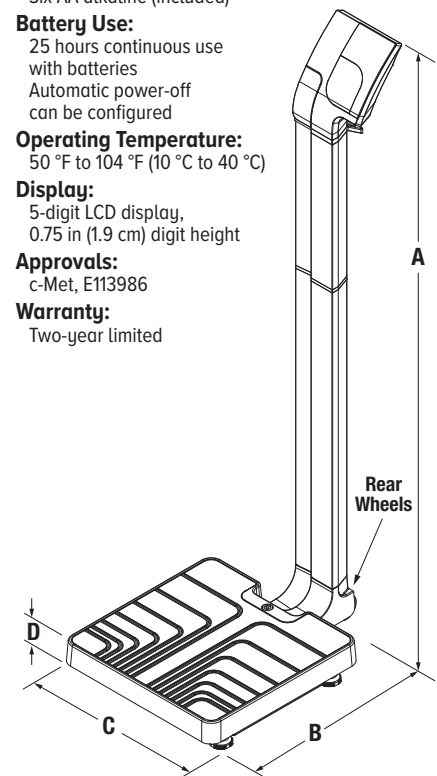
Part #	Description	Price
115655 †	9 VDC adapter, 120 V/230 V auto switching c-MET medical grade power supply	\$43.00
133077 †	9 VDC adapter, 120 V/230 V auto switching	\$25.00
102508 ††	9 VDC adapter, 230 V	\$30.00
81076	Epson TM-U220 tape printer	\$445.00
186830	Printer cable, 25-pin D-Sub male to RJ-45, 6 ft	\$69.00



† NEMA 1-15 Plug



†† CEE 7/16 Plug



Dimensions

	Inches	Centimeters
A	54.0	137.2
B	22.4	57.0
C	14.7	37.5
D	3.0	7.6



WAIST-LEVEL

Standard Features

- Large, stable scale base
- Rubber wheels for easy transport
- Non-slip rubber mat, removable for cleaning
- Push-button LCD display
- Unit of measure toggle or locking
- Motiontrap™ movement compensation technology
- EHR capable
- USB or Bluetooth® BLE 4.0 available, part number selectable
- Hold function
- Zero function
- BMI (body mass index) function
- Factory calibrated

Specifications

Capacity:

550 × 0.2 lb (250 × 0.1 kg)

Platform Dimensions:

(W × L × H) 14.5 × 14.5 × 3 in

Power:

9 VDC, provided by six AA alkaline batteries (included) or AC adapter (optional)

Battery Type:

Six AA alkaline (included)

Battery Use:
25 hours continuous use with batteries
Automatic power-off can be configured
Operating Temperature:

50 °F to 104 °F (10 °C to 40 °C)

Display:
5-digit LCD display,
0.75 in (1.9 cm) digit height
Approvals:

c-Met, E113986

Warranty:

Two-year limited

Approvals



Part Number/Price

Part #	Model #	Capacity	Price
161786	150-10-6	550 × 0.2 lb (250 × 0.1 kg) with USB	\$610.00
194732	150-10-6BLE	550 × 0.2 lb (250 × 0.1 kg) with Bluetooth® BLE 4.0	\$845.00

Shipping Weight


Part #	Model #	L × W × H	Package Wgt. (lb)	Dim Wgt. (lb)	Shipping Wgt. (lb)
161786	150-10-6	30 × 19 × 9 in	25	37	37
194732	150-10-6BLE	30 × 19 × 9 in	25	37	37

Options/Accessories

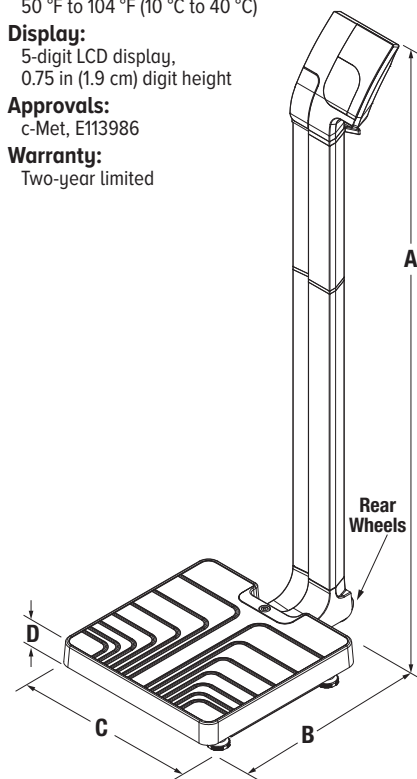
Part #	Description	Price
115655 †	9 VDC adapter, 120 V/230 V auto switching c-MET medical grade power supply	\$43.00
133077 †	9 VDC adapter, 120 V/230 V auto switching	\$25.00
102508 ††	9 VDC adapter, 230 V	\$30.00
81076	Epson TM-U220 tape printer	\$445.00
186830	Printer cable, 25-pin D-Sub male to RJ-45, 6 ft	\$69.00



† NEMA 1-15 Plug



†† CEE 7/16 Plug



Dimensions

	Inches	Centimeters
A	48.4	123.0
B	22.4	57.0
C	14.7	37.5
D	3.0	7.6

150-10-7

Digital Physician Scale

HEALTH SCALES



Model 150-10-7

Approvals



Part Number/Price

Part #	Model #	Capacity	Price
121304	150-10-7	550 × 0.2 lb (250 × 0.1 kg) with USB	\$490.00
194728	150-10-7BLE	550 × 0.2 lb (250 × 0.1 kg) with Bluetooth® BLE 4.0	\$725.00

Shipping Weight


Part #	Model #	L × W × H	Package Wgt. (lb)	Dim Wgt. (lb)	Shipping Wgt. (lb)
121304	150-10-7	25 × 18 × 6 in	17	20	20
194728	150-10-7BLE	25 × 18 × 6 in	17	20	20

Options/Accessories

Part #	Description	Price
102508 ††	9 VDC adapter, 230 V	\$30.00
107445	Carrying case	\$92.00
115655 †	9 VDC adapter, 120 V/230 V auto switching c-MET medical grade power supply	\$43.00
133077 †	9 VDC adapter, 120 V/230V auto switching	\$25.00
81076	Epson TM-U220 tape printer	\$445.00
186830	Printer cable, 25-pin D-Sub male to RJ-45, 6 ft	\$69.00



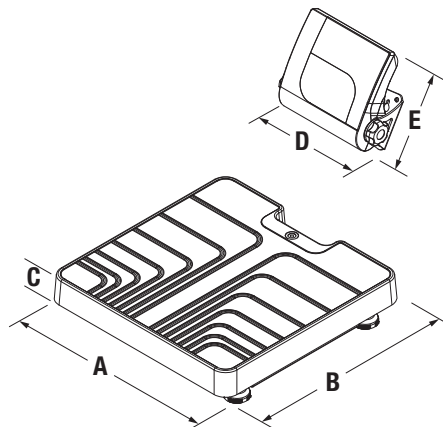
† NEMA 1-15 Plug



†† CEE 7/16 Plug

Dimensions

	Inches	Centimeters
A	14.7	37.5
B	14.7	37.5
C	3.0	7.6
D	7.8	20.0
E	6.7	17.0



Standard Features

- Large, stable scale base
- Push-button LCD display
- Non-slip rubber mat, removable for cleaning
- Unit of measure toggle or locking
- Motiontrap™ movement compensation technology
- EHR capable
- USB or Bluetooth® BLE 4.0 available, part number selectable
- Hold function
- Zero function
- BMI (body mass index) function
- Factory calibrated

Specifications

Capacity:

550 × 0.2 lb (250 × 0.1 kg)

Platform Dimensions:

(W × L × H)

14.5 × 14.5 × 3 in

Power:

9 VDC, provided by six AA alkaline batteries (included) or AC adapter (optional)

Operating Temperature:

50 °F to 104 °F (10 °C to 40 °C)

Battery Type:

Six AA alkaline (included)

Battery Use:

25 hours continuous use with batteries
Automatic power-off can be configured

Cable Length:

6 ft (1.8 m) cable between scale base and indicator

Display:

5-digit LCD display, 0.75 in (1.9 cm) digit height

Approvals:

c-Met, E113986

Warranty:

Two-year limited

RL-WMS-10

Wall Mount Stadiometer

HEALTH SCALES



Standard Features

- Aluminum construction
- Folding headpiece makes the product compact when not in use
- Measures both inches and centimeters
- Hardware included for mounting to metal, wood or drywall walls

Specifications

Measurement Range:
23 to 82 in (60 to 210 cm)

Height Divisions:
1/16 in (1 mm)

Warranty:
One-year limited



Part Number/Price

Part #	Model #	Measuring Range × Graduation Length	Price
Single Carton			
206553	RL-WMS-10	23 to 82 × 1/16 in (60 to 120 cm × 1 mm)	\$103.00

RL-MIS

Mechanical Baby Scale

HEALTH SCALES



Standard Features

- Painted beam
- Sturdy, enameled steel body
- Easy-to-clean ABS plastic tray
- Dual-read capacity; lb and kg
- Built-in measuring tape

Specifications

Capacity:
135 lb × 1 oz (62 kg × 20 g)

Measuring Tape:
Measures 0 to 23 in
(0 to 58 cm)

Warranty:
Two-year limited

Part Number/Price

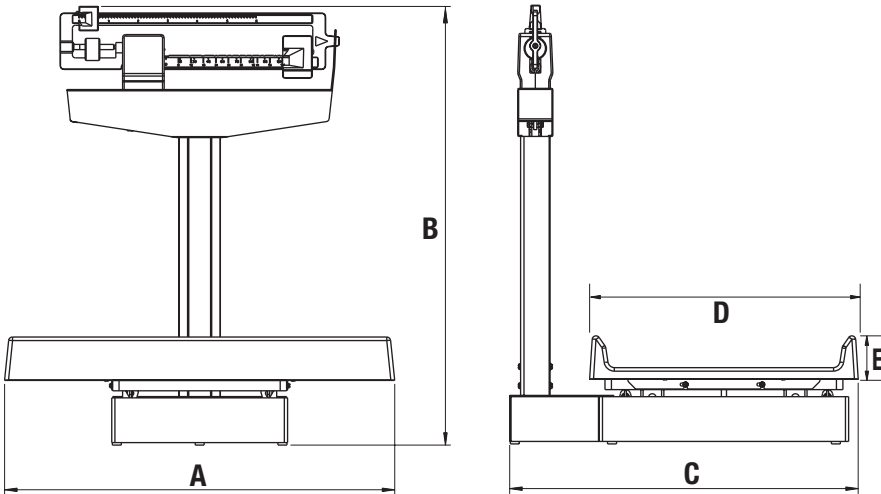
Part #	Model #	Capacity	Price
131470	RL-MIS	135 lb × 1 oz (62 kg × 20 g)	\$370.00

Shipping Weight

Part #	Model #	L × W × H	Package Wgt. (lb)	Dim Wgt. (lb)	Shipping Wgt. (lb)
131470	RL-MIS	28 × 20 × 14 in	30	57	57

Dimensions

	Inches	Centimeters		Inches	Centimeters
A	24.0	61.0	D	16	41
B	27.0	68.6	E	3	7.6
C	21.5	54.5			



RL-MIS-20

Mechanical Baby Scale

HEALTH SCALES



KG Only

Standard Features

- Painted beam
- Sturdy, enameled steel body
- Easy-to-clean ABS plastic tray
- Unit of measure: kg
- Built-in measuring tape

Specifications

Capacity:

70 kg × 20 g

Measuring Tape:

Measures 0 to 58 cm

Warranty:

Two-year limited

Part Number/Price

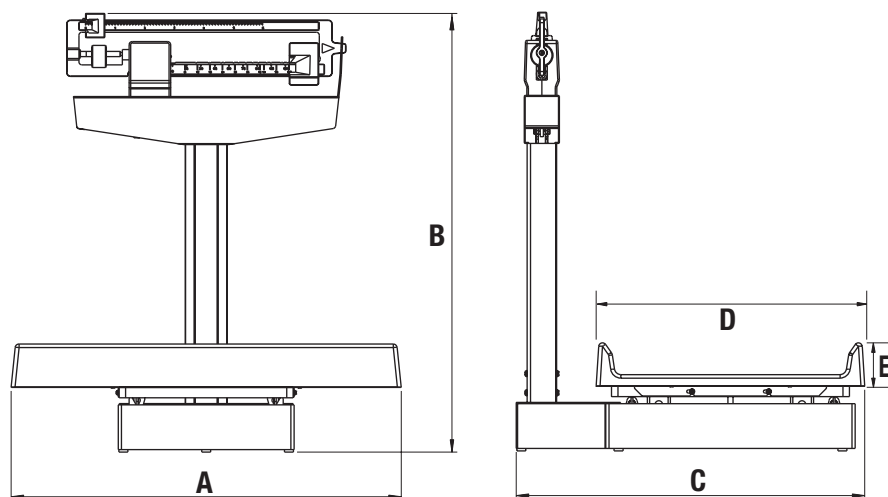
Part #	Model #	Capacity	Price
131471	RL-MIS-20	70 kg × 20 g	\$370.00

Shipping Weight

Part #	Model #	L × W × H	Package Wgt. (lb)	Dim Wgt. (lb)	Shipping Wgt. (lb)
131471	RL-MIS-20	28 × 20 × 14 in	30	57	57

Dimensions

	Centimeters		Centimeters
A	61.0	D	41
B	68.6	E	7.6
C	54.5		



Suspended Infant Scale

Digital Baby Scale

HEALTH SCALES



Sturdy steel
closed loop s-hook
for safety

Carrying case

Model OS-10/25/45

Approvals



Part Number/Price

Part #	Model	Capacity	Est. Weight	Price
130292	OS-10	10 kg × 0.01 kg (22 lb × 0.02 lb) (22 lb × 1/4 oz)	1.25 lb	\$95.00
130293	OS-25	25 kg × 0.02 kg (55 lb × 0.05 lb) (55 lb × 1/2 oz)	1.25 lb	\$95.00
130294	OS-45	45 kg × 0.05 kg (99 lb × 0.1 lb) (99 lb × 1 oz)	1.25 lb	\$95.00



Standard Features

- Hold function
- Units of measure: lb/lb-oz/kg
- Adjustable automatic shut-off
- Ergonomic handheld design
- Battery operated, two AA batteries (included)
- Carrying case and top s-hook (included)
- Captured lower hook, removable upper hook (both hooks included)

Specifications

Capacity:

OS-10:

- 22 lb × 0.02 lb
- 22 lb × 0.25 oz
- 10 kg × 0.01 kg

OS-25:

- 55 lb × 0.05 lb
- 55 lb × 0.5 oz
- 25 kg × 0.02 kg

OS-45:

- 99 lb × 0.1 lb
- 99 lb × 1 oz
- 45 kg × 0.05 kg

Power:

Two AA batteries (included)

Operating Temperature:

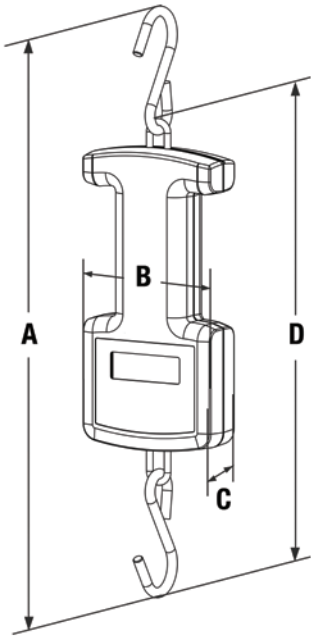
32 °F to 104 °F (0 °C to 40 °C)

Warranty:

One-year limited

Approvals:

CE Approved



Dimensions

	Inches	Centimeters
A	14.3	36.3
B	3.6	9.2
C	1.3	3.2
D	11.6	29.4



Standard Features

- Large 1-inch LCD display
- Unit of measure locking
- Recall function to view last weight
- Automatic shut-off for long battery life
- Built-in measuring tape 0 to 22.5 in (0 to 57 cm)
- Optional carrying case

Specifications

Capacity:
44 lb × 0.5 oz (20 kg × 10 g)

Power:
Four AA alkaline batteries (included)
or AC adapter (included)

Battery Type
Four AA alkaline (included)

Approvals:
AC adapter: cULus

Warranty:
Two-year limited

Part Number/Price

Part #	Model #	Capacity	Price
107423	RL-DBS	44 lb × 0.5 oz (20 kg × 10 g), includes 120 VAC adapter	\$152.00
112571	RL-DBS	44 lb × 0.5 oz (20 kg × 10 g), includes 230 VAC adapter	\$152.00

Shipping Weight

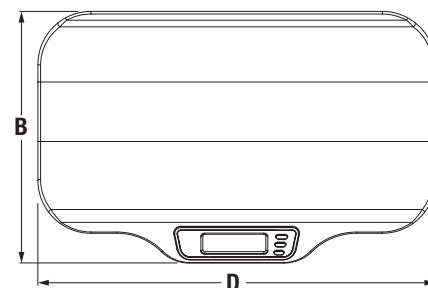
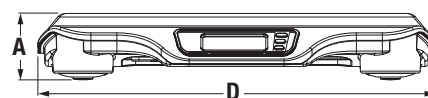
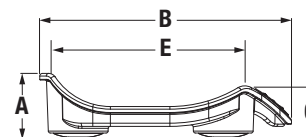
Part #	Model #	L × W × H	Package Wgt. (lb)	Dim Wgt. (lb)	Shipping Wgt. (lb)
107423	RL-DBS 120V	27 × 18 × 7 in	10	21	21
112571	RL-DBS 230V	27 × 18 × 7 in	10	21	21

Options/Accessories

Part #	Description	Price
112570	Carrying case	\$56.00



Optional Transport/Carrying Case




Dimensions

	Inches	Centimeters
A	3.9	10.0
B	15.0	38.0
C	3.1	7.9
D	23.6	60.0
E	11.0	27.9

RL-DBS-2

Digital Baby Scale

HEALTH SCALES



DUAL RANGE

Model RL-DBS-2

Standard Features

- Large 1-inch LCD display
- Dual-range capacity for increased precision from 0 to 22 lb
- Accuracy within 5 g
- Unit of measure locking
- Recall function to view last weight
- Automatic shut-off for long battery life
- Built-in measuring tape 0 to 22.5 in (0 to 57 cm)
- Optional carrying case

Specifications

Capacity:

0 to 22 lb × 0.2 oz
(0 to 10 kg × 5 g, 10 to 20 kg × 10 g)
22 to 44 lb × 0.5 oz
(10 to 20 kg × 10 g)

Power:

Four AA alkaline batteries (included)
or AC adapter (included)

Battery Type:

Four AA alkaline (included)

Approvals:

AC adapter: cULus

Warranty:

Two-year limited

Part Number/Price

Part #	Model #	Capacity	Price
155922	RL-DBS-2	0-22 lb × 0.2 oz, 22 to 44 lb × 0.5 oz (0 to 10 kg × 5 g, 10 to 20 kg × 10 g) includes 120 VAC adapter	\$180.00
155923	RL-DBS-02	0-22 lb × 0.2 oz, 22-44 lb × 0.5 oz (0 to 10 kg × 5 g, 10 to 20 kg × 10 g) includes 230 VAC adapter	\$180.00

Shipping Weight

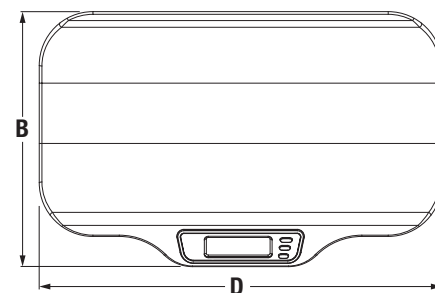
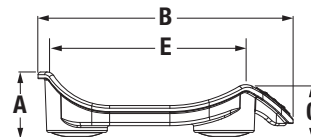
Part #	Model #	L × W × H	Package Wgt. (lb)	Dim Wgt. (lb)	Shipping Wgt. (lb)
155922	RL-DBS-2 120V	28 × 18 × 6 in	10	22	22
155923	RL-DBS-2 230V	28 × 18 × 6 in	10	22	22

Options/Accessories

Part #	Description	Price
112570	Carrying Case	\$56.00



Optional Transport/Carrying Case



Dimensions

	Inches	Centimeters
A	3.9	10.0
B	15.0	38.0
C	3.1	7.9
D	23.6	60.0
E	11.0	27.9

DUAL RANGE



Model 650-10-1

Approvals



Part Number/Price

Part #	Model #	Capacity	Price
161784	650-10-1	0-10 lb × 0.05 oz, 10-33 lb × 0.1 oz (0 to 5 kg × 1 g, 5 to 15 kg × 2 g)	\$970.00

Shipping Weight

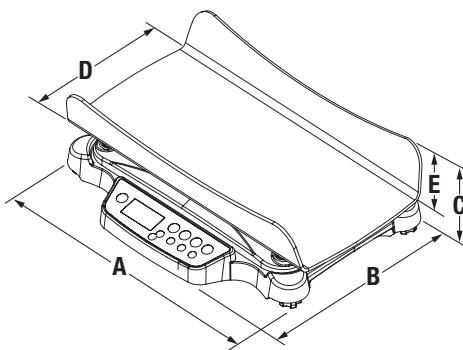
Part #	Model #	L × W × H	Package Wgt. (lb)	Dim Wgt. (lb)	Shipping Wgt. (lb)
161784	650-10-1	18 × 28 × 11 in	25	40	40

Options/Accessories

Part #	Description	Price
165138	AC adapter, input voltage 100-240V, c-Met, medical grade	\$55.00

Dimensions

	Inches	Centimeters
A	24.0	60.8
B	19.0	48.2
C	6.75	17.1
D	17.0	43.2



Standard Features

- LCD display
- Dual-range capacity for increased precision
- Unit of measure locking
- Automatic shut-off for long battery life
- Motiontrap™ movement compensation technology
- Built-in measuring tape

Specifications

Capacity:

Range 1: 0 to 10 lb × 0.05 oz (0 to 5 kg × 1 g)
Range 2: 10 to 33 lb × 0.1 oz (5 to 15 kg × 2 g)

Power:

9 VDC, provided by six AA lithium batteries (included) or AC adapter (optional)

Measuring Tape:

0 to 23.5 in × 0.125 in
(0 to 60 cm × 0.25 cm)

Battery Type:

Six LifeS2 batteries

Operating Temperature:

50 °F to 95 °F (10 °C to 35 °C)

Display:

5-digit LCD display, 0.75 in (1.9 mm) digit height

Approvals:

c-Met E113986

Warranty:

Two-year limited

RL-PCT-10

Pediatric Circumference Tape

HEALTH SCALES



Standard Features

- Button to make tape retract around the measurement surface for accurate body measurements
- Easy-to-read measurements, inches on one side centimeters on the other side
- Compact and portable

Part Number/Price

Part #	Model #	Measuring Range	Est. Weight	Price
186608	RL-PCT-10	0 to 205 cm × 1 mm; 0 to 80 in × 1/8 in	1 lb	\$6.00



Standard Features

- Handrail for support and safety
- Two wheels for ease of portability
- Large 1-inch LCD display
- Nonskid platform
- Unit of measure toggle or locking
- Motiontrap™ movement compensation technology
- EHR capable
- Tare function
- Hold function
- BMI (body mass index) function
- Factory calibrated
- Optional height rod can be installed on-site

Specifications

Capacity:

800 × 0.2 lb (360 × 0.1 kg)

Platform Dimensions:

(W × L × H)
24 in x 24 in x 2.75 in

Height Rod Dimensions:

30 to 83.125 in (77 to 211 cm)

Power:

9 VDC, provided by six AA alkaline batteries (included) or AC adapter (optional)

Battery Type:

Six AA alkaline (included)

Battery Use:

25 hours continuous use with batteries
Automatic power-off can be configured

Display:

5-digit LCD display, 0.75 in (1.9 cm) digit height

Operating Temperature:

50 °F to 104 °F (10 °C to 40 °C)

Warranty:

Two-year limited

Part Number/Price

Part #	Model #	Capacity	Price
170139	260-10-1	800 × 0.2 lb (360 × 0.1 kg) with USB	\$1,175.00

Shipping Weight

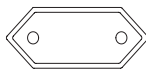
Part #	Model #	L × W × H	Package Wgt. (lb)	Dim Wgt. (lb)	Shipping Wgt. (lb)
170139	260-10-1	40 × 40 × 10 in	58	116	116
172958	Height rod	33 × 9 × 3 in	3	7	7

Options/Accessories

Part #	Description	Price
133077 †	9 VDC adapter, 120 V/230 V auto switching	\$25.00
102508 ††	9 VDC adapter, 230 V	\$30.00
172958	Height rod 30-83 in (77 to 210 cm)	\$75.00
81076	Epson TM-U220 tape printer	\$445.00
186830	Printer cable, 25-pin D-Sub male to RJ-45, 6 ft	\$69.00



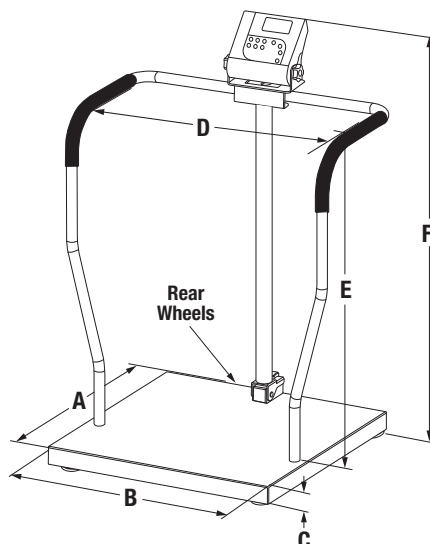
† NEMA 1-15 Plug



†† CEE 7/16 Plug

Dimensions

	Inches	Centimeters
A	24.0	61.0
B	24.0	61.0
C	2.75	7.0
D	25.5	65.0
E	33.5	85.0
F	43.0	109.0



250-10-2

Bariatric Handrail Scale

HEALTH SCALES



Model 250-10-2

Approvals



Part Number/Price

Part #	Model #	Capacity	Price
133119	250-10-2	1,000 × 0.2 lb (450 × 0.1 kg) with USB	\$1,285.00
194733	250-10-2BLE	1,000 × 0.2 lb (450 × 0.1 kg) Bluetooth® BLE 4.0	\$1,520.00

Shipping Weight


Part #	Model #	L × W × H	Package Wgt. (lb)	Dim Wgt. (lb)	Shipping Wgt. (lb)
133119	250-10-2	45 × 29 × 9 in	66	85	85
194733	250-10-2BLE	45 × 29 × 9 in	66	85	85

Options/Accessories

Part #	Description	Price
115655 †	9 VDC adapter, 120 V/230 V auto switching c-MET medical grade power supply	\$43.00
133077 †	9 VDC adapter, 120 V/230 V auto switching	\$25.00
102508 ††	9 VDC adapter, 230 V	\$30.00
81076	Epson TM-U220 tape printer	\$445.00
186830	Printer cable, 25-pin D-Sub male to RJ-45, 6 ft	\$69.00



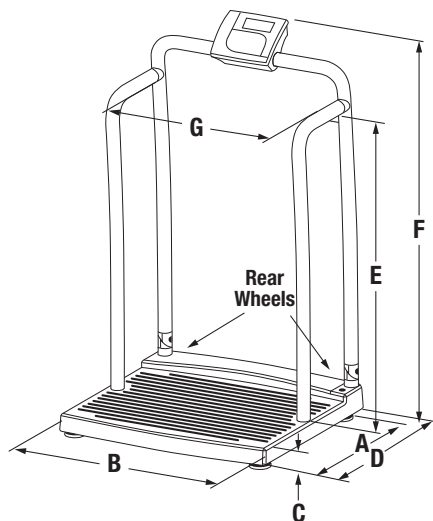
† NEMA 1-15 Plug



†† CEE 7/16 Plug

Dimensions

	Inches	Centimeters
A	20.0	50.8
B	25.0	63.5
C	3.0	7.6
D	25.0	63.5
E	34.0	86.4
F	44.5	113.0



Standard Features

- Handrail for support and safety
- Two wheels for ease of portability
- Large 1-inch LCD display
- Nonslip platform
- Unit of measure toggle or locking
- Motiontrap™ movement compensation technology
- EHR capable
- USB or Bluetooth® BLE 4.0 available, part number selectable
- Tare function
- Hold function
- BMI (body mass index) function
- Factory calibrated

Specifications

Capacity:

1,000 × 0.2 lb (450 × 0.1 kg)

Platform Dimensions:

(W × L × H) 20 × 25 × 3 in

Power:

9 VDC, provided by six AA alkaline batteries (included) or AC adapter (optional)

Battery Type:

Six AA alkaline (included)

Battery Use:

25 hours continuous use with batteries
Automatic power-off can be configured

Operating Temperature:

50 °F to 104 °F (10 °C to 40 °C)

Display:

5-digit LCD display, 0.75 in (1.9 cm) digit height

Approvals:

c-Met, E113986

Warranty:

Two-year limited



Model 250-10-4

20 INCH
SEAT WIDTH

Approvals



Part Number/Price

Part #	Model #	Capacity	Price
133120	250-10-4	1,000 × 0.2 lb (450 × 0.1 kg) with USB	\$2,030.00
194734	250-10-4BLE	1,000 × 0.2 lb (450 × 0.1 kg) Bluetooth® BLE 4.0	\$2,265.00

Shipping Weight


Part #	Model #	L × W × H	Package Wgt. (lb)	Dim Wgt. (lb)	Shipping Wgt. (lb)
133120	250-10-4	32 × 27 × 46 in	70	286	286
194734	250-10-4BLE	32 × 27 × 46 in	70	286	286

Options/Accessories

Part #	Description	Price
115655 †	9 VDC adapter, 120 V/230 V auto switching c-MET medical grade power supply	\$43.00
133077 †	9 VDC adapter, 120 V/230 V auto switching	\$25.00
102508 ††	9 VDC adapter, 230 V	\$30.00
81076	Epson TM-U220 tape printer	\$445.00
186830	Printer cable, 25-pin D-Sub male to RJ-45, 6 ft	\$69.00



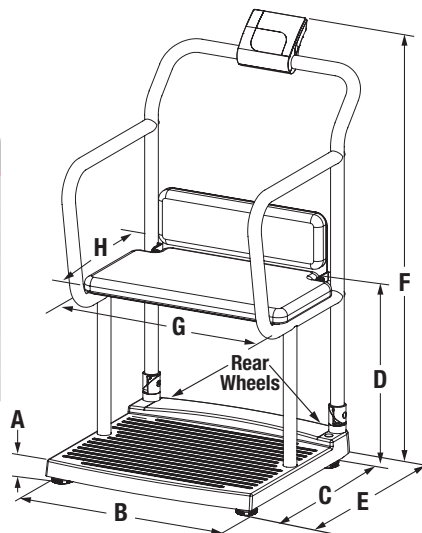
† NEMA 1-15 Plug



†† CEE 7/16 Plug

Dimensions

	Inches	Centimeters
A	3.0	7.6
B	25.7	65.3
C	25.2	64.0
D	21.6	54.9
E	32.0	81.1
F	47.5	120.7
G	20.0	50.8
H	12.0	30.5



Standard Features

- Handrail for support and safety
- Padded seat with backrest
- Two wheels for ease of portability
- Large 1-inch LCD display
- Nonslip platform
- Unit of measure toggle or locking
- Motiontrap™ movement compensation technology
- EHR capable
- USB or Bluetooth® BLE 4.0 available, part number selectable
- Tare function
- Hold function
- BMI (body mass index) function
- Factory calibrated

Specifications

Capacity:

1,000 × 0.2 lb (450 × 0.1 kg)

Platform Dimensions:

(W × L × H)

20 × 25 × 3 in

Power:

9 VDC, provided by six AA alkaline batteries (included) or AC adapter (optional)

Battery Type:

Six AA alkaline (included)

Battery Use:

25 hours continuous use with batteries
Automatic power-off can be configured

Operating Temperature:

50 °F to 104 °F (10 °C to 40 °C)

Display:

5-digit LCD display, 0.75 in (1.9 cm) digit height

Approvals:

c-Met, E113986

Warranty:

Two-year limited

RL-MCS

Mechanical Chair Scale

HEALTH SCALES



16 INCH
SEAT WIDTH

Standard Features

- Swing-up arms for easy access and exit
- Fold-up footrest
- Sturdy enameled, steel frame
- Dual read die-cast beam
- Polypropylene seat with ABS armrests
- Heavy-duty wheels - two back wheels lock, two front wheels swivel

Specifications

Capacity:

Lb only beam 450 lb × 4 oz
Kg only beam 200 kg × 100 g

Warranty:

Two-year limited

Part Number/Price

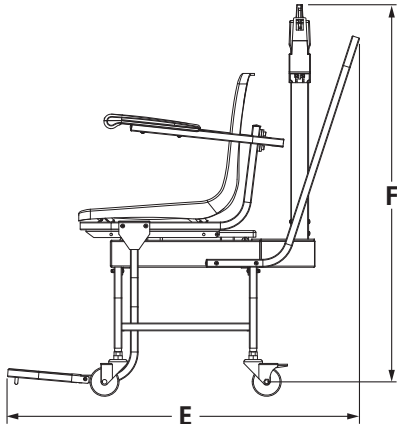
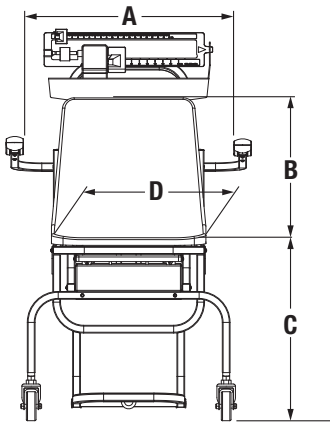
Part #	Model #	Capacity	Price
172098	RL-MCS-LB	450 lb × 4 oz	\$660.00
172099	RL-MCS-KG	200 kg × 100 g	\$660.00

Shipping Weight

Part #	Model #	L × W × H	Package Wgt. (lb)	Dim Wgt. (lb)	Shipping Wgt. (lb)
172098	RL-MCS-LB	29 × 25 × 25 in	79	131	131
172099	RL-MCS-KG	29 × 25 × 25 in	79	131	131

Dimensions

	Inches	Centimeters
A	21.5	54.6
B	14.2	36.1
C	14.8	37.6
D	16.0	40.6
E	35.7	90.7
F	38.4	97.5





Model 560-10-1

Standard Features

- Enameled tubular steel frame
- Four heavy-duty caster wheels (rear wheels locking)
- Swing-up arms
- Side-folding footrests
- Molded seat
- Large 1-inch LCD display
- Unit of measure toggle or locking
- Motiontrap™ movement compensation technology
- EHR capable
- Tare function
- Hold function
- BMI (body mass index) function
- Factory calibrated

Specifications

Capacity:

660 × 0.2 lb (300 × 0.1 kg)

Display:

5-digit LCD display, 0.75 in (1.9 cm) digit height

Power:

9 VDC provided by six AA alkaline batteries (included) or 120 V/230 VAC adapter (optional)

Battery Type:

Six AA alkaline (included)

Battery Use:

25 hours continuous use with batteries
Automatic power-off can be configured

Warranty:

Two-year limited

Part Number/Price

Part #	Model #	Capacity	Price
166644	560-10-1	660 × 0.2 lb (300 × 0.1 kg)	\$1,175.00

Shipping Weight

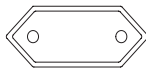
Part #	Model #	L × W × H	Package Wgt. (lb)	Dim Wgt. (lb)	Shipping Wgt. (lb)
166644	560-10-1	33 × 23 × 27 in	65	148	148

Options/Accessories

Part #	Description	Price
133077 †	9 VDC adapter, 120 V/230 V auto switching	\$25.00
102508 ††	9 VDC adapter, 230 V	\$30.00
81076	Epson TM-U220 tape printer	\$445.00
186830	Printer cable, 25-pin D-Sub male to RJ-45, 6 ft	\$69.00



† NEMA 1-15 Plug

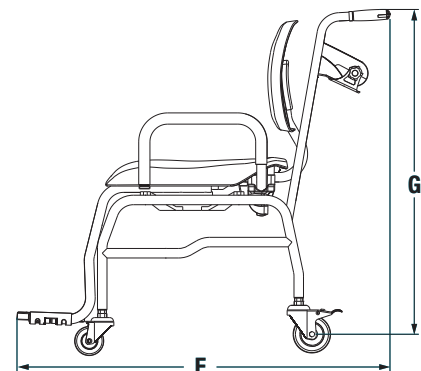
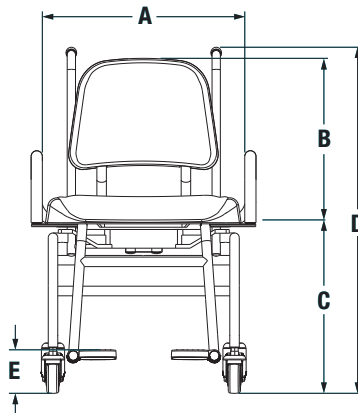


†† CEE 7/16 Plug



Dimensions

	Inches	Centimeters
A	20.1	51.1
B	17.3	44.0
C	20.1	51.1
D	36.4	92.5
E	5.9	15.0
F	42.9	109.0
G	34.6	88.0



550-10-1

Digital Chair Scale

HEALTH SCALES



Model 550-10-1

Approvals



Part Number/Price

Part #	Model #	Capacity	Price
119114	550-10-1	660 × 0.2 lb (300 × 0.1 kg) with USB	\$1,125.00
194740	550-10-1BLE	660 × 0.2 lb (300 × 0.1 kg) with Bluetooth® BLE 4.0	\$1,360.00

Shipping Weight

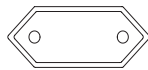
Part #	Model #	L × W × H	Package Wgt. (lb)	Dim Wgt. (lb)	Shipping Wgt. (lb)
119114	550-10-1	29 × 27 × 29 in	54	164	164
194740	550-10-1BLE	29 × 27 × 29 in	54	164	164

Options/Accessories

Part #	Description	Price
115655 †	9 VDC adapter, 120 V/230 V auto switching c-MET medical grade power supply	\$43.00
133077 †	9 VDC adapter, 120 V/230 V auto switching	\$25.00
102508 ††	9 VDC adapter, 230 V	\$30.00
81076	Epson TM-U220 tape printer	\$445.00
186830	Printer cable, 25-pin D-Sub male to RJ-45, 6 ft	\$69.00



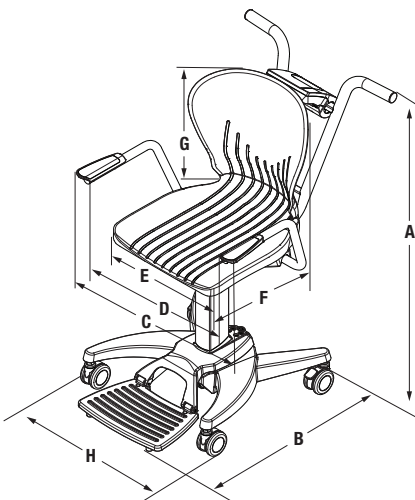
† NEMA 1-15 Plug



†† CEE 7/16 Plug

Dimensions

	Inches	Centimeters
A	37.4	95.0
B	33.4	85.0
C	25.2	64.0
D	20.5	52.0
E	17.0	43.2
F	16.0	40.6
G	17.0	43.2



Standard Features

- Enameled tubular steel frame
- Four heavy-duty locking caster wheels
- Swing-up arms
- Flip-up footrest
- Large 1-inch LCD display
- Unit of measure toggle or locking
- Motiontrap™ movement compensation technology
- EHR capable
- USB or Bluetooth® BLE 4.0 available, part number selectable
- Tare function
- Hold function
- BMI (body mass index) function
- Factory calibrated

Specifications

Capacity:

660 × 0.2 lb (300 × 0.1 kg)

Power:

9 VDC provided by six AA alkaline batteries (included) or 120 V/230 VAC adapter (optional)

Battery Type:

Six AA alkaline (included)

Battery Use:

25 hours continuous use with batteries
Automatic power-off can be configured

Display:

5-digit LCD display, 0.75 in (1.9 cm) digit height

Operating Temperature:

50 °F to 104 °F (10 °C to 40 °C)

Approvals:

c-Met, E113986

Warranty:

Two-year limited

350-10-3M

Dual-ramp Wheelchair Scale

HEALTH SCALES



Model 350-10-3M

METAL PLATFORM

Standard Features

- Two wheels for portability
- Dual ramp
- Nonslip platform
- Large 1-inch LCD display
- Motiontrap™ movement compensation technology
- Unit of measure toggle or locking
- EHR capable
- USB or Bluetooth® BLE 4.0 available, part number selectable
- Tare function
- Hold function
- BMI (body mass index) function
- Factory calibrated
- Easy to store, folded depth is 11.75 in

Specifications

Capacity:

1,000 × 0.2 lb (450 × 0.1 kg)

Platform Dimensions:

(W × L × H)

31.5 × 29.5 × 3.2 in

Power:

9 VDC, provided by six AA alkaline batteries (included) or AC adapter (optional)

Battery Type:

Six AA alkaline (included)

Battery Use:

25 hours of continuous use with batteries
Automatic power-off can be configured

Operating Temperature:

50 °F to 104 °F (10 °C to 40 °C)

Display:

5-digit LCD display, 0.75 in (1.9 mm) digit height

Approvals:

c-Met, E113986

Warranty:

Two-year limited

Approvals



Part Number/Price

Part #	Model #	Capacity	Price
193956	350-10-3M	1,000 × 0.2 lb (450 × 0.1 kg) with USB	\$2,165.00
203910	350-10-3MBLE	1,000 × 0.2 lb (450 × 0.1 kg) with Bluetooth® BLE 4.0	\$2,400.00

Shipping Weight


Part #	Model #	L × W × H	Package Wgt. (lb)	Dim Wgt. (lb)	Shipping Wgt. (lb)
193956	350-10-3M	51 × 42 × 14 in	102	216	216
203910	350-10-3MBLE	51 × 42 × 14 in	102	216	216

Options/Accessories

Part #	Description	Price
115655 †	9 VDC adapter, 120 V/230 V auto switching c-MET medical grade power supply	\$43.00
133077 †	9 VDC adapter, 120 V/230 V auto switching	\$25.00
102508 ††	9 VDC adapter, 230 V	\$30.00
81076	Epson TM-U220 tape printer	\$445.00
186830	Printer cable, 25-pin D-Sub male to RJ-45, 6 ft	\$69.00



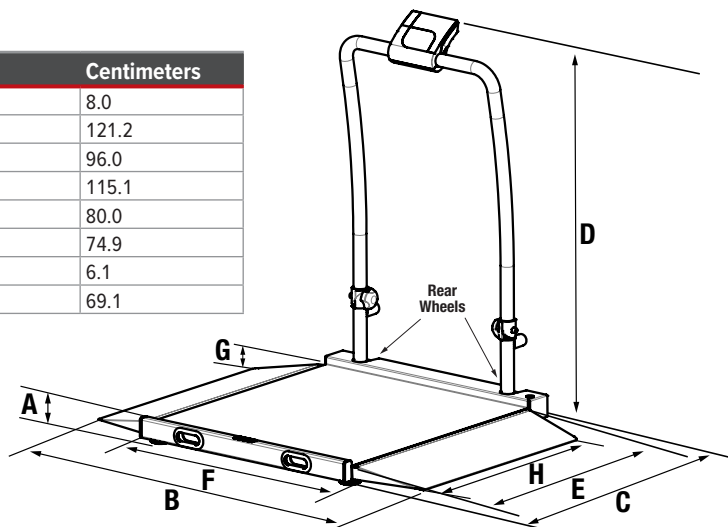
† NEMA 1-15 Plug



†† CEE 7/16 Plug

Dimensions

	Inches	Centimeters
A	3.15	8.0
B	47.7	121.2
C	37.8	96.0
D	45.3	115.1
E	31.5	80.0
F	29.5	74.9
G	2.4	6.1
H	27.2	69.1



Wheelchair scale in folded position

350-10-2

Single-Ramp Wheelchair Scale



Standard Features

- Two wheels for portability
- Single ramp
- Nonslip platform
- Large 1-inch LCD display
- Motiontrap™ movement compensation technology
- Unit of measure toggle or locking
- EHR capable
- USB or Bluetooth® BLE 4.0 available, part number selectable
- Tare function
- Hold function
- BMI (body mass index) function
- Factory calibrated
- Easy to store, folded depth is 11.75 in

Specifications

Capacity:

1,000 × 0.2 lb (450 × 0.1 kg)

Platform Dimensions Without Ramps:

(W × L × H)

32.0 × 29.5 × 2.4 in

Power:

9 VDC, provided by six AA alkaline batteries (included) or AC adapter (optional)

Battery Type:

Six AA alkaline (included)

Battery Use:

25 hours of continuous use with batteries
Automatic power-off can be configured

Operating Temperature:

50 °F to 104 °F (10 °C to 40 °C)

Display:

5-digit LCD display, 0.75 in (1.9 mm) digit height

Approvals:

c-Met, E113986

Warranty:

Two-year limited

Approvals



Part Number/Price

Part #	Model #	Capacity	Price
141445	350-10-2	1,000 × 0.2 lb (450 × 0.1 kg) with USB	\$1,285.00
194739	350-10-2BLE	1,000 × 0.2 lb (450 × 0.1 kg) with Bluetooth® BLE 4.0	\$1,520.00

Shipping Weight

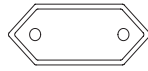
Part #	Model #	L × W × H	Package Wgt. (lb)	Dim Wgt. (lb)	Shipping Wgt. (lb)
141445	350-10-2	42 × 41 × 14 in	90	174	174
194739	350-10-2BLE	42 × 41 × 14 in	90	174	174

Options/Accessories

Part #	Description	Price
115655 †	9 VDC adapter, 120 V/230 V auto switching c-MET medical grade power supply	\$43.00
133077 †	9 VDC adapter, 120 V/230 V auto switching	\$25.00
102508 ††	9 VDC adapter, 230 V	\$30.00
81076	Epson TM-U220 tape printer	\$445.00
186830	Printer cable, 25-pin D-Sub male to RJ-45, 6 ft	\$69.00



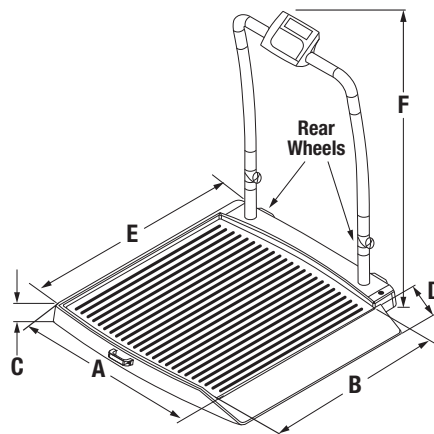
† NEMA 1-15 Plug



†† CEE 7/16 Plug

Dimensions

	Inches	Centimeters
A	29.5	74.9
B	32.0	81.3
C	2.4	6.1
D	9.3	23.5
E	37.5	95.3
F	45.0	114.3



Wheelchair scale in folded position



Approvals



Part Number/Price

Part #	Model #	Capacity	Price
141446	350-10-7	1,000 × 0.2 lb (450 × 0.1 kg) with USB	\$1,225.00
194738	350-10-7BLE	1,000 × 0.2 lb (450 × 0.1 kg) with Bluetooth® BLE 4.0	\$1,460.00

Shipping Weight

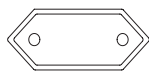
Part #	Model #	L × W × H	Package Wgt. (lb)	Dim Wgt. (lb)	Shipping Wgt. (lb)
141446	350-10-7	45 × 44 × 7 in	78	100	100
194738	350-10-7BLE	45 × 44 × 7 in	78	100	100

Options/Accessories

Part #	Description	Price
115655 †	9 VDC adapter, 120 V/230 V auto switching c-MET medical grade power supply	\$43.00
133077 †	9 VDC adapter, 120 V/230 V auto switching	\$25.00
102508 ††	9 VDC adapter, 230 V	\$30.00
81076	Epson TM-U220 tape printer	\$445.00
186830	Printer cable, 25-pin D-Sub male to RJ-45, 6 ft	\$69.00



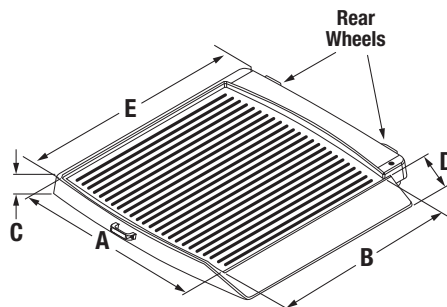
† NEMA 1-15 Plug



†† CEE 7/16 Plug

Dimensions

	Inches	Centimeters
A	29.5	74.9
B	32.0	81.3
C	2.4	6.1
D	9.3	23.5
E	37.5	95.3



Standard Features

- Two wheels for portability
- Single ramp
- Nonslip platform
- Large 1-inch LCD display
- Motiontrap™ movement compensation technology
- Unit of measure toggle or locking
- EHR capable
- USB or Bluetooth® BLE 4.0 available, part number selectable
- Tare function
- Hold function
- BMI (body mass index) function
- Factory calibrated

Specifications

Capacity:

1,000 × 0.2 lb (450 × 0.1 kg)

Platform Dimensions Without Ramps:

(W × L × H)

32.0 × 29.5 × 2.4 in

Power:

9 VDC, provided by six AA alkaline batteries (included) or AC adapter (optional)

Battery Type:

Six AA alkaline (included)

Battery Use:

25 hours of continuous use with batteries
Automatic power-off can be configured

Operating Temperature:

50 °F to 104 °F (10 °C to 40 °C)

Cable Length:

7 ft (2.1 m) cable between scale base and indicator

Display:

5-digit LCD display, 0.75 in (1.9 mm) digit height

Approvals:

c-Met, E113986

Warranty:

Two-year limited

350-10-3

Dual-ramp Wheelchair Scale

Model 350-10-3



WITH HANDRAIL

Approvals



Part Number/Price

Part #	Model #	Capacity	Price
141447	350-10-3	1,000 × 0.2 lb (450 × 0.1 kg) with USB	\$1,970.00
194736	350-10-3BLE	1,000 × 0.2 lb (450 × 0.1 kg) with Bluetooth® BLE 4.0	\$2,205.00

Shipping Weight

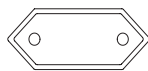
Part #	Model #	L × W × H	Package Wgt. (lb)	Dim Wgt. (lb)	Shipping Wgt. (lb)
141447	350-10-3	51 × 42 × 14 in	102	216	216
194736	350-10-3BLE	51 × 42 × 14 in	102	216	216

Options/Accessories

Part #	Description	Price
115655 †	9 VDC adapter, 120 V/230 V auto switching c-MET medical grade power supply	\$43.00
133077 †	9 VDC adapter, 120 V/230 V auto switching	\$25.00
102508 ††	9 VDC adapter, 230 V	\$30.00
81076	Epson TM-U220 tape printer	\$445.00
186830	Printer cable, 25-pin D-Sub male to RJ-45, 6 ft	\$69.00



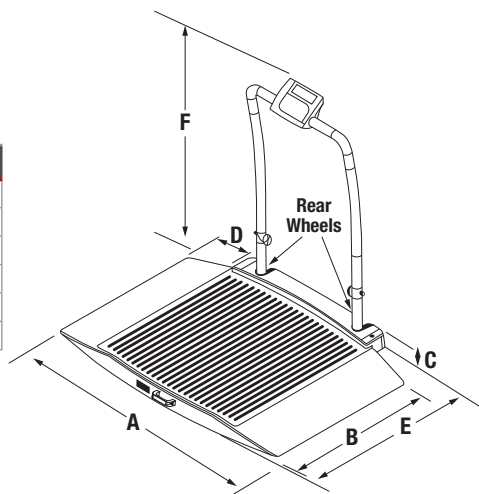
† NEMA 1-15 Plug



†† CEE 7/16 Plug

Dimensions

	Inches	Centimeters
A	48.5	123.2
B	32.0	81.3
C	2.4	6.1
D	9.3	23.6
E	38.0	96.5
F	45.0	114.3



Standard Features

- Two wheels for portability
- Dual ramp
- Nonslip platform
- Large 1-inch LCD display
- Motiontrap™ movement compensation technology
- Unit of measure toggle or locking
- EHR capable
- USB or Bluetooth® BLE 4.0 available, part number selectable
- Tare function
- Hold function
- BMI (body mass index) function
- Factory calibrated
- Easy to store, folded depth is 11.75 in

Specifications

Capacity:

1,000 × 0.2 lb (450 × 0.1 kg)

Platform Dimensions Without Ramps:

(W × L × H)

32.0 × 29.5 × 2.4 in

Power:

9 VDC, provided by six AA alkaline batteries (included) or AC adapter (optional)

Battery Type:

Six AA alkaline (included)

Battery Use:

25 hours of continuous use with batteries
Automatic power-off can be configured

Operating Temperature:

50 °F to 104 °F (10 °C to 40 °C)

Display:

5-digit LCD display, 0.75 in (1.9 mm) digit height

Approvals:

c-Met, E113986

Warranty:

Two-year limited



Wheelchair scale in folded position



Approvals



Part Number/Price

Part #	Model #	Capacity	Price
141448	350-10-4	1,000 × 0.2 lb (450 × 0.1 kg) with USB	\$2,830.00
194737	350-10-4BLE	1,000 × 0.2 lb (450 × 0.1 kg) with Bluetooth® BLE 4.0	\$3,065.00

Shipping Weight


Part #	Model #	L × W × H	Package Wgt. (lb)	Dim Wgt. (lb)	Shipping Wgt. (lb)
141448	350-10-4	51 × 43 × 21 in	132	332	332
194737	350-10-4BLE	51 × 43 × 21 in	132	332	332

Options/Accessories

Part #	Description	Price
115655 †	9 VDC adapter, 120 V/230 V auto switching c-MET medical grade power supply	\$43.00
133077 †	9 VDC adapter, 120 V/230 V auto switching	\$25.00
102508 ††	9 VDC adapter, 230 V	\$30.00
81076	Epson TM-U220 tape printer	\$445.00
186830	Printer cable, 25-pin D-Sub male to RJ-45, 6 ft	\$69.00



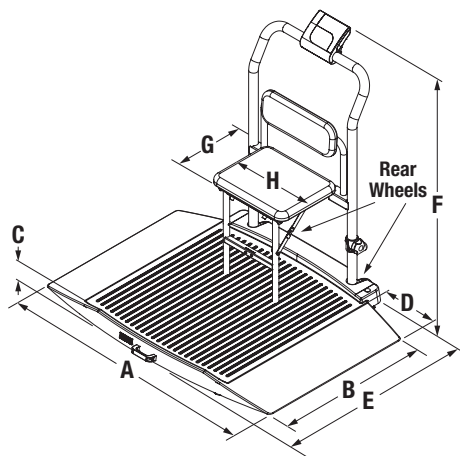
† NEMA 1-15 Plug



†† CEE 7/16 Plug

Dimensions

	Inches	Centimeters
A	48.5	123.2
B	32.0	81.3
C	2.4	6.1
D	9.3	23.6
E	38.0	96.5
F	45.0	114.3
G	6.3	16.0
H	12.0	30.5



Standard Features

- Two wheels for portability
- Dual ramp
- Nonslip platform
- Fold-away padded seat with backrest
- Large 1-inch LCD display
- Motiontrap™ movement compensation technology
- Unit of measure toggle or locking
- EHR capable
- USB or Bluetooth® BLE 4.0 available, part number selectable
- Tare function
- Hold function
- BMI (body mass index) function
- Factory calibrated
- Easy to store, folded depth is 11.75 in

Specifications

Capacity:

1,000 × 0.2 lb (450 × 0.1 kg)

Platform Dimensions Without Ramps:

(W × L × H)

32.0 × 29.5 × 2.4 in

Power:

9 VDC, provided by six AA alkaline batteries (included) or AC adapter (optional)

Battery Type:

Six AA alkaline (included)

Battery Use:

25 hours of continuous use with batteries
Automatic power-off can be configured

Operating Temperature:

50 °F to 104 °F (14 °C to 40 °C)

Display:

5-digit LCD display, 0.75 in (1.9 mm) digit height

Approvals:

c-Met, E113986

Warranty:

Two-year limited



Wheelchair scale in folded position

350-10-8

Dual-ramp Wheelchair Platform Scale



Model 350-10-8

Approvals



Part Number/Price

Part #	Model #	Capacity	Price
141449	350-10-8	1,000 × 0.2 lb (450 × 0.1 kg) with USB	\$1,935.00
194735	350-10-8BLE	1,000 × 0.2 lb (450 × 0.1 kg) with Bluetooth® BLE 4.0	\$2,170.00

Shipping Weight

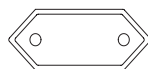
Part #	Model #	L × W × H	Package Wgt. (lb)	Dim Wgt. (lb)	Shipping Wgt. (lb)
141449	350-10-8	53 × 45 × 7 in	86	121	121
194735	350-10-8BLE	53 × 45 × 7 in	86	121	121

Options/Accessories

Part #	Description	Price
115655 †	9 VDC adapter, 120 V/230 V auto switching c-MET medical grade power supply	\$43.00
133077 †	9 VDC adapter, 120 V/230 V auto switching	\$25.00
102508 ††	9 VDC adapter, 230 V	\$30.00
81076	Epson TM-U220 tape printer	\$445.00
186830	Printer cable, 25-pin D-Sub male to RJ-45, 6 ft	\$69.00



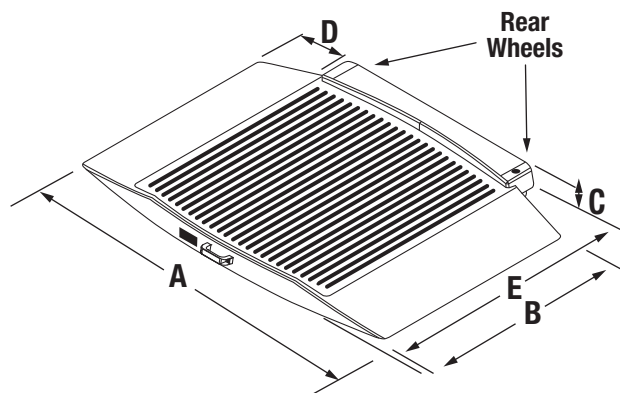
† NEMA 1-15 Plug



†† CEE 7/16 Plug

Dimensions

	Inches	Centimeters
A	48.5	123.2
B	32.0	81.3
C	2.4	6.1
D	9.3	23.6
E	38.0	96.5



Standard Features

- Two wheels for portability
- Dual ramp
- Nonslip platform
- Large 1-inch LCD display
- Motiontrap™ movement compensation technology
- Unit of measure toggle or locking
- EHR capable
- USB or Bluetooth® BLE 4.0 available, part number selectable
- Tare function
- Hold function
- BMI (body mass index) function
- Factory calibrated

Specifications

Capacity:

1,000 × 0.2 lb (450 × 0.1 kg)

Platform Dimensions Without Ramps:

(L × W × H)

29.5 × 32.0 × 2.4 in

Power:

9 VDC, provided by six AA alkaline batteries (included) or AC adapter (optional)

Battery Type:

Six AA alkaline (included)

Battery Use:

25 hours of continuous use with batteries
Automatic power-off can be configured

Operating Temperature:

50 °F to 104 °F (10 °C to 40 °C)

Cable Length:

7 ft (2.1 m) cable between scale base and indicator

Display:


5-digit LCD display, 0.75 in (1.9 mm) digit height

Approvals:

c-Met, E113986

Warranty:

Two-year limited



Model RL-350-5

Approvals



Part Number/Price

Part #	Model #	Capacity	Price
150703	RL-350-5	1,000 × 0.2 lb (450 × 0.1 kg) with USB	\$2,130.00
205976	RL-350-5BLE	1,000 × 0.2 lb (450 × 0.1 kg) with Bluetooth® BLE 4.0	\$2,365.00

Shipping Weight


Part #	Model #	L × W × H	Package Wgt. (lb)	Dim Wgt. (lb)	Shipping Wgt. (lb)
150703	RL-350-5	43 × 43 × 11 in	162	147	162
205976	RL-350-5BLE	43 × 43 × 11 in	162	147	162

Options/Accessories

Part #	Description	Price
133077 †	9 VDC adapter, 120 V/230 V auto switching	\$25.00
102508 ††	9 VDC adapter, 230 V	\$30.00
81076	Epson TM-U220 tape printer	\$445.00
186830	Printer cable, 25-pin D-Sub male to RJ-45, 6 ft	\$69.00



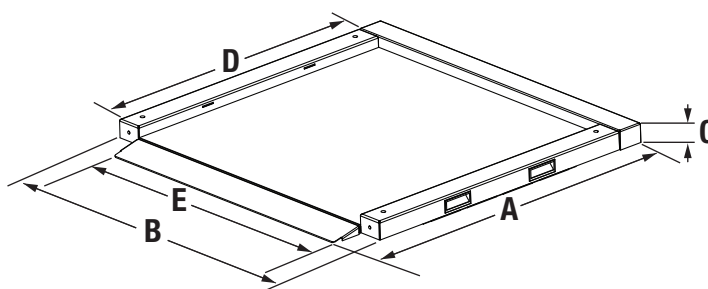
† NEMA 1-15 Plug



†† CEE 7/16 Plug

Dimensions

	Inches	Centimeters
A	41.0	104.1
B	40.0	101.6
C	2.2	5.6
D	34.0	86.4
E	34.0	86.4



Standard Features

- Integrated handles and wheels for easy transport
- Single ramp
- Large, stable scale base
- Metal nonslip platform
- Large 1-inch LCD display
- Motiontrap™ movement compensation technology
- Unit of measure toggle or locking
- EHR capable
- USB or Bluetooth® BLE 4.0 available, part number selectable
- Tare function
- Hold function
- BMI (body mass index) function

Specifications

Capacity:

1,000 × 0.2 lb (450 × 0.1 kg)

Platform Dimensions Without Ramps:

(L × W × H)

34.0 × 34.0 × 2.2 in

Power:

9 VDC, provided by six AA alkaline batteries (included) or AC adapter (optional)

Battery Type:

Six AA alkaline (included)

Battery Use:

25 hours of continuous use with batteries
Automatic power-off can be configured

Operating Temperature:

50 °F to 104 °F (10 °C to 40 °C)

Cable Length:

9 ft (2.7 m) cable between scale base and indicator

Display:

5-digit LCD display, 0.75 in (1.9 mm) digit height

Approvals:


c-Met, E113986

Warranty:

Two-year limited

RL-350-6

Dual-ramp Portable Bariatric Wheelchair Scale



RL-350-6

Approvals



Part Number/Price

Part #	Model #	Capacity	Price
150704	RL-350-6	1,000 × 0.2 lb (450 × 0.1 kg) with USB	\$2,130.00
205974	RL-350-6BLE	1,000 × 0.2 lb (450 × 0.1 kg) with Bluetooth® BLE 4.0	\$2,365.00

Shipping Weight


Part #	Model #	L × W × H	Package Wgt. (lb)	Dim Wgt. (lb)	Shipping Wgt. (lb)
150704	RL-350-6	43 × 43 × 11 in	154	147	154
205974	RL-350-6BLE	43 × 43 × 11 in	154	147	154

Options/Accessories

Part #	Description	Price
133077 †	9 VDC adapter, 120 V/230 V auto switching	\$25.00
102508 ††	9 VDC adapter, 230 V	\$30.00
81076	Epson TM-U220 tape printer	\$445.00
186830	Printer cable, 25-pin D-Sub male to RJ-45, 6 ft	\$69.00



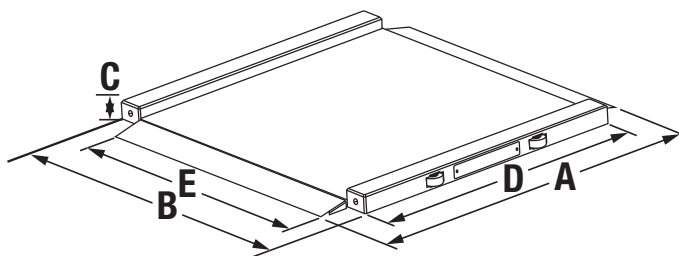
† NEMA 1-15 Plug



†† CEE 7/16 Plug

Dimensions

	Inches	Centimeters
A	41.0	104.1
B	40.0	101.6
C	2.2	5.6
D	34.0	86.4
E	34.0	86.4



Standard Features

- Integrated handles and wheels for easy transport
- Dual ramp
- Large, stable scale base
- Metal nonslip platform
- Large 1-inch LCD display
- Unit of measure toggle or locking
- Motiontrap™ movement compensation technology
- EHR capable
- USB or Bluetooth® BLE 4.0 available, part number selectable
- Tare function
- Hold function
- BMI (body mass index) function

Specifications

Capacity:

1,000 × 0.2 lb (450 × 0.1 kg)

Platform Dimensions Without Ramps:

(W × L × H)

34.0 × 34.0 × 2.2 in

Power:

9 VDC, provided by six AA alkaline batteries (included) or AC adapter (optional)

Battery Type:

Six AA alkaline (included)

Battery Use:

25 hours of continuous use with batteries
Automatic power-off can be configured

Operating Temperature:

50 °F to 104 °F (10 °C to 40 °C)

Cable Length:

9 ft (2.7 m) cable between scale base and indicator

Display:

5-digit LCD display, 0.75 in (1.9 mm) digit height

Approvals:

c-Met, E113986


Warranty:

Two-year limited

SB-1150 Summit™

Bariatric Wheelchair Scale

HEALTH SCALES



Model SB-1150

Approvals



pending

Part Number/Price

Part #	Model #	Capacity	Price
150706	SB-1150	1,000 × 0.2 lb (450 × 0.1 kg) with USB	\$1,950.00
205977	SB-1150BLE	1,000 × 0.2 lb (450 × 0.1 kg) with Bluetooth® BLE 4.0	\$2,185.00

Shipping Weight

Part #	Model #	L × W × H	Package Wgt. (lb)	Dim Wgt. (lb)	Shipping Wgt. (lb)
150706	SB-1150	49 × 48 × 24 in	363	407	407
205977	SB-1150BLE	49 × 48 × 24 in	363	407	407

Options/Accessories

Part #	Description	Price
133077 †	9 VDC adapter, 120 V/230 V auto switching	\$25.00
102508 ††	9 VDC adapter, 230 V	\$30.00
81076	Epson TM-U220 tape printer	\$445.00
186830	Printer cable, 25-pin D-Sub male to RJ-45, 6 ft	\$69.00



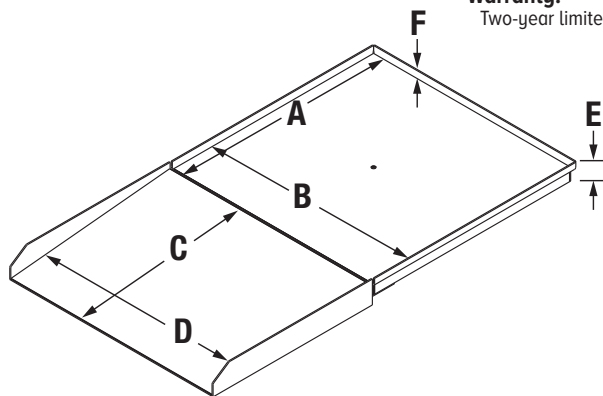
† NEMA 1-15 Plug



†† CEE 7/16 Plug

Dimensions

	Inches	Centimeters
A	36.0	91.4
B	36.0	91.4
C	28.5	72.4
D	36.0	91.4
E	4.0	10.2
F	1.0	2.5



Standard Features

- Heavy-duty mild steel construction
- Single ramp
- Large 1-inch LCD display
- Metal nonslip platform
- Motiontrap™ movement compensation technology
- Unit of measure toggle or locking
- EHR capable
- USB or Bluetooth® BLE 4.0 available, part number selectable
- Tare function
- Hold function
- BMI (body mass index) function
- Factory calibrated

Specifications

Capacity:

1,000 × 0.2 lb (450 × 0.1 kg)

Platform Dimensions:

(L × W × H)

36.0 × 36.0 × 4.0 in

Ramp Dimensions:

(L × W × H)

36.0 × 28.5 × 4.0 in

Display:

5-digit LCD display, 0.75 in (1.9 mm) digit height

Power:

9 VDC, provided by six AA alkaline batteries (included) or AC adapter (optional)

Battery Type:

Six AA alkaline (included)

Battery Use:

25 hours continuous use with batteries
Automatic power-off can be configured

Operating Temperature:

50 °F to 104 °F (10 °C to 40 °C)

Cable Length:

10 ft (3.1 m) cable between scale base and indicator

Approvals:

c-Met (pending)

Warranty:

Two-year limited

SD-1150-WP

Dialysis Wheelchair Scale

Wall mounted indicator, cable
enclosed in customer
supplied conduit.



Model SD-1150-WP

Standard Features

- Package includes scale, pit frame, handrail and indicator
- Heavy-duty mild steel construction
- Handrail for added patient safety
- Large 1-inch LCD display
- Unit of measure toggle or locking
- Motiontrap™ movement compensation technology
- EHR capable
- USB or Bluetooth® BLE 4.0 available, part number selectable
- Tare function
- Hold function
- BMI (body mass index) function
- Factory calibrated

Specifications

Capacity:

1,000 × 0.2 lb (450 × 0.1 kg)

Platform Dimensions:

(W × L × H)
36 × 36 × 3 in

Power:

9 VDC, provided by six AA alkaline batteries (included) or AC adapter (optional)

Battery Type:

Six AA alkaline (included)

Battery Use:

25 hours continuous use with batteries
Automatic power-off can be configured

Operating Temperature:

50 °F to 104 °F (10 °C to 40 °C)

Display:

5-digit LCD display, 0.75 in (1.9 mm) digit height

Approvals:

c-Met, E113986

Warranty:

Two-year limited

Approvals



Part Number/Price

Part #	Model #	Capacity	Price
150707	SD-1150-WP	1,000 × 0.2 lb (450 × 0.1 kg) with USB	\$2,255.00
205978	SD-1150-WPBLE	1,000 × 0.2 lb (450 × 0.1 kg) with Bluetooth® BLE 4.0	\$2,490.00

Shipping Weight

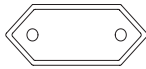
Part #	Model #	L × W × H	Package Wgt. (lb)	Dim Wgt. (lb)	Shipping Wgt. (lb)
150707	SD-1150-WP	40 × 39 × 15 in	246	169	246
205978	SD-1150-WPBLE	40 × 39 × 15 in	246	169	246

Options/Accessories

Part #	Description	Price
133077 †	9 VDC adapter, 120 V/230 V auto switching	\$25.00
102508 ††	9 VDC adapter, 230 V	\$30.00
81076	Epson TM-U220 tape printer	\$445.00
186830	Printer cable, 25-pin D-Sub male to RJ-45, 6 ft	\$69.00



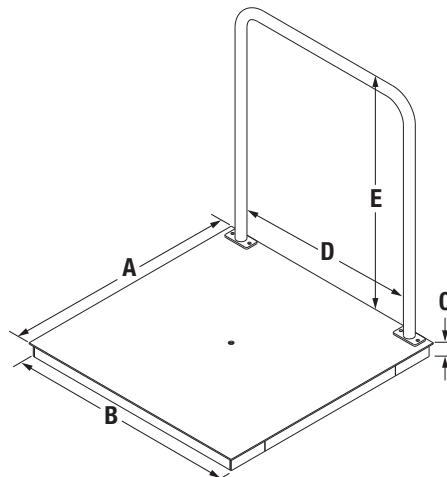
† NEMA 1-15 Plug



†† CEE 7/16 Plug

Dimensions

	Inches	Centimeters
A	36.0	91.4
B	36.0	91.4
C	3.0	7.6
D	31.5	80.0
E	37.0	94.0



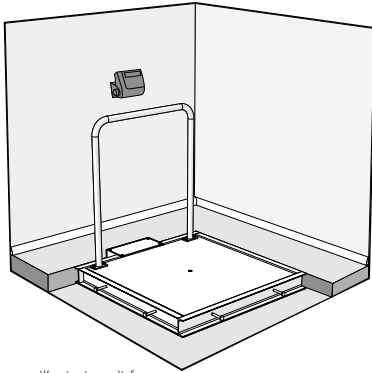
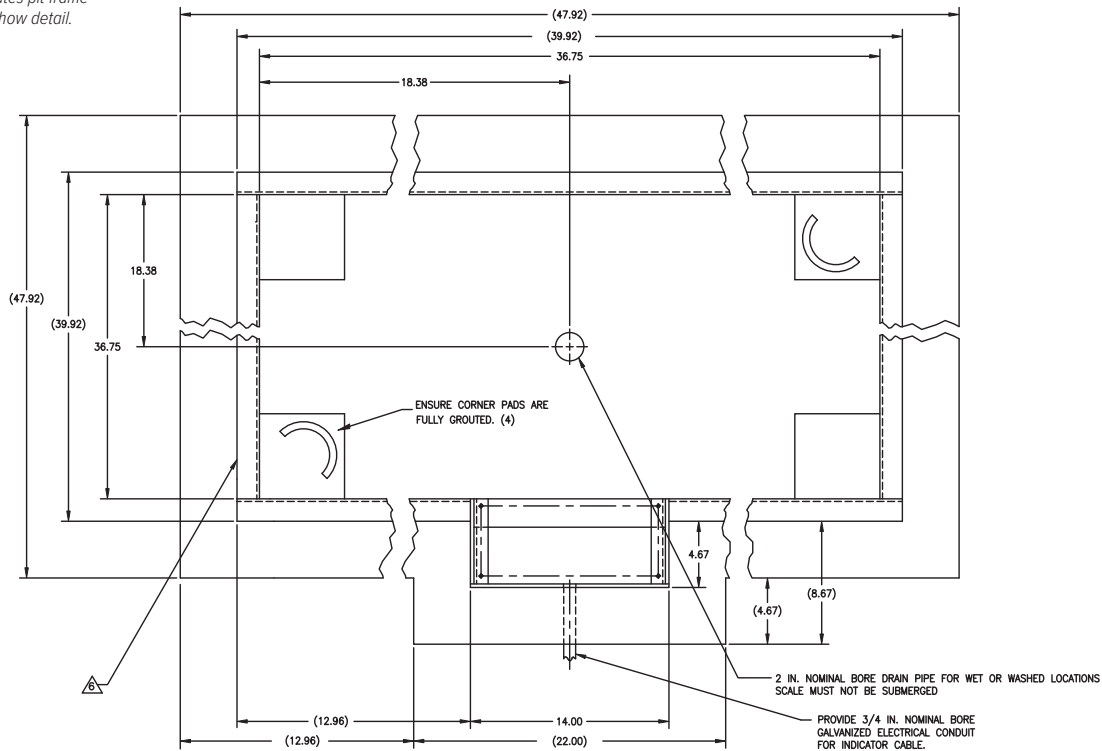
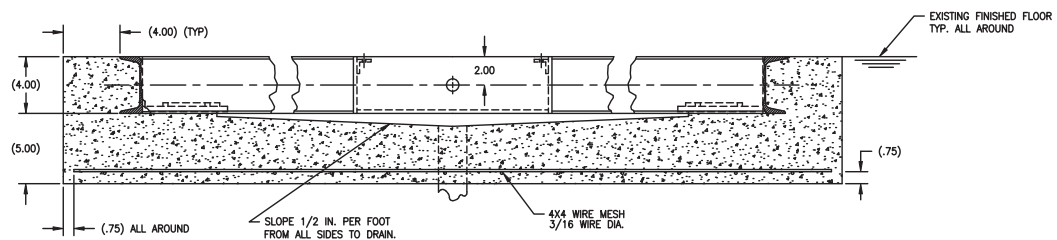


Image illustrates pit frame exposed to show detail.



NOTE: HANDRAIL ON SCALE WILL MOUNT ON SAME SIDE AS JUNCTION BOX POCKET



NOTE:

1. USE CONCRETE OF MINIMUM YIELD STRENGTH 5000 PSI OR 6-BAG MIX.
 2. ALLOW 7 DAYS TO CURE. WET CONCRETE PERIODICALLY DURING THIS TIME.
 3. DIMENSIONS SHOWN ASSUME FIRM, STABLE SOIL CONDITIONS. WHEN SOIL CONDITIONS ARE NOT ADEQUATE, PLACE FOUNDATION AT SUFFICIENT DEPTH.
 4. IN WET OR WASHDOWN APPLICATIONS WE RECOMMEND THE USE OF HERMETICALLY SEALED LOAD CELLS, AND THAT THE JUNCTION BOX BE MOUNTED REMOTELY IN A DRY LOCATION.
 5. WIRE MESH TO HAVE MINIMUM .75 COVER BOTTOM AND SIDES.
- △ ON STAINLESS STEEL VERSIONS, TWO PIECES OF 2 INCH ANGLE WILL BE SUBSTITUTED FOR THE 4 INCH CHANNEL.

350-10-8S

Digital Stretcher Scale

HEALTH SCALES



Model 350-10-8S

Standard Features

- Two wheels for portability
- Dual ramp
- Metal nonslip platform
- Safety side rails
- Push-button LCD display
- Motiontrap™ movement compensation technology
- Unit of measure toggle or locking
- EHR capable
- USB or Bluetooth BLE 4.0 available, part number selectable
- Tare function
- Hold function
- BMI (body mass index) function
- Factory calibrated

Specifications

Capacity:

1,000 × 0.2 lb (450 × 0.1 kg)

Platform Dimensions Without Ramps:

(W × L × H)

35.0 × 29.5 × 2.4 in

Platform Dimensions with

Wheels and Ramps:

(W × L × H)

34.2 × 63.7 × 3.7 in

Power:

9 VDC, provided by six AA alkaline batteries (included) or AC adapter (optional)

Battery Type:

Six AA alkaline (included)

Battery Use:

25 hours continuous use with batteries
Automatic power-off can be configured

Operating Temperature:

50 °F to 104 °F (10 °C to 40 °C)

Cable Length:

7 ft (2.1 m) cable between scale base and indicator

Display:

5-digit LCD display, 0.75 in (1.9 cm) digit height

Approvals:

c-Met, E113986

Warranty:

Two-year limited

Part Number/Price

Part #	Model #	Capacity	Price
203622	350-10-8S	1,000 × 0.2 lb (450 × 0.1 kg) with USB	\$2,095.00
203623	350-10-8SBLE	1,000 × 0.2 lb (450 × 0.1 kg) with Bluetooth® BLE 4.0	\$2,330.00

Shipping Weight

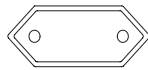
Part #	Model #	L × W × H	Package Wgt. (lb)	Dim Wgt. (lb)	Shipping Wgt. (lb)
203622	350-10-8S	67.2 × 36 × 6 in	154	104	154
203623	350-10-8SBLE	67.2 × 36 × 6 in	154	104	154

Options/Accessories

Part #	Description	Price
133077 †	9 VDC adapter, 120 V/230 V auto switching	\$25.00
102508 ††	9 VDC adapter, 230 V	\$30.00
81076	Epson TM-U220 tape printer	\$445.00
186830	Printer cable, 25-pin D-Sub male to RJ-45, 6 ft	\$69.00



† NEMA 1-15 Plug



†† CEE 7/16 Plug

Dimensions

	Inches	Centimeters
A	63.8	162.0
B	49.3	125.3
C	32.7	83.1
D	32.9	83.6
E	3.9	9.8
F	2.6	6.7

