

1280 EnterpriseTM Series

PROGRAMMABLE INDICATOR/CONTROLLER
WITH COLOR TOUCHSCREEN



RICE LAKE[®]
WEIGHING SYSTEMS

800-472-6703

www.ricelake.com

Unlimited Control. Infinite Possibilities.

Universal, w

Command the future with Rice Lake's 1280 Enterprise.

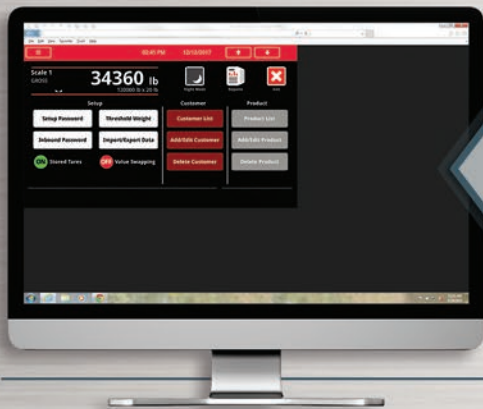
The 1280 Enterprise™ Series programmable indicator is an innovative powerhouse, delivering uncompromising speed for today's operations and expansive options for tomorrow's requirements. The 1280 is an event-based programmable controller with color touchscreen ideal for custom applications that combine signal processing, input/output control and network communications. Explore the potential, discover the power and unlock the possibilities.

Built for Business


The 1280 is the definitive solution for complete business systems integration, shattering the barrier between operations and data. A durable color touchscreen with a seven-inch LCD display integrates data with real-time operations to leverage actionable information.

Crisp visuals bring instant access to frequently used functions. Program multiple screens with custom graphics and touch widgets for an interface that is designed for your process.

Web browser access for operation screens.



Built-in Web Server



Resistive touch display can be used by operators wearing gloves.

Six option card slots provide the flexibility to integrate with other devices and software using a combination of the available option cards.



all and panel enclosures provide versatile installation options.



12-inch screen touch-only



Easy-mount panel style requires only five drilled holes for installation.



7-inch screen touch-only

FITS RIGHT IN

A modular design makes the 1280 a dynamic solution for growing enterprises, and it is built to withstand even the harshest environments.

- Universal, panel or wall mount and optional custom enclosure designs
- Vibrant, 7- or 12-inch resistive touch display can be used by operators wearing gloves
- Industrial-grade components
- Stainless steel NEMA Type 4X enclosures
- IP69K protection for universal and panel mount

PROLIFIC COMMUNICATION

Unparalleled onboard capabilities allow seamless integration with existing equipment.

- Standard Ethernet TCP/IP, Wi-Fi®, Wi-Fi Direct®, USB, RS-232/485 and RS-422/485
- Built-in web server creates a new dimension in remote access and data monitoring
- Communicate with handheld devices, printers, PLCs or PCs over a network
- Create a custom database to store valuable information, including ID numbers, transactions, formulas, label formats and more

FUTURE PROOF

The 1280 Enterprise is a leap forward in technology, empowering your operation with control of today and command of the future.

- Highly customizable graphical user interface
- Able to power up to eight scales
- Single or multi-range/interval weighing functions
- Programmable through iRite to store/retrieve data with an onboard database storage of 460 MB
- Extensive programmability
- Powerful processor takes multitasking to the next level
- Micro SD card (up to 32 GB) for custom boot-loading graphics, iRite applications and configuration files

ROOM TO GROW

The 1280 utilizes real-time processing and achieves unprecedented multitasking performance. With industry-leading onboard capabilities, you may never need to add an option card; however, the 1280 is easily expandable.

- Six smart card options expands capabilities for additional scale channels, serial ports, digital inputs and outputs, analog outputs and fieldbus protocols
- Advanced batch engine with latching for 24 setpoint conditions automates daily tasks and can handle even the most complex routines

1280 Enterprise™ Series

PROGRAMMABLE INDICATOR/CONTROLLER
WITH COLOR TOUCHSCREEN

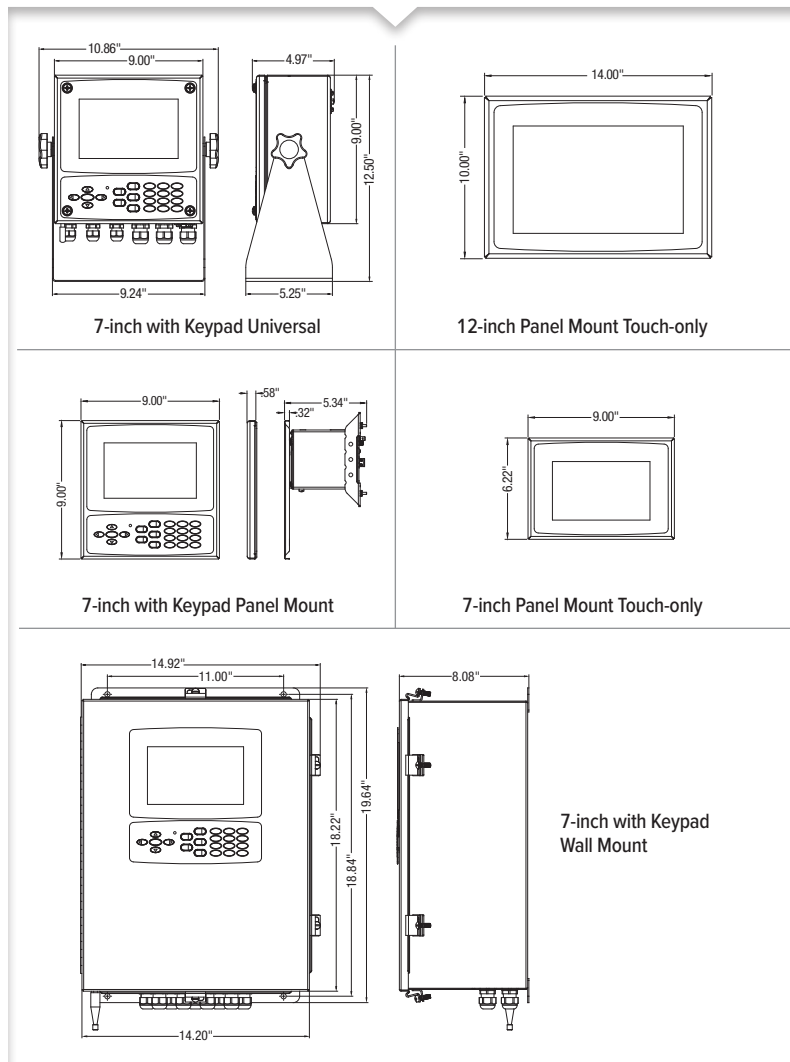


STANDARD FEATURES


- Customizable color touchscreen with graphical user interface
- User-defined softkeys, icons and graphics
- Tactile keypad for scale operations, numeric entry and navigation
- On-screen keyboard available during entry mode (or external keyboard)
- Built-in web server for remote access and data monitoring
- Multi-language operation and text entry
- Supports eight scales within five different kinds:
 - Analog load cell, multi-range/interval weighing
 - Total scale summing
 - Serial input scales
 - iQUBE² scales
 - Program scales
- Six smart card slots for additional scale channels, serial ports, digital inputs and outputs, analog outputs and fieldbus protocols
- iRite™ Programming Software
 - Five built-in applications: Truck In/Out, recipe storage, filling/dosing, counting, checkweighing
 - Customizable user programs with event-based functions
 - 150 built-in functions for common processes and data tables
 - Customize and transfer data via email, FTP server and networked printers
 - Display data with line charts or bar graphs
- iRite reporting of iQUBE² alerts
- Email, USB, Ethernet TCP/IP, Wi-Fi Direct®, two serial ports RS-232 or RS-422/485
- Alibi memory captures serial port transmissions
- Four configurable data-stream formats for PC, printers and remote displays
- 100 setpoints, 18 configurable setpoint types
- Eight digital I/O for control and pulse count
- Three different enclosure types: universal with tilt stand, panel mount and wall mount

SPECIFICATIONS

Power:	AC voltages: 100 to 240 VAC; 50/60 Hz DC voltages: 11 to 30 VDC
Power Consumption:	60W
Excitation Voltage:	10 VDC (±5 VDC), 16 × 350 ohm or 32 × 700 ohm load cells per A/D card
Analog Signal Input Range:	-60 mV to 60 mV
Analog Signal Sensitivity:	0.3 µV/graduation minimum at 7.5 Hz to 120 Hz 1.0 µV/graduation recommended
A/D Sample Rate:	7.5 to 960 Hz, software selectable
Resolution:	Internal: 8,000,000 counts Display: 1,000,000
System Linearity:	± 0.01% full scale
Digital I/O:	Eight I/O channels on CPU board; Optional 24-channel I/O expansion boards
Communication Ports:	Port 1 & 2: Full duplex RS-232 with CTS/RTS, RS-422/485 Baud rate: 1200 to 115200 Port 3: USB 2.0 Device (Micro) USB host: (2) Type A connectors max 500 mA Ethernet: Wired 10/100 Auto-MDX Ethernet: Wireless 802.11 b/g/n 2.4GHz
Onboard:	Selectable filters: Three stage, Adaptive or Damping Embedded Linux® OS 8 GB eMMC (system use) 1 GB DDR3 RAM 460 MB onboard database (SQLite) storage Up to 32 GB micro SD card (sold separately)
Display:	Seven-inch, 800 × 480 pixel, 500 or 1,000 NIT Twelve-inch, 1280 × 800 pixel, 1,500 NIT
Keys/Buttons:	22-key membrane panel, tactile buttons, on-screen keyboard for text and numeric entry, USB port for flash drive, keyboard and printer
Temperature:	Certified: 14 °F to 104 °F (-10 °C to 40 °C) Operating: -4 °F to 131 °F (-20 °C to 55 °C)
Rating/Material:	Universal: IP69K Wall Mount: IP66 Panel Mount: IP69K, NEMA Type 4X and 12 Stainless steel 304 enclosure
Weight:	Universal enclosure: 11 lb (4.9 kg) Panel mount enclosure: 8 lb (3.6 kg) Wall mount enclosure: 23 lb (10.4 kg) Panel mount 7 in touch-only: 7 lb (3.1 kg) Panel mount 12 in touch-only: 10 lb (4.5 kg)
Warranty:	Two-year limited
EMC Immunity:	10 V/m
Approvals:	NTEP 15-001/Class III/IIIL 10,000d Measurement Canada AM-5980C Class III/III HD 10,000d OIML R76/2006-A-NL1-19.23 Class III/III 10,000d OIML R61-1/2017 TC8596 cULus Listed (Universal, Wall Mount) cULus Recognized (Panel Mount) CE Marked



APPROVALS



SALES AND TECHNICAL ASSISTANCE

CORPORATE HEADQUARTERS: Rice Lake, Wisconsin, U.S.
USA: 800-472-6703 | Direct: 715-234-9171 | Fax: 715-234-6967

Canada: +1-800-321-6703 | Mexico: +52 81 8356 5062 | Europe: +39 0536 843418 | International Direct: +1-715-234-9171

RICE LAKE
WEIGHING SYSTEMS
www.ricelake.com

Specifications subject to change without notice. © 2019 Rice Lake Weighing Systems PH 173152 en-US 4/26 REV-F