

# BenchMark<sup>®</sup> HE-X

WASHDOWN BENCH SCALE



**RICE LAKE<sup>®</sup>**  
WEIGHING SYSTEMS

800-472-6703

[www.ricelake.com](http://www.ricelake.com)

# Bench Scale Built for Hostile Environments




Equipment used in corrosive or highly sanitary environments needs a strong defense against microscopic pathogens. Rice Lake's BenchMark HE-X bench scale provides ultimate washdown capability. Designed to meet strict sanitary design principles, the BenchMark HE-X fulfills HACCP requirements and is NSF approved.

## Heavy-Duty Protection

Built for highly sanitary environments, the BenchMark HE-X frame is made from 304 stainless steel plates connected with continuous welds. An IP69K hermetically sealed load cell is safe from chemicals and bacteria, and has five-point overload protection.

The BenchMark HE-X is easy to clean, and because of its durable steel frame, it won't move during high-pressure washdowns. The scale has an open design and no exposed threads, eliminating product buildup and making it an ideal solution.






## RICE LAKE'S BENCHMARK HE-X FEATURES ARE DESIGNED FOR STRICT SANITARY WASHDOWN ENVIRONMENTS.

### Meets sanitary design standards

NSF-approved and fulfills HACCP requirements.

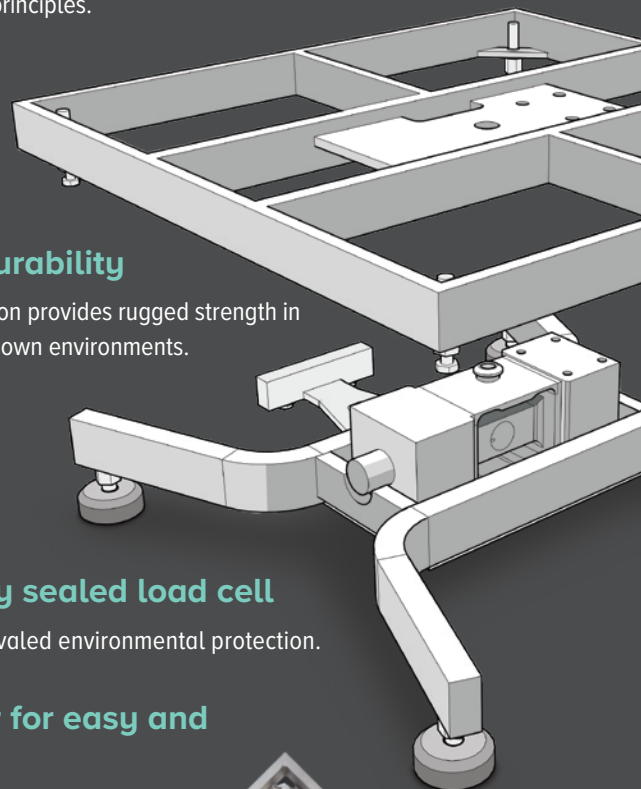
### Microbial protection with continuous welds on solid beams

Continuous welds on the solid base plate follow strict sanitary design principles.



### Stacked frames for strength and durability

304 stainless steel construction provides rugged strength in the toughest hygienic, washdown environments.



### IP69K hermetically sealed load cell

IP69K load cells deliver unrivaled environmental protection.

### Removeable cover for easy and thorough cleaning

The scale base is built from solid, stainless steel plates. The absence of tubes or channels means peace of mind when cleaning the scale.



### Nonslip, adjustable feet prevents sliding

Stable and sturdy for weighing and harsh washdown procedures.



# BenchMark® HE-X

WASHDOWN BENCH SCALE

The BenchMark HE-X is available in standard sizes of 12 × 18 up to 24 × 24 inches and capacities ranging from 50 to 1,000 pounds. Rice Lake can also create custom sizes and capacities for unique applications.

BenchMark HE-X is part of a family of products that include the RoughDeck QC-X floor scale and the CW-90X checkweigher, specifically designed for washdown environments.

## STANDARD FEATURES

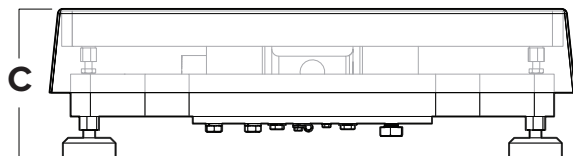
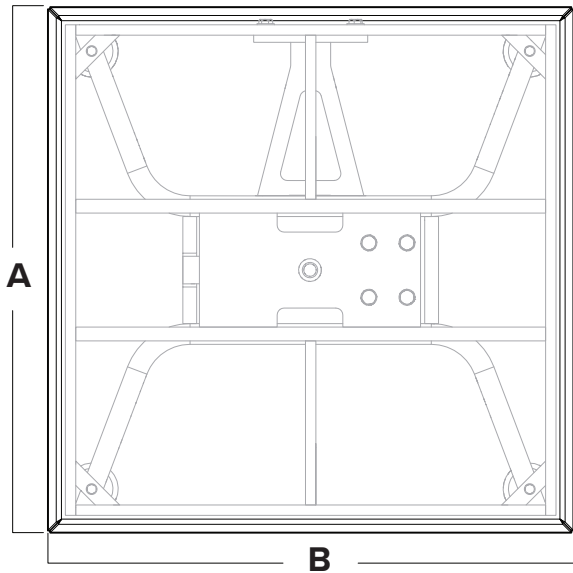
- NTEP Certified, IP69K load cell
- Washdown design
- 304 stainless steel frame and cover constructed with continuous welds
- Removable cover
- Four adjustable stainless steel support feet
- Meets sanitary design principles
- Meets HACCP requirements
- NSF approved

## APPROVALS



## CW-90X Indicator

Complete your BenchMark HE-X scale with a CW-90X indicator. Built to withstand rough handling and extreme washdown requirements, the CW-90X indicator is the ideal match for the BenchMark HE-X.



Dimensions		
A	B	C
24 in	24 in	5.25 in
24 in	18 in	5.25 in
18 in	18 in	5.25 in
18 in	12 in	5.25 in