

# METTLER-TOLEDO

METTLER-TOLEDO®

# Mettler-Toledo Price Index By Rice Lake Weighing Systems PN

METTLER-TOLEDO®

RL PN	SUGGESTED LIST	PAGE #	RL PN	SUGGESTED LIST	PAGE #	RL PN	SUGGESTED LIST	PAGE #
10797	\$49.00	34	108684	\$52.00	35	T126	\$52.00	22
11417	\$42.00	20	108895	\$118.00	38	T127	\$58.00	22
11419	\$48.00	20	108927	\$244.00	35	T128	\$56.00	22, 31
11421	\$73.00	20	108928	\$244.00	35	T129	\$59.00	22, 31
11423	\$73.00	20	109234	\$248.00	35	T130	\$62.00	22, 31
15263	\$1.10	31	109270	\$234.00	38	T131	\$60.00	22
15276	\$8.00	23	109695	\$5.00	38	T132P	\$52.00	30
22251	\$22.00	37	109323	\$64.00	38	T133P	\$47.00	30
22252	\$180.00	37	130407	\$99.00	38	T134P	\$72.00	30
22268	\$603.00	37	130408	\$93.00	38	T135P	\$46.00	26
22269	\$129.00	37	131376	\$134.00	38	T136L	\$36.00	24
22271	\$118.00	37	156254	\$195.00	35	T137C	Reference RL Part #11423	
22272	\$314.00	37	156255	\$195.00	34	T139	\$71.00	21
22273	\$327.00	37	H655P	\$53.00	30	T141	\$22.00	24
22274	\$157.00	37	H624	\$70.00	31	T142L	\$37.00	24
22276	\$858.00	37	H691	\$58.00	31	T146P	\$82.00	27
22277	\$1,226.00	37	P701	\$82.00	31	T150P	\$60.00	26
30302	\$529.00	37	P702	\$79.00	31	T151P	\$44.00	26
33915	\$1,288.00	37	P705	\$193.00	34	T153P	\$67.00	28
69784	\$126.00	34	P707	\$165.00	34	T154	\$208.00	32
71043	\$143.00	34	P716P	\$56.00	30	T155	\$221.00	32
71602	\$201.00	34	T101	\$42.00	21	T156	\$221.00	32
99155	\$372.00	25	T104	\$55.00	21	T161P	\$63.00	26
100268	\$395.00	35	T106	\$51.00	21	T162	\$79.00	21
100269	\$435.00	35	T109	\$47.00	21	T165P	\$46.00	30
100270	\$450.00	35	T113	\$42.00	21	T166P	\$67.00	29
101102	\$415.00	35	T116	\$37.00	21	T167P	\$136.00	29
101169	\$173.00	37	T117	\$29.00	19	T168P	\$60.00	28
101563	\$205.00	34	T122P	\$36.00	26	T169P	\$70.00	28
104164	\$395.00	35	T123P	\$46.00	26	T170P	\$208.00	29
108202	\$1.00	38	T124P	\$46.00	26			
108612	\$88.00	38	T125	\$49.00	22			
108662	\$10.00	35						
108663	\$18.00	35						

\*Item obsolete or discontinued. When remaining stock is depleted, published prices are withdrawn and the item is subject to a special order quote.

XX Call for details.

# Mettler-Toledo Price Index By Rice Lake Weighing Systems PN

RL PN	SUGGESTED LIST	PAGE #	RL PN	SUGGESTED LIST	PAGE #	RL PN	SUGGESTED LIST	PAGE #
T176P	\$62.00	29	T213L	\$160.00	33	T259	\$13.00	19
T177P	\$71.00	29	T215L	\$55.00	24	T260P	\$56.00	19
T178P	\$73.00	29	T217	\$28.00	24	T261	\$33.00	19
T179P	\$80.00	29	T220L	\$60.00	24	T524	\$19.00	19
T180P	\$105.00	29	T221	\$33.00	24	T529	\$136.00	32
T181P	\$63.00	29	T222	\$67.00	25	T530	\$98.00	32
T182P	\$177.00	29	T229	\$34.00	28	T531	\$105.00	32
T184P	\$124.00	29	T230	\$34.00	28	T533P	\$36.00	XX
T188P	\$53.00	26	T231P	\$68.00	30	T538	\$18.00	XX
T190P	\$79.00	28	T232P	\$70.00	30	T547	\$134.00	32
T194P	\$106.00	29	T235	\$12.00	XX	T548	\$98.00	32
T197P	\$73.00	27	T239P	\$56.00	19	T553	\$317.00	22
T200	\$29.00	28	T241P	\$103.00	28	T554	\$233.00	XX
T202P	\$130.00	29	T245	\$67.00	24	T555	\$115.00	22
T203P	\$62.00	XX	T246	\$64.00	25	T556	\$115.00	22
T204	\$29.00	28	T254P	\$24.00	19	T558P	\$89.00	30
T207	\$317.00	33	T255	\$19.00	19	T562P	\$63.00	30
T208	\$330.00	33	T256	\$37.00	19	T572	\$52.00	22
T209	\$324.00	33	T257	\$34.00	19			
T210L	\$180.00	33	T258	\$37.00	19			
T211	\$180.00	33						
T212	\$193.00	33						

\*Item obsolete or discontinued. When remaining stock is depleted, published prices are withdrawn and the item is subject to a special order quote.

XX Call for details..

# Mettler-Toledo Cross Reference By Equivalent Mettler-Toledo Number

METTLER-TOLEDO®

EQUIV. METTLER-TOLEDO #	RL PN	PAGE #	EQUIV. METTLER-TOLEDO #	RL PN	PAGE #
3030	15244	XX	22507	T167P	29
3101	69784	34	22535	T168P	28
3102	71043	34	22544	T169P	28
3103	P707	34	23013	T241P	28
3104	P705	34	23048	T135P	26
3105	P716P	30	23275	T530	32
3107	H655P	30	23282	T548	32
3108	H691	31	23443	T531	32
3109	10797	30	23603	T208	33
3110	P701	31	23607	T202P	29
3111	P702	31	23608	T211	33
4018	T217	24	23609	T213L	33
5334	T220L	24	23610	T155	32
5339	T537	23	23615	T184P	29
5350	T222	25	23616	T156	32
6008	T251	XX	23620	T181P	29
7369	T117	19	23622	T529	32
7967	T221	24	23624	T180P	29
8618	T142L	24	23627	T547	32
8619	T141	24	23631	T179P	29
8946	T188P	26	23651	T207	33
11780	T124P	26	23662	T209	33
11785	T135P	26	23666	T182P	29
14662	T116	21	23667	T210L	33
14764	T246	25	23668	T212	33
17212	T109	21	23669	T154	32
17213	T104	21	23674	T194P	29
17214	T245	25	23829	T166P	29
17215	T215L	24	23940	T145P	XX
17217	99155	25	23941	T146P	27
17231	T113	21	23942	T147P	XX
17251	T151P	26	23944	T139	21
17806	T101	21	23947	15276	23
18399	T178P	29	23976	T190P	28
19652	T106	21	24321	T200	28
21005	T136L	24	24322	T230	28
21620	T133P	30	24328	T229	28
22398	T101	21	25648	T176P	29
22461	T162	21	25649	T177P	29
22483	T132P	30	26829	T204	28
22501	T161P	26	30170	T174P	XX
22503	T170P	29	32343	T153P	26

# Mettler-Toledo Cross Reference By Equivalent Mettler-Toledo Number

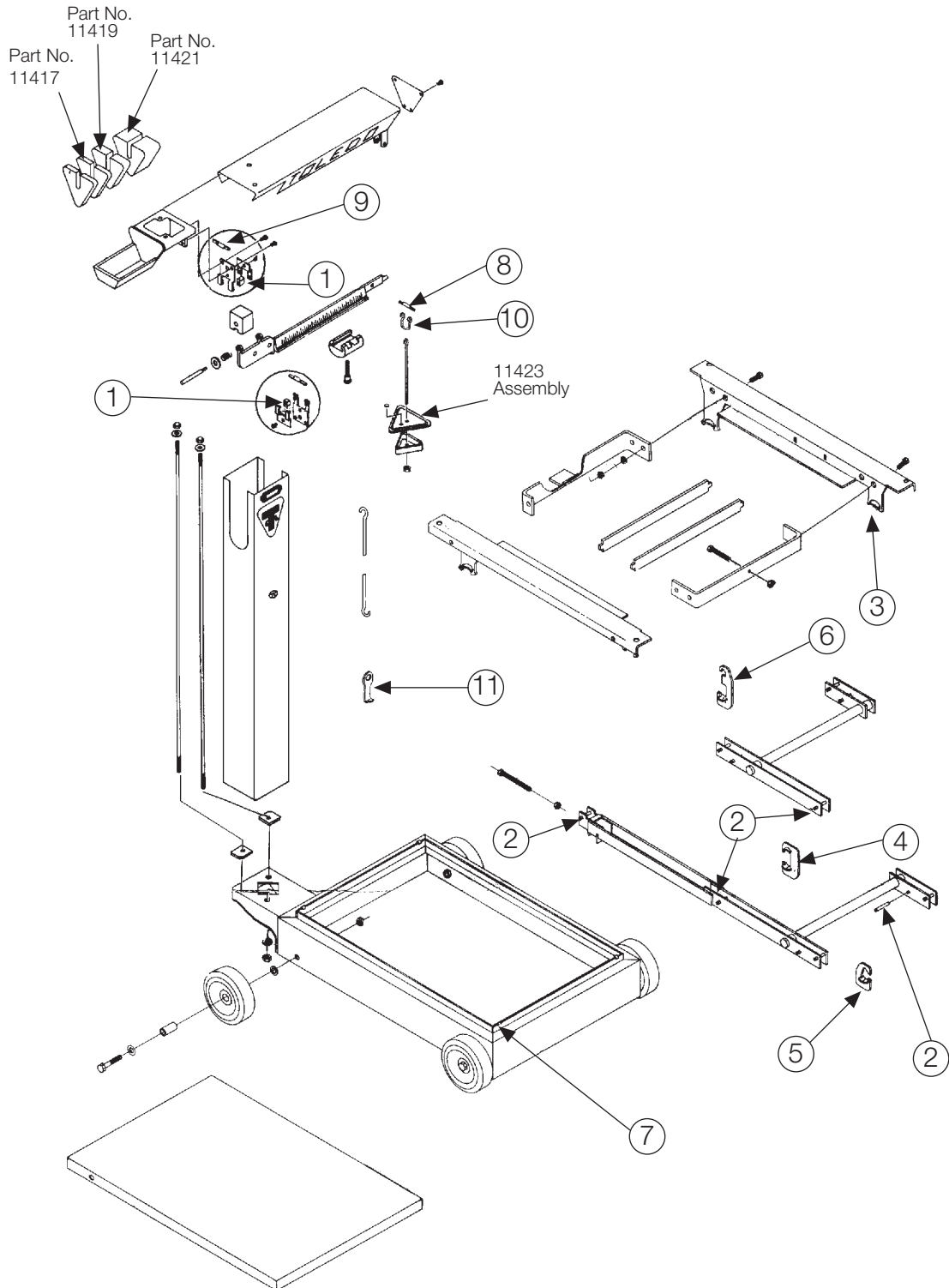
EQUIV. METTLER-TOLEDO #	RL PN	PAGE #
32344	T153PSS	XX
32351	T123P	26
37786	T169PSS	XX
39154	T165P	18, 30
39285	T130	22, 31
39926	T196P	XX
39931	T199P	XX
39947	T569	XX
39955	T198P	XX
39956	T195P	XX
39957	T197P	27
46186	T125	22
46188	T126	22
46189	T127	22
46190	T131	22
46899	T134P	30
47027	T129	22, 31
47030	T128	22, 31
47238	T232P	30
47241	T231P	30
49811	T218P	XX
49820	T252	XX
49827	T253	XX
49839	T260P	19
49854	T239P	19
49857	11423	20
49862	T524	19
49868	11417	20
49869	11419	20
49870	11421	20
66022	T190PSS	XX
72294	T555	22
72369	T562P	30
73124	T558P	30
73162	T556	22
73687	T553	22
75337	T124P	26
75565	T123P	26
75936	T135P	26
75997	T122PSS	XX
80261	T254P	19
80278	T258	19
80280	T257	19
80282	T256	19
80284	T261	19

EQUIV. METTLER-TOLEDO #	RL PN	PAGE #
80285	T259	19
81405	T577	XX
92959	T529	32
92960	T547	32
12765100A	T255	19
127666	11417	20
127667	11419	20
127668	11421	20
127698	T258	19
127699	T257	19
12770000A	T256	19
12824100A	T259	19
235156	T572	22
10010400A	22252	37
10010600A	22276	37
10010900A	22275	37
10011300A	22274	37
10011400A	22269	37
10011500A	22273	37
10011500B	22272	37
10011700A	22251	37
10011800A	22268	37
10015600A	22277	37
MN21018	130408	38
MN31797	108895	XX
MN32058	109270	38
MN61063-13	108684	XX
MZ0909000004	22301	XX
MZ0909000005	108202	38
MZ0909000012	109695	38
TA000088-008	100268	35
TA000088-012	101102	35
TA000088-015	104164	35
TA000088-026	100269	35
TA000088-035	100270	35
TA200712-2	108663	35
TA200764	71602	34
TA200814	101563	34
TA200835-1	156255	34
TA200937-2	109234	35
TA200937-3	108927	35
TA200937-4	108928	35
TA203173		XX
TA205337	156254	35
TN200050	108612	XX
TN201975	131376	40

# Mettler-Toledo Scale Parts Reference

For Model 4181 and 4182 Portable Beams and Ohaus D500M

METTLER-TOLEDO®



# Individual Mettler-Toledo Scale Parts

For Model 4181 and 4182 Portable Beams

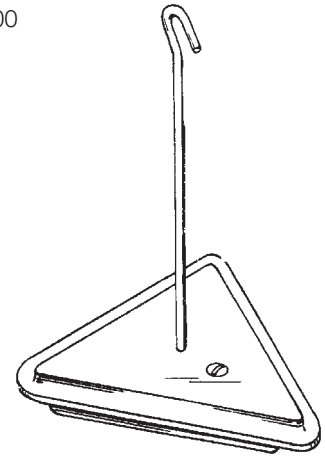
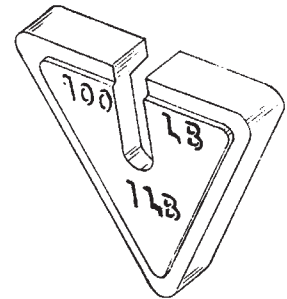
REF	RL PN	QTY	DESCRIPTION	SUGGESTED LIST	
*1	T117	4	Equiv. Mettler-Toledo no. 7369 Size: 1/2 in x 1/2 in x 1/2 in Hole size 0.201 in Bearing-beam, load and fulcrum	\$29.00	
*2	T254P	1	Equiv. Mettler-Toledo no. 80261 Size: 5/16 in sq x 1 5/8 in (L) Pivot, load, fulcrum and nose Fits models 4181 and 4182	\$24.00	
*3	T255	4	Equiv. Mettler-Toledo no. 4440, 12765100A Size: 3/16 in x 3/4 in W x 1 5/16 in (L) Bearing, load and all loops Fits models 4181 and 4182	\$19.00	
*4	T256	1	Equiv. Mettler-Toledo no. 80282, 12770000A Size: 3/16 in x 2 1/8 in W x 3 1/2 in (L) Center loop assembly Fits models 4181 and 4182	\$37.00	
5	T257	2	Equiv. Mettler-Toledo no. 127699 (80280 Old) Size: 3/16 in x 2 1/8 in W x 2 7/8 in (L) Short fulcrum hook assembly Fits models 4181 and 4182	\$34.00	
6	T258	2	Equiv. Mettler-Toledo no. 127698 (80278 Old) Size: 3/16 in x 2 1/8 in W x 4 3/4 in (L) Long fulcrum hook assembly Fits models 4181 and 4182	\$37.00	
7	T259	4	Equiv. Mettler-Toledo no. 80285, 12824100A Size: 5/16 in (Dia) x 1/4 in (L) Support fulcrum hook Fits models 4181 and 4182	\$13.00	
*8	T260P	1	Equiv. Mettler-Toledo no. 49839 Size: 5/16 in x 9/16 in in pivot edge x 1 15/16 in (L) Tip pivot, beam	\$56.00	
*9	T239P	2	Equiv. Mettler-Toledo no. 49854 Size: 5/16 in x 9/16 in in pivot edge x 2 1/8 in (L) Fulcrum and load beam pivot	\$56.00	
10	T524	1	Equiv. Mettler-Toledo no. 49862 Size: 1 in W x 1 3/4 in H Tip loop, beam	\$19.00	
*11	T261	1	Equiv. Mettler-Toledo no. 80284 Nose iron hook	\$33.00	

Order kit no. T-80-K

# Individual Mettler-Toledo Scale Parts

Counterpoise Weights and Hangers for Models 4180, 4181, 4182


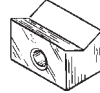
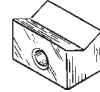
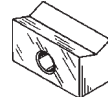
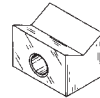
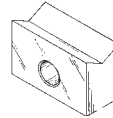
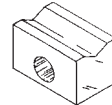
RL PN	DESCRIPTION	SUGGESTED LIST
11417	Equiv. Mettler-Toledo no. 127666 (49868 old) Weight: 100 lb x 1 lb Counterpoise weight	\$42.00
11419	Equiv. Mettler-Toledo no. 127667 (49869 old) Weight: 200 lb x 2 lb Counterpoise weight	\$48.00
11421	Equiv. Mettler-Toledo no. (49870 old) Weight: 500 lb x 5 lb Counterpoise weight	\$73.00
11423	Equiv. Mettler-Toledo no. 127665 (49857 old) Weight: 14 oz Counterpoise hanger	\$73.00





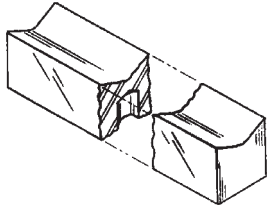
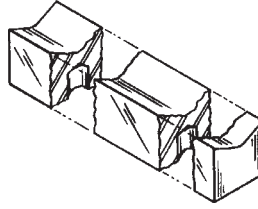
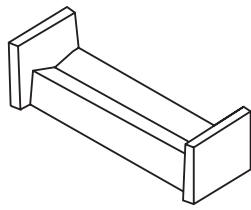
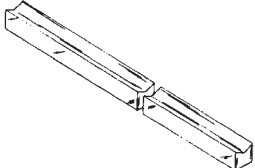
# Individual Mettler-Toledo Scale Parts

## Bearings

RL PN	DESCRIPTION	SUGGESTED LIST	
T101	Equiv. Mettler-Toledo no. 17806, 22398 Size: 1 3/16 in (Dia) Fulcrum and load bearing, used in industrial Bench and portable dials, etc	\$42.00	
*T116	Equiv. Mettler-Toledo no. 14662 Size: 1/2 in x 1/2 in x 13/16 in (L) Hole size: 0.201 in	\$37.00	
T113	Equiv. Mettler-Toledo no. 17231 Size: 5/8 in x 3/4 in x 13/16 in (L) Hole size: 0.323 in	\$42.00	
T109	Equiv. Mettler-Toledo no. 17212 Size: 5/8 in x 3/4 in x 1 15/16 in (L) Hole size: 0.323 in	\$47.00	
T106	Equiv. Mettler-Toledo no. 19652 Size: 7/8 in x 7/8 in x 1 1/4 in (L) Hole size: 0.394 in	\$51.00	
T104	Equiv. Mettler-Toledo no. 17213 Size: 7/8 in x 1 1/4 in x 2 in (L) Hole size: 0.515 in	\$55.00	
*T139	Equiv. Mettler-Toledo no. 23944 Size: 1 in x 1 1/4 in x 2 in (L) Hole size: 0.515 in	\$71.00	
T162	Equiv. Mettler-Toledo no. 22461 Size: 1 1/4 in x 1 3/4 in x 2 in (L) Hole size: 5/8 in pin T569 pin and T570 snap ring	\$79.00	

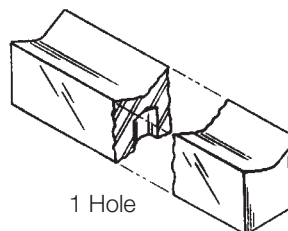
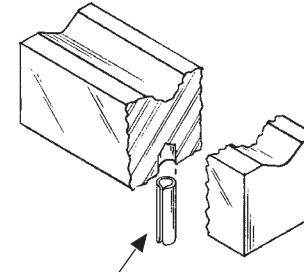
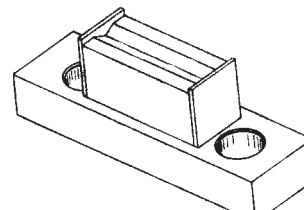
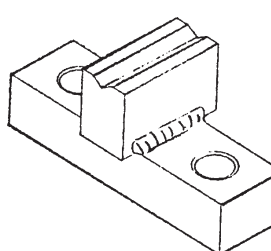
# Individual Mettler-Toledo Scale Parts

## Bearings (cont.)

RL PN	DESCRIPTION	SUGGESTED LIST	
T128	Equiv. Mettler-Toledo no. 47030 Size: 5/8 in x 5/8 in x 3 15/16 in (L)	\$56.00	
T129	Equiv. Mettler-Toledo no. 47027 Size: 5/8 in x 5/8 in x 4 11/16 in (L) 1/4 in (Hole)	\$59.00	
T130	Equiv. Mettler-Toledo no. 39285 Size: 5/8 in x 5/8 in x 5 5/8 in (L)	\$62.00	
T125	Equiv. Mettler-Toledo no. 46186 Size: 5/8 in x 5/8 in x 2 in (L) 3/16 in holes 1 1/4 center to center	\$49.00	
*T572	Equiv. Mettler-Toledo no. 235156 Size: 5/8 in x 5/8 in x 2 5/8 in (L) 3/16 in holes 1 1/2 center to center	\$52.00	
*T126	Equiv. Mettler-Toledo no. 46188 Size: 5/8 in x 5/8 in x 2 3/4 in (L) 3/16 in holes 1 1/2 center to center	\$52.00	
*T127	Equiv. Mettler-Toledo no. 46189 Size: 5/8 in x 5/8 in x 3 5/8 in (L) 1/4 in holes 2 1/4 center to center	\$58.00	
*T131	Equiv. Mettler-Toledo no. 46190 Size: 5/8 in x 5/8 in x 5 1/4 in (L) 1/4 in holes 3 1/4 center to center	\$60.00	
*T556	Equiv. Mettler-Toledo no. 73162 Size: 5/8 in x 5/8 in x 2 3/4 in (L) Friction plates included 1/4 in holes 1 1/2 center to center	\$115.00	
*T555	Equiv. Mettler-Toledo no. 72294 Size: 5/8 in x 5/8 in x 3 5/8 in (L) Friction plates included 1/4 in holes 2 1/4 center to center	\$115.00	
*T553	Equiv. Mettler-Toledo no. 73687 Size: 13/16 in x 13/16 in x 8 3/8 in (L) Total length: 16 3/4 in Ground in sets of two Fits saddle block no. 73668 and 94003	\$317.00	

# Individual Mettler-Toledo Scale Parts

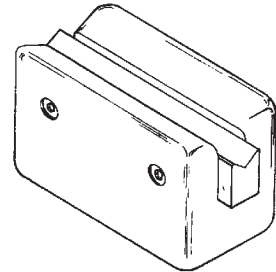
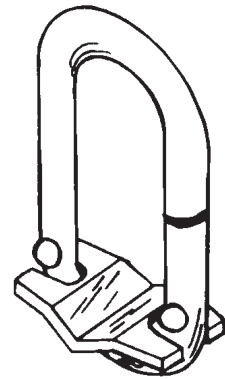
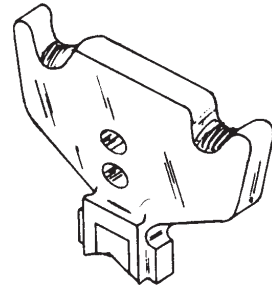
## Bearings (cont.)

RL PN	DESCRIPTION	SUGGESTED LIST	
T128	Equiv. Mettler-Toledo no. 47030 Size: 5/8 in x 5/8 in x 3 15/16 in (L) Models: 2691-2791 Motor truck scales	\$56.00	 <p>1 Hole</p>
T129	Equiv. Mettler-Toledo no. 47027 Size: 5/8 in x 5/8 in x 4 11/16 in (L)	\$59.00	
T130	Equiv. Mettler-Toledo no. 39285 Size: 5/8 in x 5/8 in x 5 5/8 in (L) Models: 2592, 2692, 2792 Motor truck-steel lever	\$62.00	
H624	Equiv. Mettler-Toledo no. 3106 Size: 1 in x 1 in x 6 1/2 in Bearing, portable vehicle	\$70.00	 <p>Part No. 15263</p>
H691	Equiv. Mettler-Toledo no. 3108 Size: 1 in x 1 in x 4 in Bearing, portable vehicle	\$58.00	
P701	Equiv. Mettler-Toledo no. 3110 Size: 3/4 in x 6 in Bearing, portable vehicle 11/16 in holes	\$82.00	
P702	Equiv. Mettler-Toledo no. 3111 Size: 3/4 in x 2 1/4 in x 6 in Bearing, portable vehicle 11/16 in holes	\$79.00	

# Individual Mettler-Toledo Scale Parts

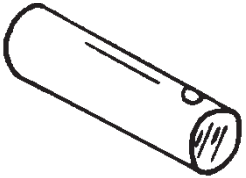

## Bearings (cont.)

RL PN	DESCRIPTION	SUGGESTED LIST
T547	Equiv. Mettler-Toledo no. 23627, 92960 Size: 1 1/8 in thick at bearing x 3 1/8 in H x 4 1/4 in W Models: 2591, 2592, 2691, 2692, 2791, 2792 Support, connection link	\$134.00
T529	Equiv. Mettler-Toledo no. 23622, 92959 Size: 5 1/2 in x 4 3/8 in Bearing: 5/8 in x 5/8 in x 1 3/8 in Models: 2591, 2592, 2691, 2692, 2780, 2781, 2791, 2792, 2890, 2891 Casting no. 92959 Support, connection link	\$136.00
T548	Equiv. Mettler-Toledo no. 23282 Size: 7/16 in (Dia) x 2 3/4 in inside length Models: 2591, 2592, 2691, 2692, 2791, 2792 Link with bearing	\$98.00
T530	Equiv. Mettler-Toledo no. 23275 Size: 7/16 in (Dia) x 3 3/4 in inside length Models: 2591, 2592, 2691, 2692, 2792 Link with bearing	\$98.00
T531	Equiv. Mettler-Toledo no. 23443 Size: 9/16 in (Dia) x 3 3/4 in inside length Model: 2791 Link with bearing	\$105.00
T154	Equiv. Mettler-Toledo no. 23669 Size: 5 11/16 in overall length With insert T130 Models: 7900-7951 Fulcrum bearing retainer	\$208.00
T155	Equiv. Mettler-Toledo no. 23610 Size: 4 11/16 in overall length With insert T129 Models: 6900-6951, 7900-7951 Fulcrum bearing retainer	\$221.00
T156	Equiv. Mettler-Toledo no. 23616 Size: 3 15/16 in overall length With insert T128 Models: 4900-4951, 5900-5951, 6900-6951, 7900-7951 Fulcrum bearing retainer	\$221.00



# Individual Mettler-Toledo Scale Parts

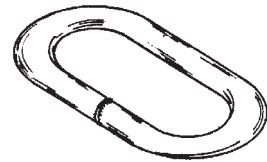
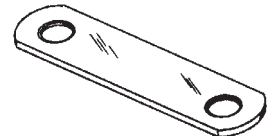

## Pins For Bearing On Built-in, Livestock, Cabinets

RL PN	DESCRIPTION	SUGGESTED LIST	
15276	Heads 30, 31, 32, 33, 40 Equiv. Mettler-Toledo no. 23947 Size: 5/16 in (Dia) x 1 5/8 in overall length Hole size: 1/8 in, 1 1/4 in center to center Models: 2242, 2282	\$8.00	
*T537	Equiv. Mettler-Toledo no. 5339 Size: 1/2 in (Dia) x 3 in overall length Hole size: 3/16 in Models: 2171, 2271, 2410, 2420, 2430 Pin Use cotter key PN 15244	\$37.00	

# Individual Mettler-Toledo Scale Parts

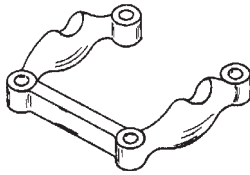
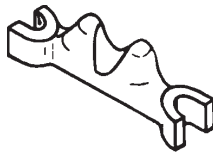
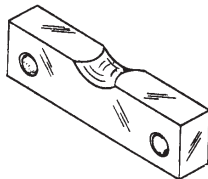
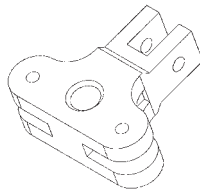
For Portable Dial and Built-in Scales

RL PN	DESCRIPTION	SUGGESTED LIST
T141	Equiv. Mettler-Toledo no. 8619 Size: 5/16 in x 1 in (L) Models: 31-1800, 31-1890, 2181, 2481, 2881, 8800 Pin, use with T142L and T246	\$22.00
T217	Equiv. Mettler-Toledo no. 4018 Size: 7/16 in x 2 in (L) Models: 2151, 2191 pin, use with T215L and T245	\$28.00
T221	Equiv. Mettler-Toledo no. 7967 Size: 5/8 in (Dia) x 2 7/16 in (L) Models: 31-1700, 31-2700, 2171, 2271, 2410, 2420, 2430 Pin, use with T220L	\$33.00
T136L	Equiv. Mettler-Toledo no. 21005 Size: 1/8 in x 1 in x 4 3/8 in (L) Hole size: 7/16 in Models: 31-0850, 31-0860, 2030, 2031, 2041 2061, 2071, 2081, 2091, 0860, 0867, 0869, 0890 Link, suspension	\$36.00
T142L	Equiv. Mettler-Toledo no. 8618 Size: 5/16 in x 2 1/4 in overall length Models: 31-1800, 31-1890, 2181, 2481, 2881, 8800 Loop or link, used with T141 and T246	\$37.00
T215L	Equiv. Mettler-Toledo no. 17215 Size: 1/2 in x 3 1/4 in overall length Models: 2151, 2191 Loop or link, use with T217 and T245	\$55.00
*T220L	Equiv. Mettler-Toledo no. 5334 Size: 5/8 in x 3 3/8 in inside length Models: 31-700, 31-2700, 2171 2271, 2410, 2420, 2430, Loop, use with T221 pin and T222 bar	\$60.00








# Individual Mettler-Toledo Scale Parts

For Portable Dial and Built-in Scales (cont.)

RL PN	DESCRIPTION	SUGGESTED LIST	
T246	<p>Equiv. Mettler-Toledo no. 14764</p> <p>Size: 15/16 in H x 2 7/8 in W x 3 1/8 in (L)</p> <p>Models: 31-1800, 31-1890, and 2181, 2481, 2881, 8800</p> <p>Bracket-link, use with T141 and T142L</p>	\$64.00	
T245	<p>Equiv. Mettler-Toledo no. 17214</p> <p>Size: 1 in x 1 1/4 in x 4 1/2 in (L)</p> <p>Models: 2151, 2191, and 31-series floor scales</p> <p>Bar, link, use with T215L</p>	\$67.00	
T222	<p>Equiv. Mettler-Toledo no. 5350</p> <p>Size: 3/4 in x 1 1/4 in x 4 5/8 in (L)</p> <p>Hole size: 7/16 in</p> <p>Models: 2171, 2271, 2410, 2420, 2430, 31-1700, 31-2700</p> <p>Bar, link, use with T220L</p>	\$67.00	
99155	<p>Equiv. Mettler-Toledo no. 17217</p> <p>Size: 2 in x 5 1/8 H x 5 5/8</p> <p>Yoke:</p> <p>Use bearing: T104</p> <p>Pin: T537</p> <p>Link: T215L</p> <p>Link pin: T217</p>	\$372.00	

# Individual Mettler-Toledo Scale Parts

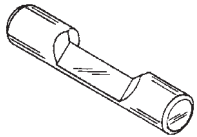
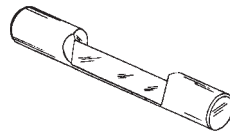
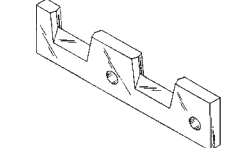
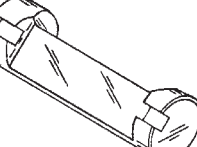
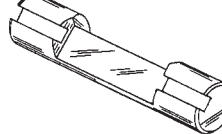

## Tapered Shank Pivots

RL PN	DESCRIPTION	SUGGESTED LIST
T122P	Equiv. Mettler-Toledo no. 11783, 23153 Size: 1/2 in (Dia) x 13/16 in H x 2 3/4 in (L)	\$36.00 
*T188P	Equiv. Mettler-Toledo no. 8946 Size: 1/2 in (Dia) x 13/16 in H x 2 3/16 in (L)	\$53.00 
*T123P	Equiv. Mettler-Toledo no. 75565, 32351 Size: 13/32 in (Dia) x 5/8 in H x 2 in (L)	\$46.00 
*T124P	Equiv. Mettler-Toledo no. 11780, 75337 Size: 1/4 in (Dia) x 7/16 in H x 1 17/32 in (L)	\$46.00 
*T135P	Equiv. Mettler-Toledo no. 11785, 75936 (23048 old) Size: 1/4 in (Dia) x 7/16 in H x 1 13/16 in (L)	\$46.00 



# Individual Mettler-Toledo Scale Parts

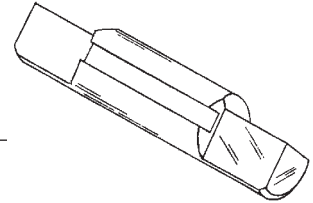
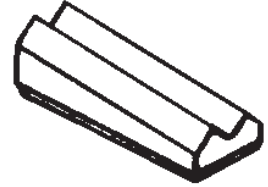
## Pivots

RL PN	DESCRIPTION	SUGGESTED LIST	
T151P	Equiv. Mettler-Toledo no. 17251 Size: 1/2 in (Dia) large end x 2 in (L) Pivot edge: 7/8 in Used in portable models, long lever nose	\$44.00	
T150P	Equiv. Mettler-Toledo no. 8631, 49809 Size: 19/32 in (Dia) large end x 4 in (L) Pivot edge: 2 1/32 in	\$60.00	
T161P	Equiv. Mettler-Toledo no. 22501 Size: 5/8 in (Dia) large end x 2 13/16 in (L) Pivot edge: 1 5/16 in	\$63.00	
T153P	Equiv. Mettler-Toledo no. 32343 Size: 1/4 in thick x 1 in H x 4 1/4 in (L) Models: 2031, 2041, 2061, 2071, 2081, 2091, 2181, 2481, 2881 Pivot, nose iron, bench and port	\$67.00	
T197P	Equiv. Mettler-Toledo no. 39957 Size: 1 1/8 in x 2 1/32 in pivot edge x 3 1/4 in (L) Models: 2352, 2372, 2382, Series: 6-8-10-20 Use wedge T204	\$73.00	
T146P	Equiv. Mettler-Toledo no. 23941 Size: 7/8 in x 2 1/32 in pivot edge x 3 15/16 in (L) Used in #1-series Capacity 2000 to 5000 lb Use wedge T200 Hopper scale	\$82.00	

# Individual Mettler-Toledo Scale Parts

## Wedges For Round Pivots

RL PN	DESCRIPTION	SUGGESTED LIST
T229	Equiv. Mettler-Toledo no. 24328 Size: 5/16 in W x 9/32 in H x 1 1/8 in (L) Use with T192P	\$34.00
*T230	Equiv. Mettler-Toledo no. 24322 Size: 3/8 in W x 5/16 in H x 1 1/8 in (L) Use with T193P	\$34.00
T200	Equiv. Mettler-Toledo no. 24321 Size: 1/4 in W x 3/16 in H x 3/4 in (L) Use with T145P, T146P, T168P, T169P and T190P	\$29.00
T204	Equiv. Mettler-Toledo no. 26829 Size: 1/4 in W x 3/16 in H x 7/16 in (L)	\$29.00
T168P	Equiv. Mettler-Toledo no. 22535 Size: 3/4 in x 3 1/2 in (L) Pivot edge: 7/8 in Use T200 wedge	\$60.00
*T169P	Equiv. Mettler-Toledo no. 22544 Size: 7/8 in x 4 1/8 in (L) Pivot edge: 1 9/32 in Center: 1 17/32 in Use T200 wedge	\$70.00
*T241P	Equiv. Mettler-Toledo no. 23013 Size: 7/8 in x 4 3/16 in (L) Pivot edge: 1 1/4 in Center: 1 21/32 in use wedge T204	\$103.00
*T190P	Equiv. Mettler-Toledo no. 23976 Size: 1 in x 4 3/8 in (L) Pivot edge: 1 5/16 in Use T200 wedge	\$79.00



# Individual Mettler-Toledo Scale Parts

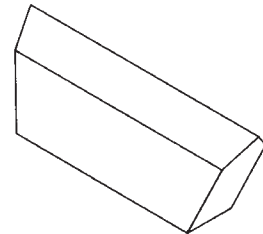
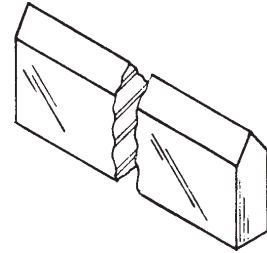
## Pivots

RL PN	DESCRIPTION	SUGGESTED LIST	
T166P	Equiv. Mettler-Toledo no. 23829 Size: 1 1/16 in x 2 1/2 in (L) Motor truck scale pivot	\$67.00	
T181P	Equiv. Mettler-Toledo no. 23620 Size: 7/8 in x 2 7/16 in (L) Motor truck scale pivot	\$63.00	
T167P	Equiv. Mettler-Toledo no. 22507 Size: 1 1/4 in x 8 3/8 in (L) Motor truck scale pivot use wedge T229	\$136.00	
*T170P	Equiv. Mettler-Toledo no. 22503 Size: 1 3/4 in x 8 1/2 in (L) Motor truck scale pivot	\$208.00	
*T179P	Equiv. Mettler-Toledo no. 23631 Size: 3/4 in x 4 3/8 in (L)	\$80.00	
*T180P	Equiv. Mettler-Toledo no. 23624 Size: 1 in x 5 1/8 in (L) Models: 2691, 2791	\$105.00	
*T194P	Equiv. Mettler-Toledo no. 23674 Size: 1 in x 5 5/8 in (L) Models: 2691, 2791 (2780-2890 5 sec. only)	\$106.00	
*T176P	Equiv. Mettler-Toledo no. 25648 Size: 1/2 in x 3 1/4 in (L) Upper center connection Models: 2151, 2191, 2242, 2282	\$62.00	
*T177P	Equiv. Mettler-Toledo no. 25649 Size: 5/8 in x 5 3/8 in (L) Lower center connection Models: 2151, 2191, 2242, 2282	\$71.00	
T178P	Equiv. Mettler-Toledo no. 18399 Size: 7/8 in x 4 1/2 in (L) Models: 2151, 2191, 2242, 2282 Pivot, load and fulcrum	\$73.00	
*T184P	Equiv. Mettler-Toledo no. 23615 Size: 1 in x 6 3/4 in (L) Models: 2691, 2791	\$124.00	
*T202P	Equiv. Mettler-Toledo no. 23607 Size: 1 in x 8 in (L)	\$130.00	
T182P	Equiv. Mettler-Toledo no. 23666 Size: 1 1/4 in x 9 1/2 in (L) Models: 2780, 2791, 2890	\$177.00	

# Individual Mettler-Toledo Scale Parts

## Pivots (cont.)

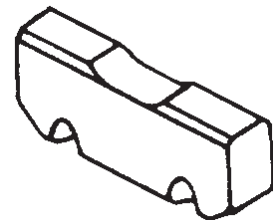

RL PN	DESCRIPTION	SUGGESTED LIST
T132P	Equiv. Mettler-Toledo no. 22483 Size: 3/8 in x 1 in x 2 5/8 in (L) Models: 2781-2891 extension levers, Tank and hopper scales 2501-2601	\$52.00
T133P	Equiv. Mettler-Toledo no. 21620 Size: 5/16 in x 7/8 in x 2 3/32 in (L) Models: 2781-2891 extension levers	\$47.00
T165P	Equiv. Mettler-Toledo no. 39154 Size: 5/16 in x 7/8 in x 1 5/8 in (L) Models: 2501, 2601 Motor truck scales, tank and hopper	\$46.00
*T558P	Equiv. Mettler-Toledo no. 73124 Size: 9/16 in x 1 3/8 in x 6 in (L)	\$89.00
T134P	Equiv. Mettler-Toledo no. 46899 Size: 9/16 in x 1 3/8 in x 5 11/16 in (L)	\$72.00
T232P	Equiv. Mettler-Toledo no. 47238 Size: 9/16 in x 1 3/8 in x 4 3/4 in (L)	\$70.00
T231P	Equiv. Mettler-Toledo no. 47241 Size: 9/16 in x 1 3/8 in x 4 in (L)	\$68.00
*T562P	Equiv. Mettler-Toledo no. 72369 Size: 9/16 in x 1 3/8 in x 2 5/8 in (L)	\$63.00
P716P	Equiv. Mettler-Toledo no. 3105 A134580-52 Size: 1/2 in x 1 1/8 in x 6 1/2 in Pivot, portable vehicle	\$56.00
H655P	Equiv. Mettler-Toledo no. 3107 Size: 1/2 in x 1 1/8 in x 4 in Pivot, portable vehicle	\$53.00
10797	Equiv. Mettler-Toledo no. 3109 A134581-21 Size: 1/2 in x 1 1/8 in x 2 5/8 in Pivot, portable vehicle	\$49.00



# Individual Mettler-Toledo Scale Parts

Motor Truck, Livestock and Built-in Platform Suspension Parts  
For Models: 2591, 2691, 2780, 2791, 2890

RL PN	DESCRIPTION	SUGGESTED LIST
T207	Equiv. Mettler-Toledo no. 23651 Size: 3 1/4 in overall length of casting 4 in overall length of bearing With T128 bearing insert Models: 2591 and 2592 Saddle block 6 lb	\$317.00
T208	Equiv. Mettler-Toledo no. 23603 Size: 4 in overall length of casting 4 3/4 in overall length of bearing With T129 bearing insert Models: 2691 and 2692 Saddle block 6 lb	\$330.00
T209	Equiv. Mettler-Toledo no. 23662 Size: 5 in overall length casting 5 3/4 in overall length of bearing With T130 bearing insert Models: 2780, 2781, 2791, 2792, 2890, 2891 Saddle block 10 lb 5 oz	\$324.00
T213L	Equiv. Mettler-Toledo no. 23609 Size: 7 3/8 in inside length Models: 2591, 2592, 2691, 2692 Link 4 lb 4 oz	\$160.00
T210L	Equiv. Mettler-Toledo no. 23667 Size: 8 1/4 in inside length Used in 50, 60 and 70-ton Models: 2791, 2792, 2780, 2781, 2890, 2891 Link 6 lb 4 oz	\$180.00
T211	Equiv. Mettler-Toledo no. 23608 Size: 6 1/4 in overall length Models: 2591, 2592, 2691, 2692 Trunnion block 5 lb	\$180.00
T212	Equiv. Mettler-Toledo no. 23668 Size: 7 in overall length Used in 50, 60, and 70-ton Models: 2780, 2781, 2791, 2792, 2890, 2891 Trunnion block 6 lb 5 oz	\$193.00

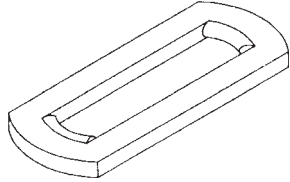
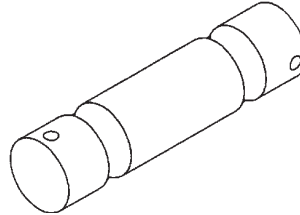
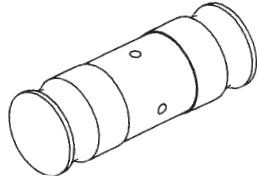


See Mettler-Toledo kits section for complete kits


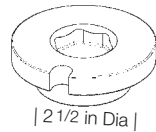

# Individual Mettler-Toledo Scale Parts

Built By Powell, All Steel

METTLER-TOLEDO®

RL PN	DESCRIPTION	SUGGESTED LIST	
69784	Equiv. Mettler-Toledo no. 3101 Size: 3/4 in thick x 5 in wide x 12 3/8 in Inside: 8 1/8 in Link	\$126.00	
P705	Equiv. Mettler-Toledo no. 3104 Size: 2 in (Dia) x 8 1/8 in Lower trunnion pin New style 4 1/2 in center to center radius	\$193.00	
P707	Equiv. Mettler-Toledo no. 3103 Size: 2 in (Dia) x 5 5/8 in Saddle block pin Upper, new style	\$165.00	
71043	Equiv. Mettler-Toledo no. Size: 2 in x 2 in x 5 in Saddle block only New style Use bearing H624	\$143.00	

## Digital Load Cell Parts

RL PN	DESCRIPTION	SUGGESTED LIST	
71602	Equiv. Mettler-Toledo no. TA200764, 68000410 Size: 1 1/4 in x 3 3/4 in (Dia) Receiver cup, upper Without o-ring 72103, 22.5 ton For models 7461, 7531, 7541, 7560-7562	\$201.00	
101563	Equiv. Mettler-Toledo no. TA200814, 68000400 Size: 1 1/4 in x 3 3/4 in (Dia) Receiver cup, with hex 22.5 ton For models 7461, 7531, 7541, 7560-7562	\$205.00	
156255	Equiv. Mettler-Toledo no. TA200835-1, 68004120 Size: 1 1/2 in x 3 3/4 in (Dia) Receiver cup, upper Without o-ring PN 94272 45 ton	\$195.00	

# Individual Mettler-Toledo Scale Parts

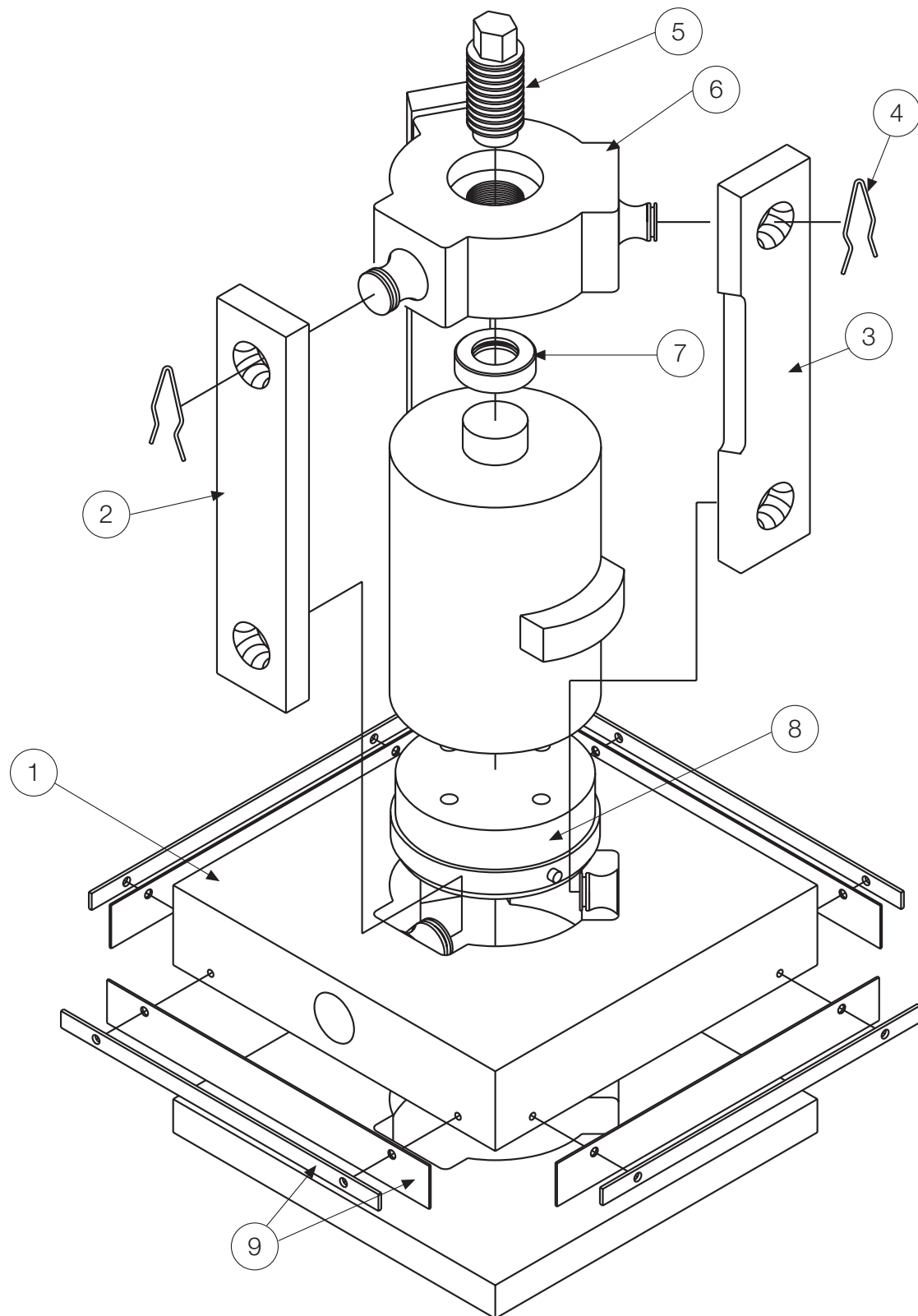
## Digital Load Cell Mount Parts

RL PN	DESCRIPTION	SUGGESTED LIST	
156254	Equiv. Mettler-Toledo no. TA205337, 68017716 Size: 1 1/2 in x 4 1/8 in Receiver cup, lower 45 ton	\$195.00	   2 3/4 in Dia
108684	Equiv. Mettler-Toledo no. TN203173, MN61016-13, 68000443 Size: 9/15 in thick x 1 3/4 in inside dimension x 3 1/2 in outside dimension Gasket/seal	\$52.00	
108663	Equiv. Mettler-Toledo no. TA200712-2, 68004117 Size: 0.062 in thick 15 ga Shim	\$18.00	
108662	Equiv. Mettler-Toledo no. MZ0904000063, 68004074 Size: 1/2 in (Dia) x 1 1/2 Roll pin	\$10.00	
109234	Equiv. Mettler-Toledo no. TA200937-2, 61024615 Size: 3/4 in x 6 in x 16 in Base plate, center no stop	\$248.00	 103662 Roll Pin
108927	Equiv. Mettler-Toledo no. 61024616 Size: 3/4 in x 6 in x 16 in Base plate, left with stop, pictured	\$244.00	
108928	Equiv. Mettler-Toledo no. TA200937-4, 61024617 Size: 3/4 in x 6 in x 16 in Base plate, right with stop	\$244.00	
100268	Equiv. Mettler-Toledo no. TA000088-008, 61024607 Size: 8 feet Cable	\$395.00	
101102	Equiv. Mettler-Toledo no. TA000088-012, 61044100 Size: 12 feet Cable	\$415.00	
104164	Equiv. Mettler-Toledo no. TA000088-015, 61007127 Size: 15 feet	\$395.00	
100269	Equiv. Mettler-Toledo no. TA000088-026, 68000046 Size: 26 feet Cable	\$435.00	
100270	Equiv. Mettler-Toledo no. TA000088-035, 61007583 Size: 35 feet Cable	\$450.00	

# Mettler-Toledo Scale Parts Reference

For Bridgmaster Model 7500

METTLER-TOLEDO®





# Individual Mettler-Toledo Scale Parts

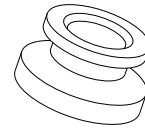
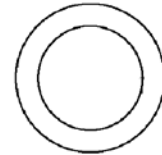
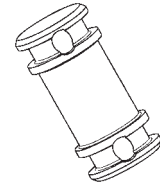
For Bridgmaster Model 7500

REF	RL PN	QTY	DESCRIPTION	SUGGESTED LIST	
1	22277	1	Equiv. Mettler-Toledo no. Size: 3 in high x 14 in x 14 in Locating plate Link pins on center Pin PN 22271 PN for pins that fit Mettler-Toledo plates, 101169	\$1,226.00	
1	33915 30302		Upper plate Lower plate	\$529.00 \$529.00	
2	22272	2	Equiv. Mettler-Toledo no. Size: 1 in x 3 in x 14 1/8 in Un-notched links	\$314.00	
3	22273	1	Equiv. Mettler-Toledo no. 10011500A Size: 1 in x 3 in x 14 1/8 in Notched link	\$327.00	
4	22251	6	Equiv. Mettler-Toledo no. 10011700A Size: fit link pins Retaining clips	\$22.00	
5	22274	1	Equiv. Mettler-Toledo no. 10011300A Size: 1 3/4 in - 12 thread x 4 3/16 in Center screw 100k	\$157.00	
6	22276	1	Equiv. Mettler-Toledo no. 10010600A Size: 3 in thick Upper plate Pin PN 22271	\$858.00	
7	22269	1	Equiv. Mettler-Toledo no. 10011400a Size: 2 1/2 in diameter x 11/16 in Adaptor ring with o-ring	\$129.00	
8	22268	1	Equiv. Mettler-Toledo no. 10011800A Size: 6 7/16 in diameter x 2 9/16 in Base plate Use allen hd cap screw PN 15076 1/2 in - 20 in x 2 1/4 in	\$603.00	
9	22252	4	Equiv. Mettler-Toledo no. 10010400A Size: 1/16 in x 1 5/8 in x 14 in Skirt kit	\$180.00	

# Individual Mettler-Toledo Scale Parts

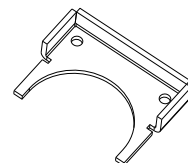
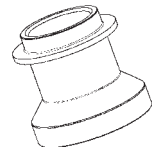
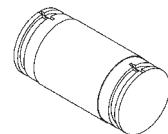
## Electronic Floor Scales

RL PN	DESCRIPTION	SUGGESTED LIST
108612	Equiv. Mettler-Toledo no. TN200050, 68001102 Size: 0.593 in (Dia) x 1.25 in Rocker pin with o-rings, 1 - 5 k scales, 250lb - 2.5k load cells	\$88.00
130408	Equiv. Mettler-Toledo no MN21018, 69033610 Size: 0.593 in (Dia) x 1.5 in Rocker pin with o-rings 10k scale 5k load cells	\$93.00
131376	Equiv. Mettler-Toledo no. TN201975, 69034095 Size: 0.875 in (Dia) x 1.75 in With o-rings 20k scale, 10k load cells	\$134.00
108202	Equiv. Mettler-Toledo no. MZ0909000005, 68000587 Size: 0.437 in inside dimension x 0.625 in outside dimension O-ring for PN 108612 and 131376 For model 2158SS ez-clean 1 - 5 k 2256	\$1.00
109695	Equiv. Mettler-Toledo no MZ0909000012, 6933692 Size: 0.675 in inside dimension x 0.875 in outside dimension O-ring for 131376	\$5.00
130407	Equiv. Mettler-Toledo no. MN21016, 63057295 Size: 1.375 in (Dia) x 0.750 in H Receiver cup for 130408	\$99.00

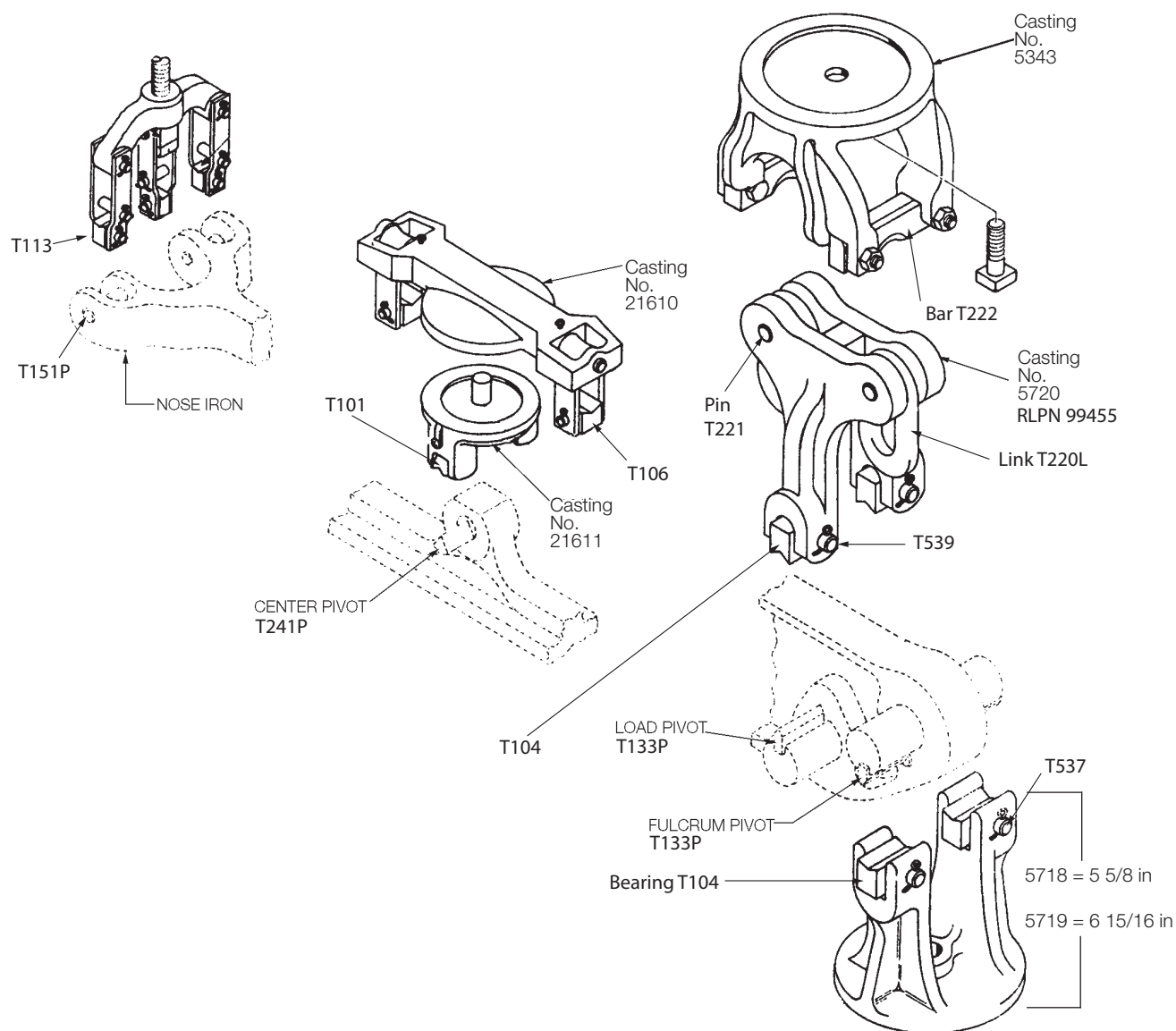


## MASSTRON TRUCK SCALES

RL PN	DESCRIPTION	SUGGESTED LIST
108895	Equiv. Mettler-Toledo no. MN31475 Size: 1 7/16 in (Dia) x 3 in H O-ring PN 22301 Rocker pin with o-ring 92988	\$118.00
109270	Equiv. Mettler-Toledo no MN32058, 61040347 Size: 2 3/4 in (Dia) x 2 5/8 in H Receiver cup	\$234.00
109323	Equiv. Mettler-Toledo no MN31790, 68004016 Size: 2 3/4 in W x 1/2 in x 2 in For 35 x 45k load cells Retainer for 109270	\$64.00



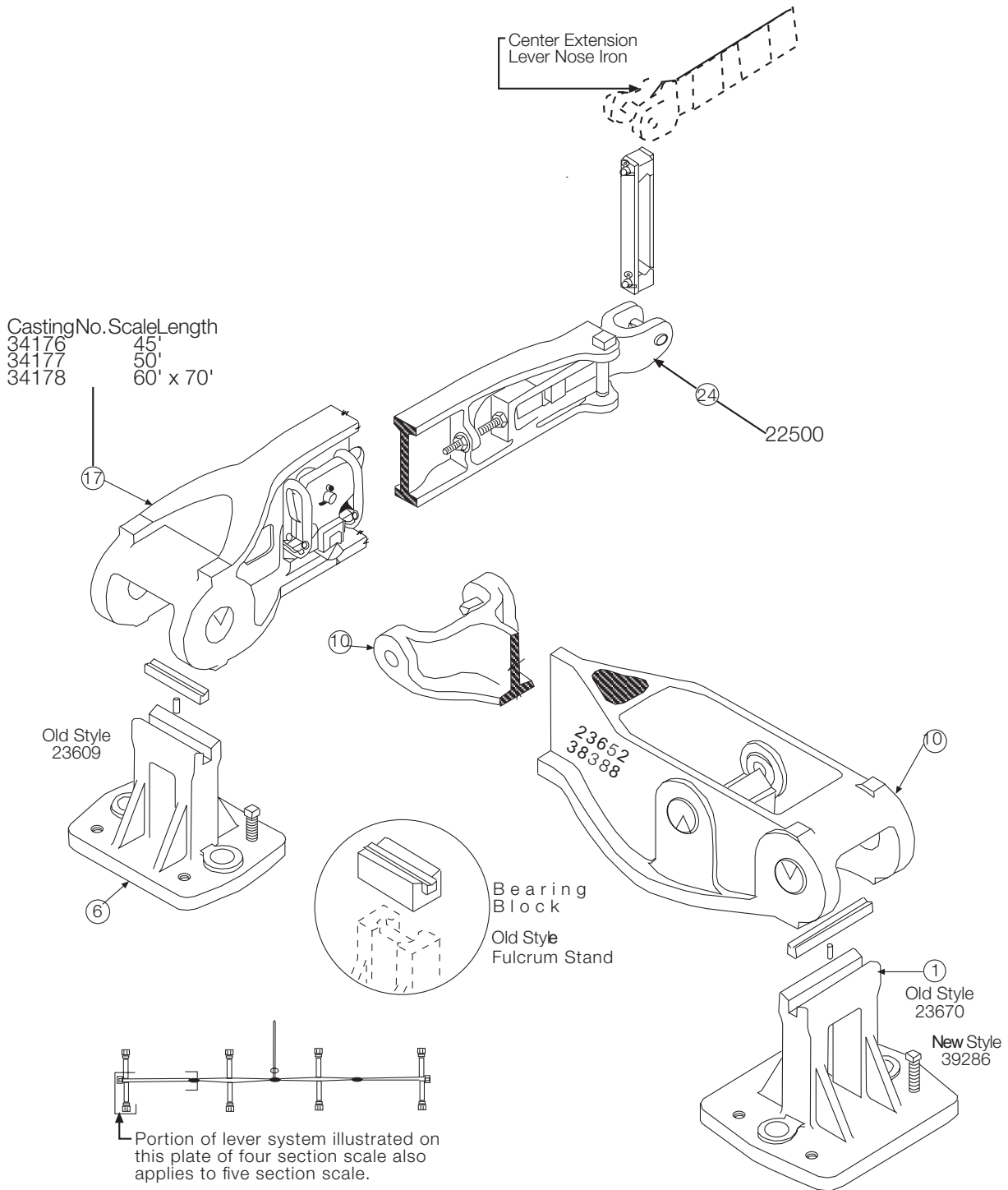
# Reconditioned Parts



## Bracket, Stand and Yoke

Call 715-234-9171 with Casting No. for Price and Availability

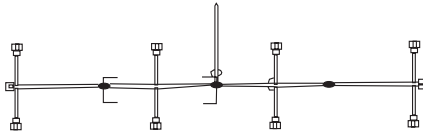
# Reconditioned Parts



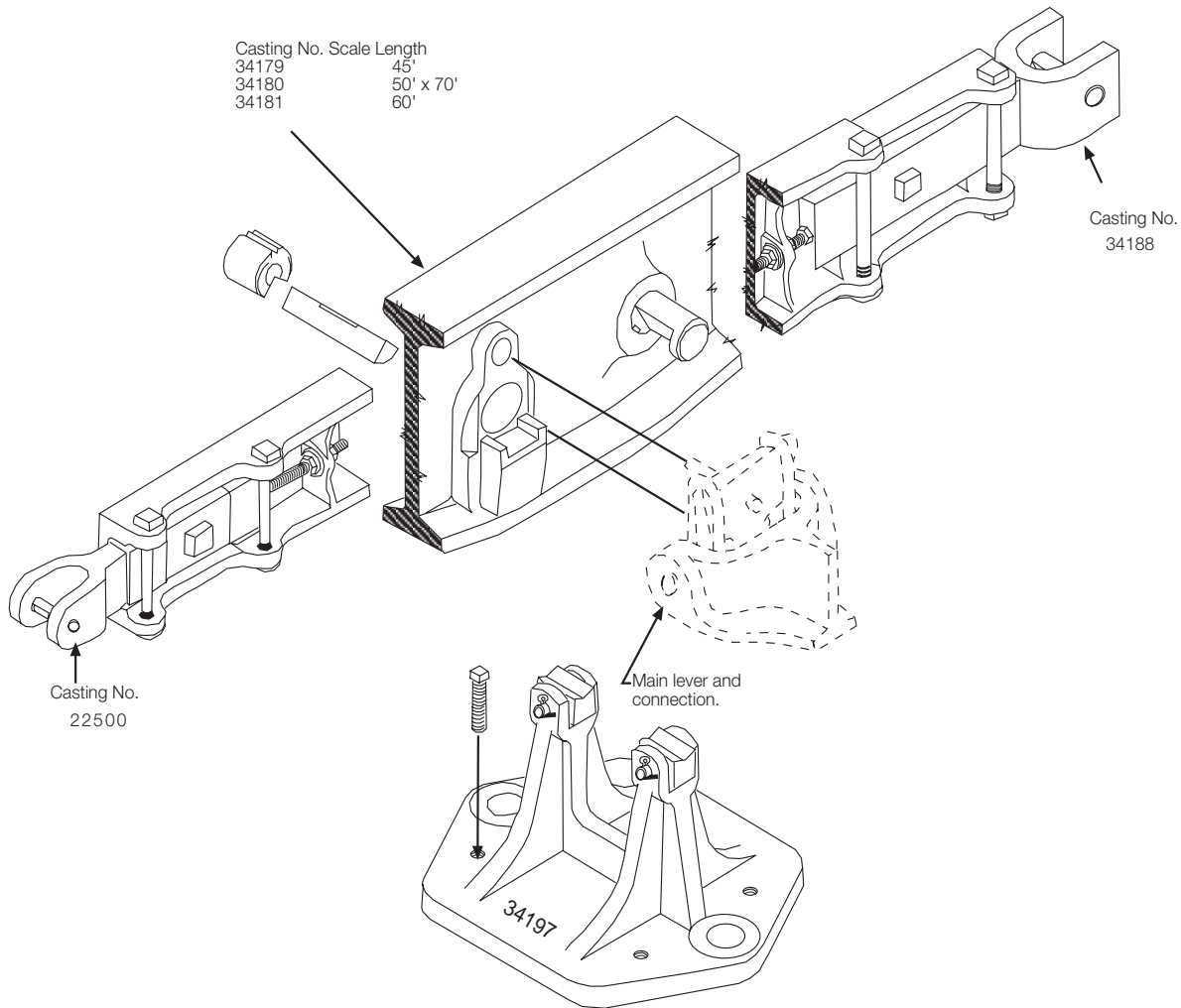
## Main Lever, End Extension, and Stands

Call 715-234-9171 with Casting No. for Price and Availability

# Reconditioned Parts

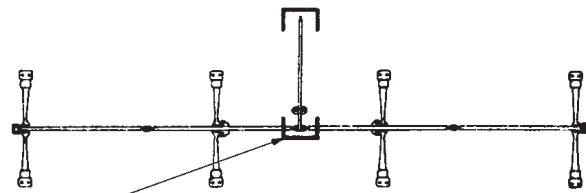


Portion of lever system illustrated on this plate of four section scale. Also applies to five section scale.



Center Extension Lever, Nose Iron and Stand  
Call 715-234-9171 with Casting No. for Price and Availability

# Reconditioned Parts



Section of Lever System illustrated on this page

FABRICATED NOSE IRON  
ON CENTER EXTENSION  
LEVER

T146P

T168P  
T200 wedge

Casting No.	Length
34182	8'9" x 6'2/3"
34183	8'9" x 5"
38648	12" x 6'2/3"
38549	12" x 5"

T167P

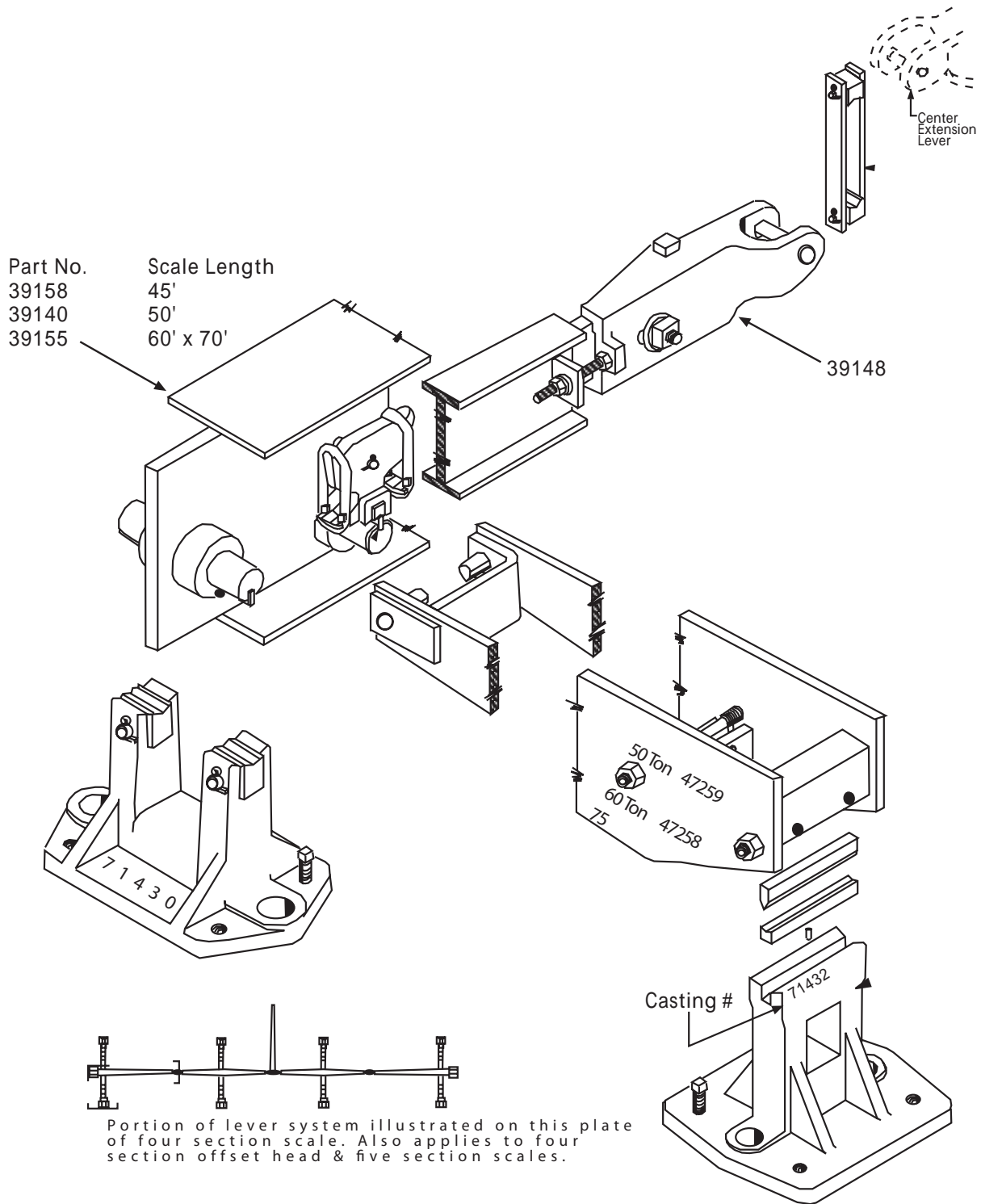
T167P

T162

T162

Transverse Lever (Cast), Stand and Connection  
Call 715-234-9171 with Casting No. for Price and Availability

# Reconditioned Parts

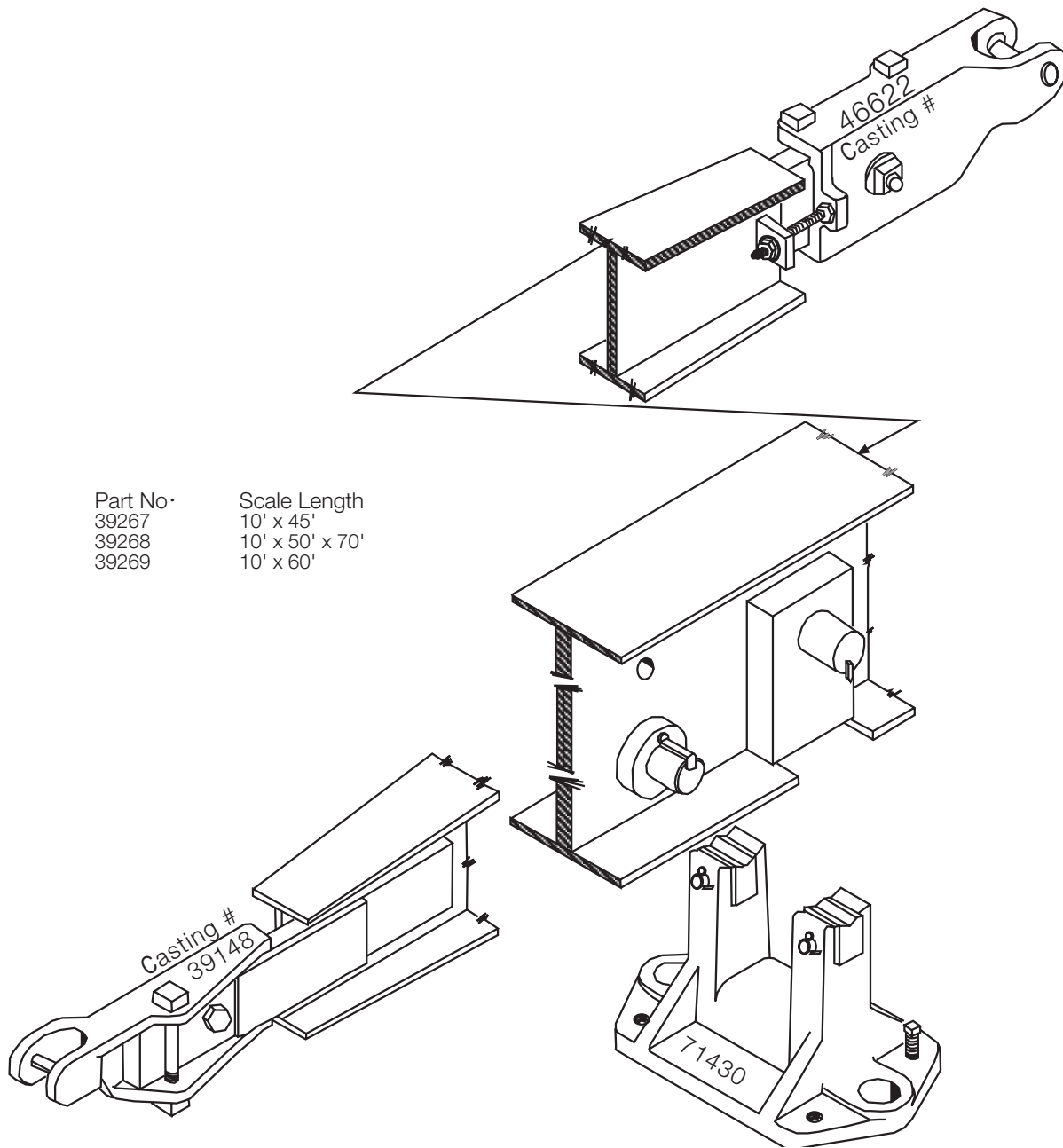


METTLER-TOLEDO®

Main Lever, End Extension, (Steel) Nose Iron and Stands  
Call 715-234-9171 with Casting No. for Price and Availability

# Reconditioned Parts

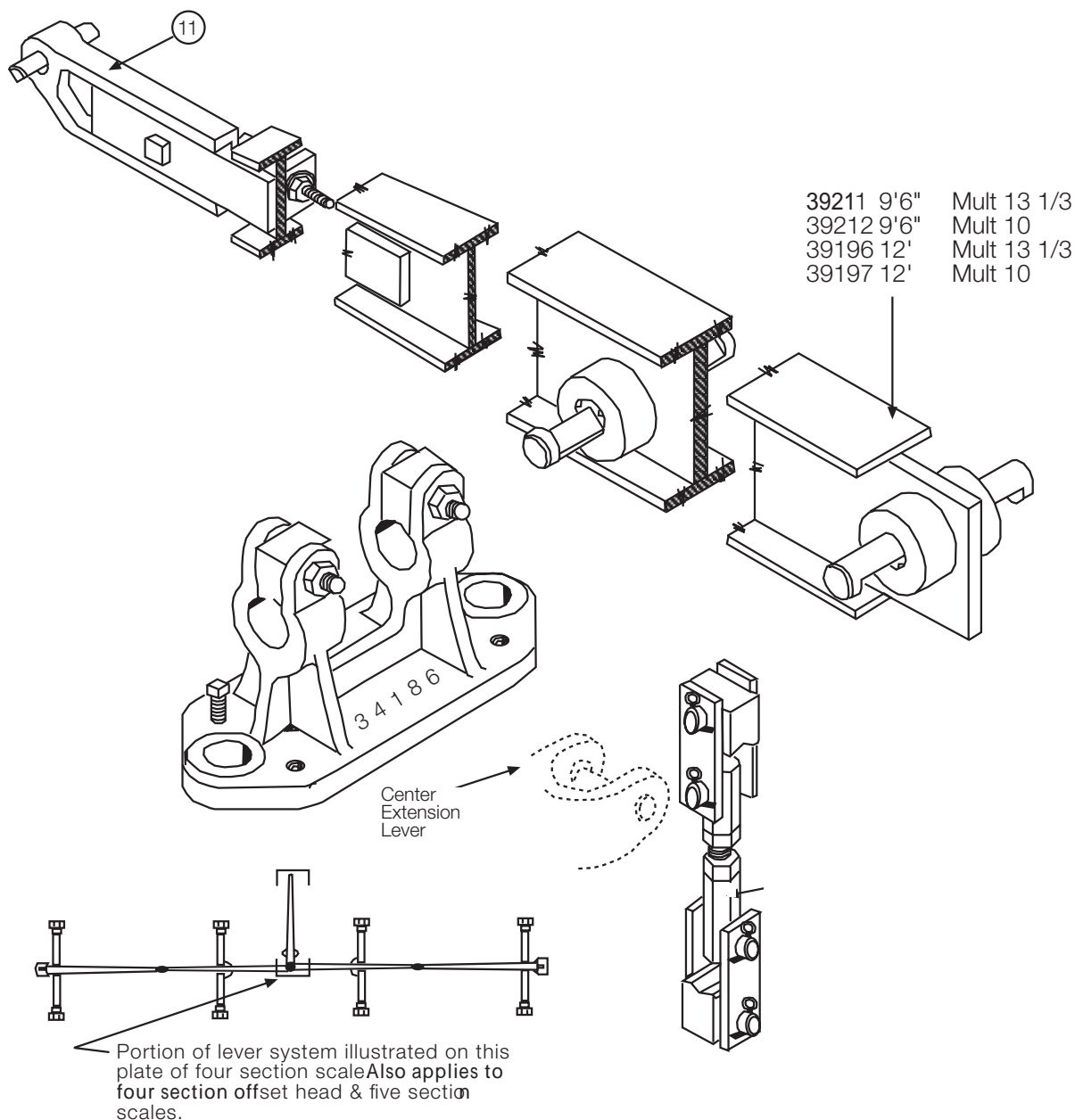
METTLER-TOLEDO®



Center Extension, Stand and Nose Irons  
Call 715-234-9171 with Casting No. for Price and Availability



# Reconditioned Parts



Transverse Lever, Nose Iron and Stand  
Call 715-234-9171 with Casting No. for Price and Availability



# METTLER-TOLEDO® KITS

## Mettler-Mettler-Toledo Kit Price Index By Rice Lake Weighing Systems PN

RL PN	SUGGESTED LIST	PAGE #	RL PN	SUGGESTED LIST	PAGE #	RL PN	SUGGESTED LIST	PAGE #
71020	\$2,677.00	58	T-55-K	\$3,558.00	49	T-71-K	\$3,477.00	52
71021	\$5,304.00	61	T-56-K	\$6,255.00	55	T-72-K	\$5,017.00	51
71062	\$8,914.00	61	T-57-K	\$8,279.00	56	T-73-K	\$5,449.00	52
71063	\$4,458.00	58	T-58-K	\$8,292.00	53	T-74-K	\$4,763.00	50
89051	\$1,845.00	57	T-59-K	\$10,304.00	54	T-76-K	\$4,812.00	51
107661	\$3,511.00	59	T-65-K	\$6,952.00	55	T-77-K	\$4,722.00	52
107663	\$7,542.00	60	T-66-K	\$8,690.00	56	P-1001K	\$3,511.00	59
107664	\$4,394.00	60	T-67-K	\$5,119.00	50	P-1002K	\$5,943.00	59
T-50-K	\$1,506.00	48	T-69-K	\$3,204.00	50	P-1003K	\$1,821.00	57
T-54-K	\$1,550.00	48	T-70-K	\$3,257.00	51	P-1004K	\$2,972.00	57

\*Item obsolete or discontinued. When remaining stock is depleted, published prices are withdrawn and the item is subject to a special order quote.

XX Call for details.

## Kit No. T-54-K

Portable Dial, Models 2181, 2481, 2881 and 2184

EQUIV. TOLEDO # 85573

QTY	RL PN	EQUIV. TOLEDO #	DESCRIPTION
-----	-------	-----------------	-------------

8.....	T101 .....	17806 .....	Bearing
1.....	T109 .....	17212 .....	Bearing
1.....	T113 .....	17231 .....	Bearing
1.....	T116 .....	14662 .....	Bearing
8.....	T122P .....	11783 .....	Pivot
8.....	T141 .....	8619 .....	Pin
8.....	T142L .....	8618 .....	Link
1.....	T150P .....	8631 .....	Pivot
1.....	T151P .....	17251 .....	Pivot
1.....	T153P .....	32343 .....	Pivot
4.....	T246 .....	14764 .....	Bracket

**\$1,550.00** Suggested list/10 lb shipping weight

## Kit No. T-50-K

Pivot, Bearing and Suspension Levers, Models 2151, 2191, 2154 Lever Tronic, 31-Series,  
Floor Scales, Black and Gray Lines

QTY	RL PN	EQUIV. TOLEDO #	DESCRIPTION
-----	-------	-----------------	-------------

8.....	T104 .....	17213 .....	Bearing, load, fulcrum
1.....	T109 .....	17212 .....	Bearing, upper center connection
1.....	T111 .....	17211 or 7743 .....	Bearing, lower center connection
1.....	T113 .....	17231 .....	Bearing, nose iron
1.....	T151P .....	17251 .....	Pivot, nose iron
1.....	T176P .....	25648 .....	Pivot, upper center connection
1.....	T177P .....	25649 .....	Pivot, lower center connection
8.....	T178P .....	18399 .....	Pivot, load, fulcrum
8.....	T215L .....	17215 .....	Link
8.....	T217 .....	4018 .....	Pin
8.....	T245 .....	17214 .....	Bar

**\$1,506.00** Suggested list/20 lb shipping weight

## Kit No. T-55-K

Livestock and Built-in Scale Models 2171, 2271, 2410, 2420, 2430

Long Lever Casting #25065, 21814, 21601, 23476, 22134, 22130

Short Lever Casting #25066, 21815, 21602, 23479, 22135, 22129

QTY	RL PN	EQUIV. TOLEDO #	DESCRIPTION
4.....	T101 .....	17806 .....	Bearing
16.....	T104 .....	17213 .....	Bearing
4.....	T106 .....	19652 .....	Bearing
3.....	T113 .....	17231 .....	Bearing
16.....	T133P.....	21620 .....	Pivot
3.....	T151P.....	17251 .....	Pivot
2.....	T241P.....	23013 .....	Pivot
4.....	T188P.....	8946 .....	Pivot
8.....	T220L.....	5334 .....	Link
8.....	T221 .....	7967 .....	Pin
8.....	T222 .....	5350 .....	Bar
16.....	T223 .....	R653.....	Bolt

**\$3,558.00** Suggested list/35 lb shipping weight

Additional Parts For Transverse Lever, Stand and Connection On Models 2410 and 2420

QTY	RL PN	EQUIV. TOLEDO #	DESCRIPTION
2.....	T102 .....	17918 .....	Bearing
4.....	T113 .....	17231 .....	Bearing
3.....	T168P.....	22535 .....	Pivot

Additional Parts For Transverse Lever, Reversing Levers, Stand and Connection On Model 2430

QTY	RL PN	EQUIV. TOLEDO #	DESCRIPTION
2.....	T101 .....	17806 .....	Bearing
2.....	T106 .....	19652 .....	Bearing
4.....	T113 .....	17231 .....	Bearing
4.....	T162 .....	22461 .....	Bearing
2.....	T167P.....	22507 .....	Pivot
2.....	T168P.....	22535 .....	Pivot
1.....	T169P.....	22544 .....	Pivot

# 15-Ton Motor Truck Scale Kits

## Kit No. T-67-K

Pivots and Bearings, Two-section, Cast Lever System With Main Lever #23644, Models 2591 and 4310

QTY	RL PN	EQUIV. TOLEDO #	DESCRIPTION
2.....	T113 .....	17231 .....	Bearing, tip, transverse lever
7* .....	T156 .....	23616 .....	Old style fulcrum block with bearing, T128 insert
Or** .....	T128 .....	47030 .....	New style bearing, insert only
1.....	T168P .....	22535 .....	Pivot, tip, transverse lever
1.....	T179P .....	23631 .....	Pivot, load, transverse lever
2.....	T180P .....	23624 .....	Pivot, load, end lever
12.....	T181P .....	23620 .....	Pivot, tip, end lever, main
11.....	T184P .....	23615 .....	Pivot, load and fulcrum, main levers
8.....	T530 .....	23275 .....	Link
4.....	T548 .....	23282 .....	Link
4.....	T207 .....	23651 .....	Saddle block
4.....	T529 .....	23622 .....	Support block
2.....	T547 .....	23627 .....	Support block

**\$5,119.00** Suggested list/87 lb shipping weight

\*T156, old style block with bearing will be supplied, unless \*\*T128, new style bearing insert is specified. Bearing insert from the old style block can be removed for use in new style scales..

## Kit No. T-74-K

Pivots and Bearings, Two-section, Steel Lever System Models 2592 and 4311, Main Lever #47261

QTY	RL PN	EQUIV. TOLEDO #	DESCRIPTION
2.....	T113 .....	17231 .....	Bearing, nose iron, transverse lever
4.....	T130 .....	39285 .....	Bearing, fulcrum, main lever
6.....	T133P .....	21620 .....	Pivot, fulcrum, four on end extension, two on transverse
4.....	T134P .....	46889 .....	Pivot, fulcrum, main lever
6.....	T162 .....	22461 .....	Bearing, fulcrum, four on end extension, two on transverse
4.....	T165P .....	39154 .....	Pivot, load, end extension
8.....	T166P .....	23829 .....	Pivot, nose iron, main lever
1.....	T168P .....	22535 .....	Pivot, nose iron, transverse lever
4.....	T181P .....	23620 .....	Pivot, nose iron, end extension lever
1.....	T190P .....	23976 .....	Pivot, load, transverse lever
4.....	T207 .....	23651 .....	Saddle block or link support with bearing, T128 insert
4.....	T231P .....	47241 .....	Pivot, load, main, bearing, main lever load
8.....	T530 .....	23275 .....	Link
4.....	T548 .....	23282 .....	Link
4.....	T529 .....	23622 .....	Support block
2.....	T547 .....	23627 .....	Support block

**\$4,763.00** Suggested list/67 lb shipping weight

## Kit No. T-69-K

Suspension Kit For T-67-K and T-74-K

QTY	RL PN	EQUIV. TOLEDO #	DESCRIPTION
4.....	T207 .....	23651 .....	Saddle block or support link
8.....	T213L .....	23609 .....	Link
4.....	T211 .....	23608 .....	Trunnion block, bar

**\$3,204.00** Suggested list/77 lb shipping weight

# 20-Ton Motor Truck and Axle Load Scales

## Kit No. T-72-K

Pivots and Bearings, Two-section, Cast Lever System With Main Lever #23633, Models 2691 and 4320

QTY	RL PN	EQUIV. TOLEDO #	DESCRIPTION
2.....	T113 .....	17231 .....	Bearing, nose iron, transverse lever
4*.....	T155 .....	23610 .....	Old style fulcrum block with bearing, T129 insert
Or**.....	T129 .....	47027 .....	New style bearing insert, only
3.....	T156 .....	23616 .....	Bearing, fulcrum
1.....	T168P .....	22535 .....	Pivot, nose iron
1.....	T179P .....	23631 .....	Pivot, load
2.....	T180P .....	23624 .....	Pivot, load
12.....	T181P .....	23620 .....	Pivot, nose
3.....	T184P .....	23615 .....	Pivot, fulcrum
8.....	T202P .....	23607 .....	Pivot, load and fulcrum
4.....	T208 .....	23603 .....	Saddle block or link support with bearing, T129 insert
8.....	T530 .....	23275 .....	Link
4.....	T548 .....	23282 .....	Link
4.....	T529 .....	23622 .....	Support
2.....	T547 .....	23627 .....	Support

**\$5,017.00** Suggested list/96 lb shipping weight

\*T155 old style block with bearing will be supplied, unless \*\*T129 new style bearing insert is specified. Bearing insert from the old style block can be removed for use in new style scales..

## Kit No. T-76-K

Pivots and Bearings, Two-section, Steel Lever Systems, Models 2692 and 4321, Main Lever #47260

QTY	RL PN	EQUIV. TOLEDO #	DESCRIPTION
2.....	T113 .....	17231 .....	Bearing, nose iron, transverse lever
4.....	T130 .....	39285 .....	Bearing, fulcrum, main lever
6.....	T133P .....	21620 .....	Fulcrum, four end extension and two transverse lever
4.....	T134P .....	46889 .....	Pivot, fulcrum, main lever
6.....	T162 .....	22461 .....	Bearing, fulcrum, four end extension, two transverse lever
4.....	T165P .....	39154 .....	Pivot, load, end extension lever
8.....	T166P .....	23829 .....	Pivot, nose iron, main lever
1.....	T168P .....	22535 .....	Pivot, nose iron, transverse lever
4.....	T181P .....	23620 .....	Pivot, nose iron, end extension lever
1.....	T190P .....	23976 .....	Pivot, load, transverse lever
4.....	T208 .....	23603 .....	Saddle block or link support with bearing, T129 insert bearing, main lever load
4.....	T232P .....	47238 .....	Pivot, load, main lever
8.....	T530 .....	23275 .....	Link
4.....	T548 .....	23282 .....	Link
4.....	T529 .....	23622 .....	Support
2.....	T547 .....	23627 .....	Support

**\$4,812.00** Suggested list/73 lb shipping weight

## Kit No. T-70-K

Suspension Kit For T-72-K and T-76-K

QTY	RL PN	EQUIV. TOLEDO #	DESCRIPTION
4.....	T208 .....	23603 .....	Saddle block or link support with bearing, T129 insert
4.....	T211 .....	23608 .....	Trunnion block, bar
8.....	T213L .....	23609 .....	Link

**\$3,257.00** Suggested list/81 lb shipping weight

# 30-Ton Motor Truck and Axle Load Scales

## Kit No. T-73-K

Pivots and Bearings, Two-section, Cast Lever System With Main Lever #23652, Models 2791 and 4330

QTY	RL PN	EQUIV. TOLEDO #	DESCRIPTION
2.....	T113 .....	17231 .....	Bearing, nose iron
4* .....	T154 .....	23669 .....	Old style fulcrum block with bearing, T130 insert
Or** .....	T130 .....	39285 .....	New style bearing, insert only
2* .....	T155 .....	23610 .....	Old style fulcrum block with bearing, T129 insert
Or** .....	T129 .....	47027 .....	New style bearing, insert only
1* .....	T156 .....	23616 .....	Old style stand block with bearing, T128 insert
Or** .....	T128 .....	47030 .....	New style bearing, insert only
8.....	T166P .....	23829 .....	Pivot, nose iron
1.....	T168P .....	22535 .....	Pivot, nose iron, transverse lever
1.....	T179P .....	23631 .....	Pivot, load
4.....	T181P .....	23620 .....	Pivot, nose iron
8.....	T182P .....	23666 .....	Pivot, load and fulcrum
1.....	T184P .....	23615 .....	Pivot, fulcrum
2.....	T194P .....	23674 .....	Pivot, load
2.....	T202P .....	23607 .....	Pivot, fulcrum
4.....	T209 .....	23662 .....	Saddle block or link support with bearing, T130 insert
8.....	T531 .....	23443 .....	Link
4.....	T529 .....	23622 .....	Support
4.....	T548 .....	23282 .....	Link
2.....	T547 .....	23627 .....	Support

**\$5,449.00** Suggested list/127 lb shipping weight

\*T154, t155, t156 old style blocks with bearing will be sent.

\*\*T130, t129, and t128 new style bearing inserts on request only. The bearing inserts from old style blocks can be removed for use in new style scales.

## Kit No. T-77-K

New Style Main Lever KC234517

Pivots and Bearings, Two-section, Steel Lever System, Models 2792, 4331 and 4332, Main Lever #47258

QTY	RL PN	EQUIV. TOLEDO #	DESCRIPTION
2.....	T113 .....	17231 .....	Bearing, nose iron, transverse lever
4.....	T130 .....	39285 .....	Bearing, fulcrum, main lever
6.....	T133P .....	21620 .....	Pivot, fulcrum, four on end extension, two transverse
8.....	T134P .....	46889 .....	Pivot, four fulcrum and four load, main lever
6.....	T162 .....	22461 .....	Bearing, fulcrum, four end extension, two transverse
4.....	T165P .....	39154 .....	Pivot, load, end extension lever
8.....	T166P .....	23829 .....	Pivot, nose iron, main lever
1.....	T168P .....	22535 .....	Pivot, nose iron, transverse lever
4.....	T181P .....	23620 .....	Pivot, nose iron, end extension lever
1.....	T190P .....	23976 .....	Pivot, load, transverse lever
4.....	T209 .....	23662 .....	Saddle block or link support with bearing, T130 insert
8.....	T530 .....	23275 .....	Link
4.....	T529 .....	23622 .....	Support
4.....	T548 .....	23282 .....	Link
2.....	T547 .....	23627 .....	Support

**\$4,722.00** Suggested list/87 lb shipping weight

## Kit No. T-71-K

Suspension Kit For T-73-K and T-77-K

QTY	RL PN	EQUIV. TOLEDO #	DESCRIPTION
4.....	T209 .....	23662 .....	Saddle block or link support with bearing, T130 insert
8.....	T210L .....	23667 .....	Link
4.....	T212 .....	23668 .....	Trunnion block, bar

**\$3,477.00** Suggested list/120 lb shipping weight



# 50- and 60-Ton Motor Truck Scales

## Kit No. T-58-K

Pivots and Bearings, Four-section, Cast Lever System Main Lever #23652, 38388, Models 2780, 2790, 4350, 4360

QTY	RL PN	EQUIV. TOLEDO #	DESCRIPTION
4.....	T104 .....	17213 .....	Bearing, fulcrum stand
4.....	T106 .....	19652 .....	Bearing, end extension lever, stand and connection
2.....	T113 .....	17231 .....	Bearing, transverse lever stand and connection
2*.....	T129 .....	47027 .....	New style, bearing, end extension lever fulcrum
Or**.....	T155 .....	23610 .....	Bearing block with bearing, T129 insert
8*.....	T130 .....	39285 .....	New style, bearing, main lever fulcrum stand
Or**.....	T154 .....	23669 .....	Bearing block with bearing, T130 insert
2.....	T146P .....	23941 .....	Pivot, center extension lever nose
4.....	T161P .....	22501 .....	Pivot, two nose end ext. Lever and two center ext. Lever
6.....	T162 .....	22461 .....	Bearing, transverse lever, four on connection two on load
16.....	T166P .....	23829 .....	Pivot, main lever nose
2.....	T167P .....	22507 .....	Pivot, transverse lever, load and fulcrum
1.....	T168P .....	22535 .....	Pivot, transverse lever nose
2.....	T170P .....	22503 .....	Pivot, center extension lever fulcrum
16.....	T182P .....	23666 .....	Pivot, main lever, load and fulcrum
4.....	T194P .....	23674 .....	Two load, end extension lever and two center extension lever
2.....	T202P .....	23607 .....	Pivot, end extension lever, fulcrum
8.....	T209 .....	23662 .....	Saddle block or link support with bearing T130
16.....	T531 .....	23443 .....	Link, main lever tip
8.....	T529 .....	23622 .....	Support, main lever tip

**\$8,292.00** Suggested list/205 lb shipping weight

*\*T129 and T130 new style bearing insert will be supplied, unless \*\*T155 and T154 old style bearing block with inserts T129 and T130 is specified.*

## Kit No. T-65-K

Suspension Kit For T-58-K

QTY	RL PN	EQUIV. TOLEDO #	DESCRIPTION
8.....	T209 .....	23662 .....	Saddle block or link support with bearing T130
16.....	T210L .....	23667 .....	Link
8.....	T212 .....	23668 .....	Trunnion block, bar

**\$6,952.00** Suggested list/239 lb shipping weight

# 50- and 60-Ton Motor Truck Scales

## Kit No. T-59-K

Pivots and Bearings, Five-section, Cast Lever System Main Lever #23652, 38388, Models 2780, 2890, 4350, 4360

QTY	RL PN	EQUIV. TOLEDO #	DESCRIPTION
6.....	T104 .....	17213 .....	Bearing, fulcrum stand, two on secondary center extension lever and four on center extension lever
4.....	T106 .....	19652 .....	Bearing, nose, extension lever
2.....	T113 .....	17231 .....	Bearing, nose conn, transverse lever,
2*	T129 .....	47027 .....	New style bearing, end extension lever, fulcrum
Or**	T155 .....	23610 .....	Bearing block with bearing, T129 insert
10*	T130 .....	39285 .....	New style bearing, main lever fulcrum stand
Or**	T154 .....	23669 .....	Bearing block with bearing, T130 insert
3.....	T146P .....	23941 .....	Pivot, nose, one on secondary center extension lever two On center extension lever
4.....	T161P .....	22501 .....	Pivot, nose, two on end extension lever and two on center extension lever
6.....	T162 .....	22461 .....	Bearing, transverse lever, four conn, two load
20.....	T166P .....	23829 .....	Pivot, nose, main lever
2.....	T167P .....	22507 .....	Pivot, load and fulcrum, transverse lever
1.....	T168P .....	22535 .....	Pivot, nose, transverse lever
1.....	T169P .....	23013 old # 22544 .....	Pivot, nose, secondary, center lever
3.....	T170P .....	22503 .....	Pivot, fulcrum, two on center extension lever and one on Secondary center extension lever
20.....	T182P .....	23666 .....	Pivot, fulcrum and main lever load
5.....	T194P .....	23674 .....	Pivot, load, two on end extension lever, two on center extension lever, one on secondary center extension lever
2.....	T202P .....	23607 .....	Pivot, fulcrum, end extension lever
10.....	T209 .....	23662 .....	Saddle block or link support with bearing, T130 insert
20.....	T531 .....	23443 .....	Link, main lever tip
10.....	T529 .....	23622 .....	Support
4.....	T106 .....	19652 .....	Bearing, load and power
2.....	T162 .....	22461 .....	Bearing, fulcrum
1.....	T167P .....	22507 .....	Pivot, fulcrum
2.....	T169P .....	23013 old # 22544 .....	Pivot, load and power

**\$10,304.00** Suggested list/262 lb shipping weight

*\*T129 and T130 new style bearing inserts will be supplied, unless \*\* T154 and T155 old style bearing blocks with bearing inserts T129 and T130 are specified.*

## Kit No. T-66-K

Suspension Kit For T-59-K

QTY	RL PN	EQUIV. TOLEDO #	DESCRIPTION
10.....	T209 .....	23662 .....	Saddle block or link support with bearing, T130 insert
20.....	T210L .....	23667 .....	Link
10.....	T212 .....	23668 .....	Trunnion block, bar

**\$8,690.00** Suggested list/298 lb shipping weight

# 50-, 60- and 75\*-Ton Motor Truck Scales

## Kit No. T-56-K

Pivots and Bearings, Four-section, Steel Lever System, Models 2781, 2784, 2891, 2875\*, 4350, 4353, 4360, 4352

Main Lever #KC234517

Main Lever #47258, 60 and 75 Ton

Main Lever #47259, 50 Ton

QTY	RL PN	EQUIV. TOLEDO #	DESCRIPTION
4.....	T106 .....	19652 .....	Bearing
2.....	T113 .....	17231 .....	Bearing
8.....	T130 .....	39285 .....	Bearing
8.....	T133P .....	21620 .....	Pivot, fulcrum
16.....	T134P .....	46899 .....	Pivot
2.....	T146P .....	23941 .....	Pivot, nose
4.....	T161P .....	22501 .....	Pivot, nose
14.....	T162 .....	22461 .....	Bearing
8.....	T165P .....	39154 .....	Pivot, load
16.....	T166P .....	23829 .....	Pivot
2.....	T167P .....	22507 .....	Pivot
1.....	T168P .....	22535 .....	Pivot
16.....	T531 .....	23443 .....	Link, main lever tip
8.....	T529 .....	23622 .....	Support, main lever tip
8.....	T209 .....	23662 .....	Saddle block or link support with bearing, T130

**\$6,255.00** Suggested list/170 lb shipping weight

\*Add For Model 2875, 75-Ton:

QTY	RL PN	EQUIV. TOLEDO #	DESCRIPTION
4.....	T106 .....	19652 .....	Bearing
2.....	T162 .....	22461 .....	Bearing

## Kit No. T-65-K

Suspension Kit For T-56-K

QTY	RL PN	EQUIV. TOLEDO #	DESCRIPTION
8.....	T209 .....	23662 .....	Saddle block or link support with bearing T130
16.....	T210L .....	23667 .....	Link
8.....	T212 .....	23668 .....	Trunnion block, bar

**\$6,952.00** Suggested list/239 shipping weight

# 50-, 60- and 75-Ton Motor Truck Scales

## Kit No. T-57-K

Pivots and Bearings, Five-section, Steel Lever System, Models 2781, 2891, 2875, 4350, 4360

Main Lever #KC234517

Main Lever #47258, 60 and 75 Ton

Main Lever #47259, 50 Ton

QTY	RL PN	EQUIV. TOLEDO #	DESCRIPTION
9.....	T106 .....	19652 .....	Bearing
2.....	T113 .....	17231 .....	Bearing
10.....	T130 .....	39285 .....	Bearing
10.....	T133P .....	21620 .....	Pivot, fulcrum
20.....	T134P .....	46899 .....	Pivot
4.....	T146P .....	23941 .....	Pivot, nose
4.....	T161P .....	22501 .....	Pivot, nose
18.....	T162 .....	22461 .....	Bearing
10.....	T165P .....	39154 .....	Pivot, load
20.....	T166P .....	23829 .....	Pivot
3.....	T167P .....	22507 .....	Pivot
1.....	T168P .....	22535 .....	Pivot
10.....	T209 .....	23662 .....	Saddle block or link support with bearing T130
2.....	T139 .....	23944 .....	Bearing
2.....	T169P .....	22544 .....	Pivot
20.....	T531 .....	23443 .....	Link, main lever tip
10.....	T529 .....	23622 .....	Support, main lever tip

**\$8,279.00** Suggested list/215 shipping weight

## Kit No. T-66-K

Suspension Kit For T-57-K

QTY	RL PN	EQUIV. TOLEDO #	DESCRIPTION
10.....	T209 .....	23662 .....	Saddle block or link support with bearing T130
20.....	T210L .....	23667 .....	Link
10.....	T212 .....	23668 .....	Trunnion block, bar

**\$8,690.00** Suggested list/298 lb shipping weight

# TOLEDO PORTABLE VEHICLE SCALES (BUILT BY POWELL)

## Kit No. P-1003K

Pivots and Bearings, Two-section, Portable Scales: 10 ft, 20 ft and 25 ft, 32.5 Ton Sectional

QTY	RL PN	DESCRIPTION
10.....	P716P.....	Main pivot
8.....	H624.....	Main bearing
2.....	H655P.....	Backbone pivot
2.....	H691.....	Backbone bearing
3.....	10797.....	Nose iron pivot
3.....	P701.....	Parallel strap with bearing
2.....	P702.....	Horizontal strap with bearing
10.....	15280.....	Alignment pin for (bearing)

**\$1,821.00** Suggested list/50 lb shipping weight

## Kit No. 89051

Pivots and Bearings, Two-section, Portable Scales: 30 ft and 35 ft, 32.5 Ton Sectional

QTY	RL PN	DESCRIPTION
12.....	P716P.....	Main pivot
10.....	H624.....	Main bearing
0.....	H655P.....	Backbone pivot
0.....	H691.....	Backbone bearing
3.....	10797.....	Nose iron pivot
3.....	P701.....	Parallel strap with bearing
2.....	P702.....	Horizontal strap with bearing
10.....	15280.....	Alignment pin for (bearing)

**\$1,845.00** Suggested list/55 lb shipping weight

## Kit No. P-1004K

Two-section Suspension Kit for P and B Kits P-1003K and 89051, 32.5 Ton Sectional

QTY	RL PN	DESCRIPTION
8.....	69784.....	Link
4.....	71043.....	Upper block with o bearing
4.....	P707.....	Upper bearing pin
4.....	P705.....	Lower trunnion pin
4.....	15288.....	Roll pin

**\$2,972.00** Suggested list/130 lb shipping weight

# TOLEDO PORTABLE VEHICLE SCALES (BUILT BY POWELL)

## Kit No. 71020

Pivots and Bearings, Three-section, Portable Scales: 35 ft and 40 ft, 32.5 Ton Sectional

QTY	RL PN	DESCRIPTION
16.....	P716P.....	Main pivot
13.....	H624.....	Main bearing
2.....	H655P.....	Backbone pivot
2.....	H691.....	Backbone bearing
4.....	10797.....	Nose iron pivot
4.....	P701.....	Parallel strap with bearing
3.....	P702.....	Horizontal strap with bearing
15.....	15280.....	Alignment pin for (bearing)

**\$2,677.00** Suggested list/75 lb shipping weight

## Kit No. 71063

Three-section Suspension Kit for P and B Kits 71020, 32.5 Ton Sectional

QTY	RL PN	DESCRIPTION
12.....	69784.....	Link
6.....	71043.....	Upper block with o bearing
6.....	P707.....	upper bearing pin
6.....	P705.....	lower trunnion pin
6.....	15288.....	Roll pin

**\$4,458.00** Suggested list/195 lb shipping weight

# TOLEDO PORTABLE VEHICLE SCALES (BUILT BY POWELL)

## Kit No. 107661

Pivots and Bearings, Four-section, Portable Scales: 50 ft, 32.5 Ton Sectional

QTY	RL PN	DESCRIPTION
20.....	P716P.....	Main pivot
16.....	H624.....	Main bearing
4.....	H655P.....	Backbone pivot
4.....	H691.....	Backbone bearing
5.....	10797.....	Nose iron pivot
5.....	P701.....	Parallel strap with bearing
4.....	P702.....	Horizontal strap with bearing
20.....	15280.....	Alignment pin for (bearing)

**\$3,511.00** Suggested list/96 lb shipping weight

## Kit No. P-1001K

Pivots and Bearings, Four-section, Portable Scales: 60 ft and 70 ft, 32.5 Ton Sectional

QTY	RL PN	DESCRIPTION
24.....	P716P.....	Main pivot
20.....	H624.....	Main bearing
0.....	H655P.....	Backbone pivot
0.....	H691.....	Backbone bearing
5.....	10797.....	Nose iron pivot
5.....	P701.....	Parallel strap with bearing
4.....	P702.....	Horizontal strap with bearing
20.....	15280.....	Alignment pin for (bearing)

**\$3,511.00** Suggested list/100 lb shipping weight

## Kit No. P-1002K

Four-section Suspension Kit for P and B Kits 107661 and P-1101K, 32.5 Ton Sectional

QTY	RL PN	DESCRIPTION
16.....	69784.....	Link
8.....	71043.....	Upper block with o bearing
8.....	P707.....	Upper bearing pin
8.....	P705.....	Lower trunnion pin
8.....	15288.....	Roll pin

**\$5,943.00** Suggested list/255 lb shipping weight

# TOLEDO PORTABLE VEHICLE SCALES (BUILT BY POWELL)

## Kit No. 107664

Pivots and Bearings, Five-section, Portable Scales: 70 ft, 32.5 Ton Sectional

QTY	RL PN	DESCRIPTION
28.....	P716P.....	Main pivot
23.....	H624.....	Main bearing
2.....	H655P.....	Backbone pivot
2.....	H691.....	Backbone bearing
6.....	10797.....	Nose iron pivot
6.....	P701.....	Parallel strap with bearing
5.....	P702.....	Horizontal strap with bearing
25.....	15280.....	Alignment pin for (bearing)

**\$4,394.00** Suggested list/125 lb shipping weight

## Kit No. 107663

Five-section Suspension Kit for P and B Kits 107664, 32.5 Ton Sectional

QTY	RL PN	DESCRIPTION
20.....	69784.....	Link
10.....	71043.....	Upper block with o bearing
10.....	P707.....	Upper bearing pin
10.....	P705.....	Lower trunnion pin
10.....	15288.....	Roll pin

**\$7,542.00** Suggested list/320 lb shipping weight



# TOLEDO PORTABLE VEHICLE SCALES (BUILT BY POWELL)

## Kit No. 71021

Pivots and Bearings, Six-section, Portable Scales: 70 ft and 80 ft, 32.5 Ton Sectional

QTY	RL PN	DESCRIPTION
32.....	P716P.....	Main pivot
26.....	H624.....	Main bearing
4.....	H655P.....	Backbone pivot
4.....	H691.....	Backbone bearing
7.....	10797.....	Nose iron pivot
7.....	P701.....	Parallel strap with bearing
6.....	P702.....	Horizontal strap with bearing
30.....	15280.....	Alignment pin for (bearing)

**\$5,304.00** Suggested list/145 lb shipping weight

## Kit No. 71062

Six-section Suspension Kit for P and B Kits 71021, 32.5 Ton Sectional

QTY	RL PN	DESCRIPTION
24.....	69784.....	Link
12.....	71043.....	Upper block with o bearing
12.....	P707.....	Upper bearing pin
12.....	P705.....	Lower trunnion pin
12.....	15288.....	Roll pin

**\$8,914.00** Suggested list/385 lb shipping weight

