

Monorail Scales

TABLE OF CONTENTS

MS200 772
Portable Monorail Scale

MS202 773
Permanent Monorail Scale


MONORAIL SCALES

The following product names, logos, brands and other trademarks featured or referred to within this publication are the property of their respective trademark holders.

MS200

Portable Monorail Scale

MONORAIL SCALES



Approvals



Part Number/Price

Part #	Description	Est. Weight	Price
19743	MS200HB, NTEP Certified portable	38 lb	\$2,400.00

Options/Accessories

Part #	Description	Price
16984	Additional operating manual	\$5.00
167585	Replacement load cell, 500 kg 2 mV/v 350 ohm SST construction, with 25 ft of cable	\$842.00

Standard Features

- 8-inch live-rail designed to weigh one trolley
- 750 × 0.5 lb resolution
- Compatible with both 3/8 in and 1/2 in rails
- Requires less than 41 in of straight rail to install
- Electroless nickel plated, steel construction
- 25 ft of load cell cable for flexible installation
- Slightly recessed live-rail for the trolley roller provides stable weighments

Specifications

Construction:

Electroless nickel plated steel construction, stainless steel hardware

Load Cell Construction:

Stainless steel

Bridge Resistance:

350 ohm nominal

Rated Output:

2 mV/V

Nonlinearity:

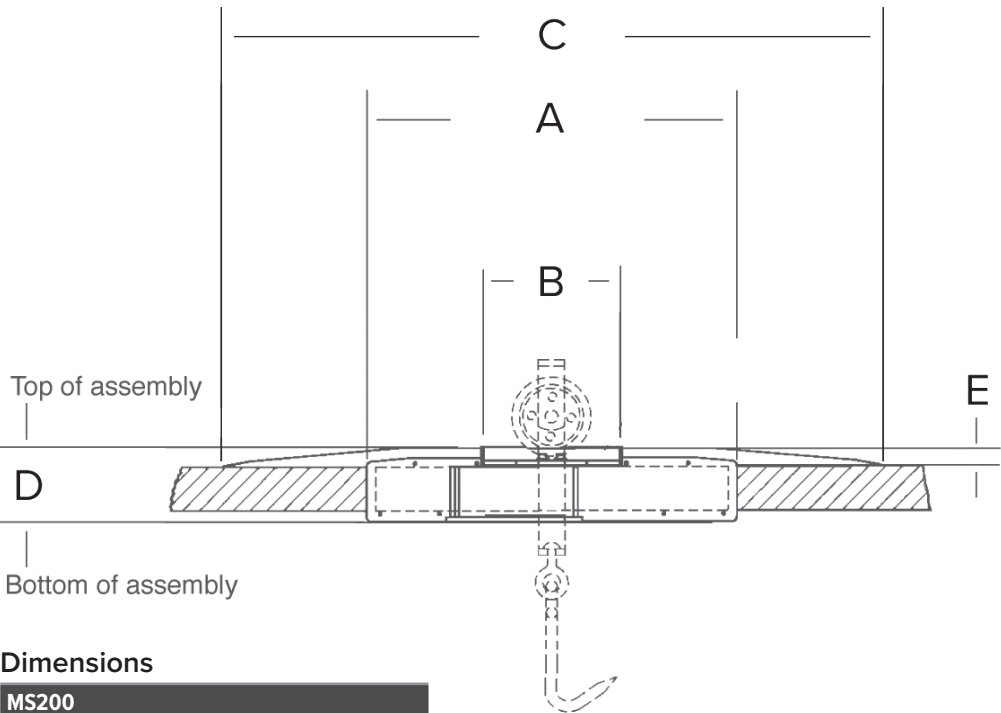
0.03% full scale

Warranty:

One-year limited


Approvals:

NTEP CC 90-003, Class III, 1500 d



Dimensions

MS200	
A	21.00 in (533 mm)
B	8.00 in live rail (203 mm)
C	40.32 in (1,024 mm)
D	4.50 in (114 mm)
E	1.13 in (29 mm)



The 52 in section of rail supplied with the MS202 allows ample length for custom fitting to your specific area. This length is necessary when replacing a mechanical lever system.

The rail can be cut down to as short as 14 in for installation between two rail hangers. To make the weighing operation as simple as possible, the 8 in live-rail is mounted flush and level with the trolley rail.

Approvals



Part Number/Price

Part #	Description	Est. Weight	Price
19744	MS202HB-3/8 in, electroless nickel plated rail	38 lb	\$2,350.00
19745	MS202HB-1/2 in, electroless nickel plated rail	38 lb	\$2,350.00
196885	MS202HB-SS 3/8 in, stainless steel rail	38 lb	\$2,650.00
196888	MS202HB-SS 1/2 in, stainless steel rail	38 lb	\$2,650.00

Options/Accessories

Part #	Description	Price
16984	Additional operating manual	\$5.00
167585	Replacement load cell, 500 kg 2 mV/v 350 ohm stainless steel construction, with 25 ft of cable	\$842.00

Standard Features

- 8-inch live-rail designed to weigh one trolley
- 750 × 0.5 lb resolution
- Available for rail sizes 3/8 × 2 1/2 in or 1/2 × 2 1/2 in
- Requires less than 41 in of straight rail to install (14 in between rail hangers)
- High accuracy, stainless steel load cell
- 25 ft of load cell cable for flexible installation
- Slightly recessed live-rail for the trolley roller provides stable weighments

Specifications

Construction:

Electroless nickel plated or stainless steel construction

Load Cell Construction:

Stainless steel

Bridge Resistance:

350 ohms nominal

Rated Output:

2 mV/V

Nonlinearity:

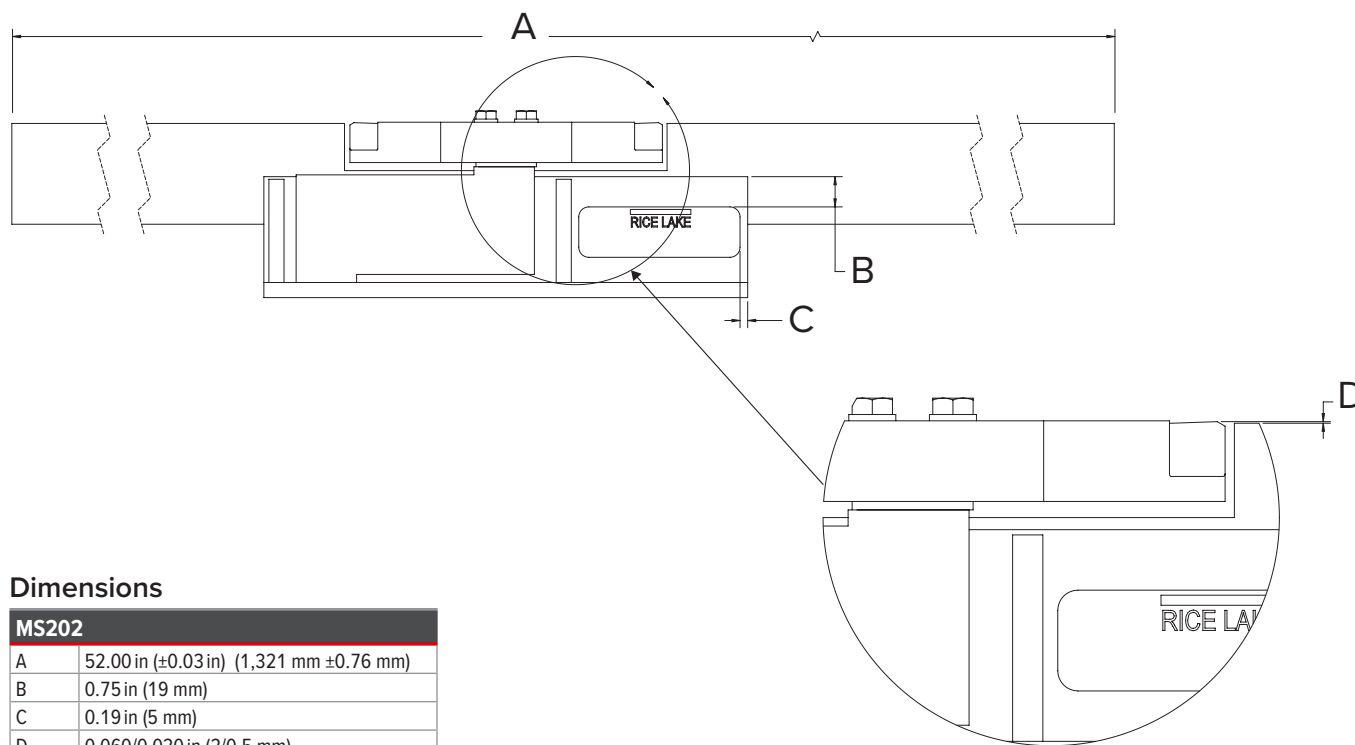
0.03% full scale

Warranty:

One-year limited

Approvals:

NTEP CC 90-003, Class III, 1500 d
Measurement Canada, AM-4849



Dimensions

MS202	
A	52.00 in (±0.03 in) (1,321 mm ±0.76 mm)
B	0.75 in (19 mm)
C	0.19 in (5 mm)
D	0.060/0.020 in (2/0.5 mm)

This image shows a full page of blank graph paper. The grid consists of small, uniform squares formed by thin, light gray lines. There are no margins, text, or other markings on the page.