



Standard Features

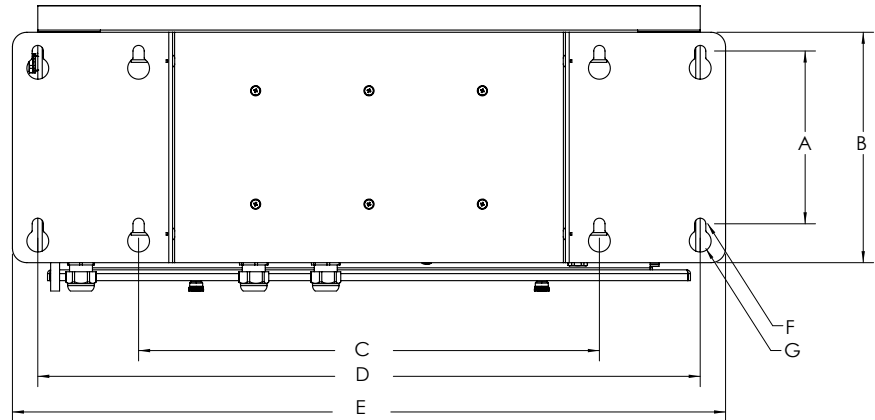
- LED color display with non-glare lens; high-intensity digits up to 5 in tall
- Color commands change background and foreground text
- Auto Learn identifies and interprets the source weight data string for maximum compatibility with a wide range of indicators
- Versatile layout choices include mirror mode, one-line, two-line and quadrant format
- Dynamic messaging views can scroll, slide or flash
- Display stop/go light symbols/arrows with digits up to 4 in tall
- Selectable time/date when weight is at zero
- Integrated weathertight keypad for sending configurable scale commands to the indicator
- Durable IP66 enclosure with Gore-Tex® breather vent to inhibit internal moisture
- RS-232, RS-422, 20 mA and Ethernet TCP/IP
- Mounting options include VESA, flange and pole configurations

Options

- Wireless LAN, Wi-Fi interface 802.11 a/b/g/n
- Wireless interface, pair of ConnexLink radios and mount
- Pole mount kit for 4- to 8-in pole
- VESA kit for 2 to 6-in pole
- Sunshade visor, 8-in painted steel

Dimensions

LaserLight3			
A	6.00 in (152 mm)	E	25.00 in (6.35 mm)
B	8.00 in (203 mm)	F	0.39 in (10 mm)
C	16.00 in (406 mm)	G	0.76 in (19 mm)
D	23.00 in (584 mm)		



Specifications

- Power Consumption:**
AC voltages: 100 to 240 VAC; 50/60 Hz
120 watt (120 VAC)
95 watt (12 VDC)
- Output Interface:**
Ethernet TCP/IP, independently configurable
echo port
- Input Data Format:**
Baud Rate: 1200, 2400, 4800, 9600, 19200, 38400, 57600 and 115200 self-learning or configurable
- Update:**
Continuous or out-of-motion modes
Message interrupt mode
- Digital I/O:**
Four I/O read or set
5 V logic
- Communication Ports:**
Ethernet TCP/IP, RS-232, RS-485,
20 mA current loop
- Character Format:**
7 or 8 data bits; even, odd, or no parity;
1 or 2 stop bits
- Maximum Viewing Distance:**
4-inch character: 100 ft (30 m)
5-inch character: 150 ft (46 m)
- Viewing Angle:**
160°
- Display:**
Bright, outdoor color LED lamps
128 × 32-pixel, 4 mm pitch
Decimal or comma indication
Weight display with units and mode
Message display 1, 2 or 4 lines
Stop/go and directional arrow
- Keys/Buttons:**
Integrated keypad
- Time:**
12- or 24-hour format
- Date:**
US or ISO format
- Temperature:**
Operating: -40 °F to 120 °F (-40 °C to 49 °C)
- Rating/Material:**
IP66 weathertight
Mild steel, powder-coated
- Weight:**
Without wall mount: 14.19 lb (7.81 kg)
With wall mount: 20.48 lb (10.66 kg)
With sunshade and wall mount: 29.79 lb (14.88 kg)
- Warranty:**
Two-year limited

Part Number/Price

Part #	Description	Est. Weight	Price
Remote Display			
214825	LaserLight3 color 5-in (127 mm) messaging remote display	20 lb	Consult
Weight Indicator			
205780	LaserLight3 large display weight indicator	20 lb	Consult

Options/Accessories

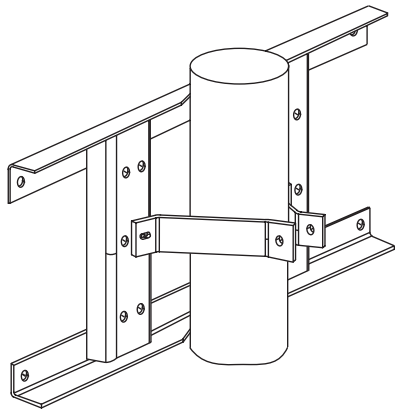
Part #	Description	Price
224940	Cantilever side-mount, mild steel, allows display to be turned for viewing, yellow powder coated finish.	Consult
212745	Pole mount kit, VERSA flat-wall for 2- to 6-in diameter pole, 6 fasteners (M4 × 8 mm)	Consult
75856	Pole mount kit, 4-in flange style, 24-in wide frame for use with 4- to 8-in diameter pole	Consult
208807	Sunshade, 8 in	Consult
209118	Wireless LAN, RS-232/Wi-Fi interface 802.11 a/b/g/n XPico module	Consult
212753	RF interface, paired ConnexLink radios transceiver kit and mount	Consult



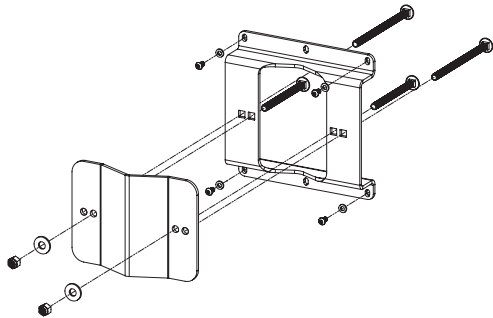
Pictured with optional sunshade visor and legacy mode stop/go



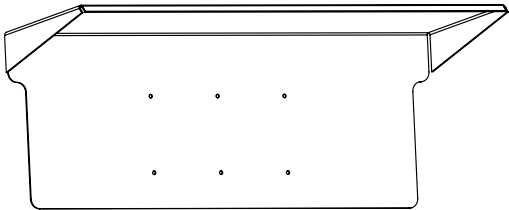
Cantilever side-mount pictured with optional VESA pole-mount kit



Flange pole-mount kit
PN 75856



VESA pole-mount kit
PN 212745



Sunshade
PN 208807

REMOTE DISPLAYS /
SCOREBOARD