

Replacement Parts

TABLE OF CONTENTS

MSI-3460B	70
<i>Assembly (250 to 10,000lb)</i>	
MSI-3460B	72
<i>Assembly (15,000lb)</i>	
MSI-3460B	74
<i>Battery Charger Assembly</i>	
MSI-3460C	76
<i>Assembly (250 to 10,000lb)</i>	
MSI-4260B	78
<i>Front Casting Assembly</i>	
MSI-4260B	80
<i>Mid-Section Assembly (S-beam Load Cell) (500 to 10,000lb)</i>	
MSI-4260B	82
<i>Mid-Section Assembly (20,000 to 30,000lb)</i>	
MSI-4260B	84
<i>Mid-Section Assembly (50,000 to 70,000lb)</i>	
MSI-4260B	86
<i>Battery Casting Assembly</i>	
MSI-4260B	88
<i>Bulkhead Assembly</i>	
MSI-4260C	90
<i>Front Casting Assembly</i>	
MSI-4260C	92
<i>Mid-Section Assembly (S-beam Load Cell) (500 to 10,000lb)</i>	
MSI-4260C	94
<i>Mid-Section Assembly (20,000 to 30,000lb)</i>	
MSI-4260C	96
<i>Mid-Section Assembly (50,000 to 70,000lb)</i>	
MSI-4260C	98
<i>Battery Casting Assembly</i>	
MSI-4260C	100
<i>Bulkhead Assembly</i>	
MSI-4260M Industrial	102
<i>Front Casting Assembly</i>	
MSI-4260M Industrial	104
<i>Mid-Section Assembly (500 to 10,000lb)</i>	
MSI-4260M Industrial	106
<i>Mid-Section Assembly (20,000 to 30,000lb)</i>	
MSI-4260M Industrial	108
<i>Mid-Section Assembly (50,000 to 70,000lb)</i>	
MSI-4260M Industrial	110
<i>Battery Casting Assembly</i>	
MSI-4260M Industrial	112
<i>Bulkhead Assembly</i>	
MSI-4260M Marine	114
<i>Front Assembly</i>	
MSI-4260M Marine	116
<i>Battery Casting Assembly</i>	

MSI-4260M Marine	118
<i>Midsection Assembly</i>	
MSI-9300	120
<i>Front Casting Assembly</i>	
MSI-9300	122
<i>Series Bulkhead Assembly</i>	
MSI-9300	124
<i>Mid-section Assembly 500 to 10,000lb (S-beam Load Cell)</i>	
MSI-9300	126
<i>Mid-section Assembly 20,000lb and 30,000lb</i>	
MSI-9300	128
<i>Mid-section Assembly 50,000lb and 70,000lb</i>	
MSI-9300	130
<i>Battery Casting Assembly</i>	
MSI-9300	132
<i>Universal Battery Charger</i>	
MSI-9600HT	134
<i>Front Casting Assembly</i>	
MSI-9600HT	136
<i>Bulkhead Assembly</i>	
MSI-9600HT	138
<i>Mid-section Assembly 10,000lb</i>	
MSI-9600HT	140
<i>Mid-section Assembly 30,000lb</i>	
MSI-9600HT	142
<i>Mid-section Assembly 70,000lb</i>	
MSI-9600HT	144
<i>Back Assembly</i>	
MSI-6260CS	146
<i>Front Casting Assembly</i>	
MSI-6260CS	148
<i>Midsection Assembly (500 to 10,000lb) (S-beam Load Cells)</i>	
MSI-6260CS	150
<i>Midsection Assembly (20 & 30,000lb)</i>	
MSI-6260CS	152
<i>Midsection Assembly (50 & 70,000lb)</i>	
MSI-6260CS	154
<i>Battery Casting Assembly</i>	
MSI-6260CS	156
<i>Universal Battery Charger Assembly</i>	
MSI-6360	158
<i>Front Casting Assembly</i>	
MSI-6360	160
<i>Bulkhead Assembly</i>	
MSI-6360	162
<i>Midsection Assembly (500 to 10,000lb)</i>	
MSI-6360	164
<i>Midsection Assembly (20 & 30,000lb)</i>	

MSI-6360	166
<i>Midsection Assembly (50 & 70,000lb)</i>	
MSI-6360	168
<i>Rear Battery Casting Assembly</i>	
MSI-7300 Dyna-Link	170
<i>Standard Assembly</i>	
Dyna-Clamp	172
<i>Display Assembly</i>	
Dyna-Clamp	174
<i>Rod Assembly</i>	
Dyna-Clamp	176
<i>Front and Back Assembly</i>	
MSI-8000	178
<i>Remote Display</i>	
MSI-8000HD	180
<i>Final Assembly Remote Display</i>	
MSI-8004HD	182
<i>Gen 1 Indicator AC</i>	
MSI-8004HD	184
<i>Gen 1 Optional Kit Tilt Stand</i>	
MSI-8004HD	186
<i>Gen 2 Display AC</i>	
MSI-7000HD	188
MSI-7000	190
MSI-7001HD	192

The following product names, logos, brands and other trademarks featured or referred to within this publication are the property of their respective trademark holders.

MSI-3460B

Assembly (250 to 10,000 lb)



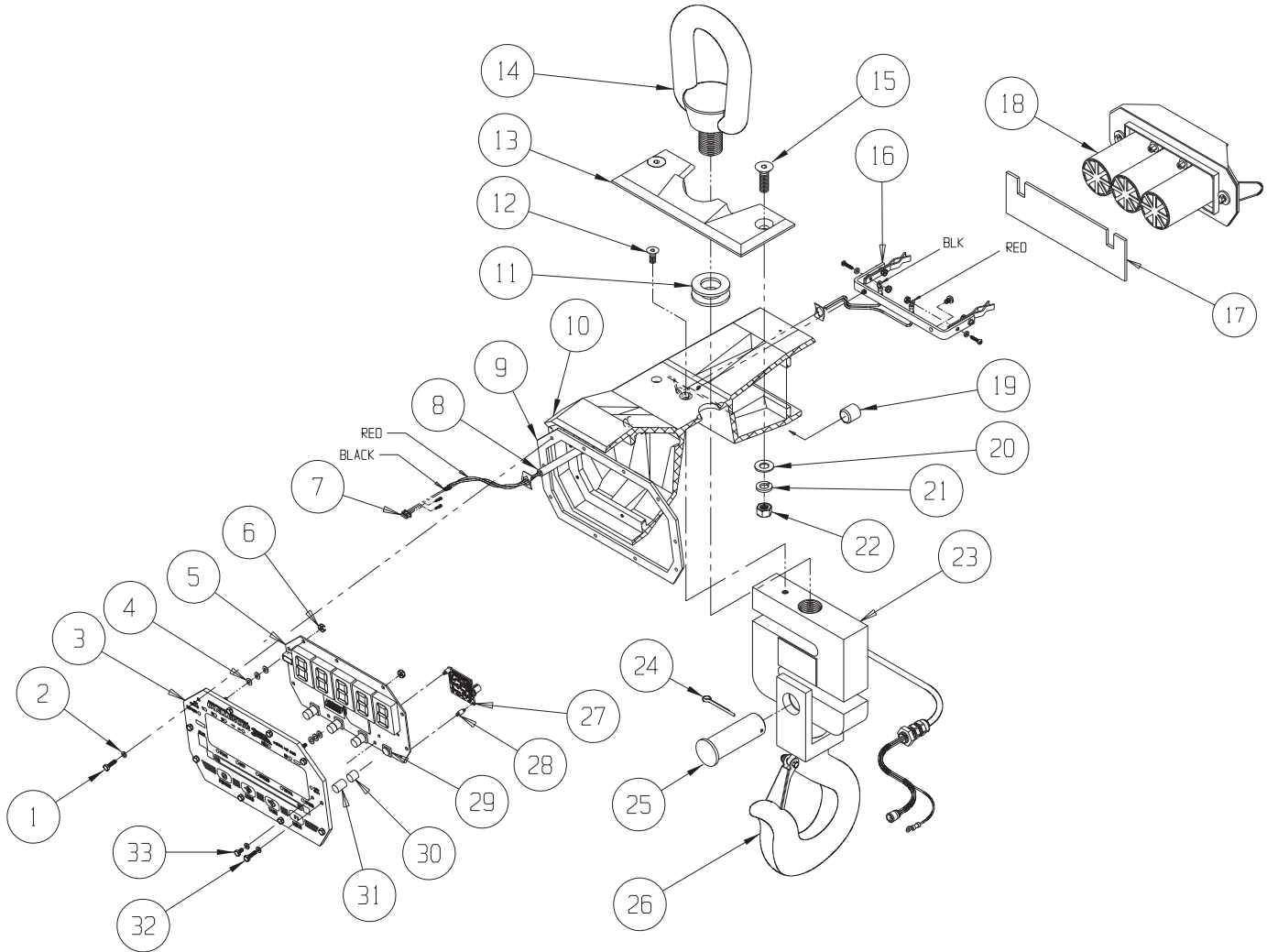
Part Number/Price

Item #	Part #	Description	Price
1	142276	Screw, hex head, 6-32 × 5/8, stainless steel	\$4.50
2	144645	Washer, rubber #6	\$3.50
3	149298	Front panel assembly	\$180.00
4	141899	Washer, flat, #6	\$2.25
5	149279	PCB display	\$300.00
6	128445	Nut, hex, 6-32, stainless steel	\$1.00
7	144528	Connector, power to PCB	\$3.00
8	148347	Tube, power cable	\$25.00
9	150056	Gasket, front panel	\$7.00
10	150398	Casting	\$485.00
11	148177	Washer, foam	\$3.50
12	146120	Screw, flat head, 1/4-20 × 5/8, stainless steel	\$2.25
13	148052	Plate, keeper, 250 to 2,000 lb	\$39.00
13	148050	Plate, keeper, 5,000 to 10,000 lb	\$39.00
14	142030	Eye, lifting, 250 to 2,000 lb	\$71.00
14	135441	Eye, lifting, 5,000 to 10,000 lb	\$150.00
15	146121	Screw, flat head, 3/8-16 × 1-1/4, allen, stainless steel	\$2.50
16	139821	Bracket assembly, battery clip	\$84.00
17	149750	Pad, battery	\$4.75
18	140049	Battery assembly	\$165.00
19	145927	Cap, receptacle	\$2.25
20	146533	Washer, flat, 3/8, stainless steel	\$1.25
21	15160	Washer, split lock, 3/8, stainless steel	\$1.10
22	126992	Nut, hex, 3/8-16, stainless steel	\$2.10
23	139081	Load cell assembly, 250/500 lb	\$1,150.00
23	139081	Load cell assembly, 1,000/2,000 lb	\$1,150.00
23	139082	Load cell assembly, 5,000/10,000 lb	\$1,025.00
24	145944	Pin, cotter, (fits 11205 clevis pin)	\$2.25
24	15258	Pin, cotter, (fits 11206 clevis pin)	\$3.30
25	142594	Pin, clevis (fits C00524-0009 hook)	\$4.75
25	142595	Pin, clevis (fits C00524-0010 hook)	\$20.00
26	140079	Hook/clevis assembly, 250 to 2,000 lb	\$360.00
	143232	Latch, safety (fits C00524-0009)	\$20.00
26	140080	Hook/clevis assembly, 5,000 to 10,000 lb	\$830.00
	143233	Latch, safety (fits C00524-0010)	\$42.00
27	153429	PCA, with Turck insert	\$295.00
28	144929	Spacer, dual locking	\$7.00
29	143816	Switch	Consult
30	144643	Cap, switch .364 in, orange	\$2.25
31	144644	Cap, switch .236 in	\$2.25
32	142573	Screw, hex head, 6-32 × 5/8, stainless steel, drilled	\$4.50
33	142574	Screw, hex head, 6-32 × 1/4, stainless steel	\$4.50

REPLACEMENT PARTS

MSI-3460B

Assembly (250 to 10,000 lb)



REPLACEMENT PARTS

MSI-3460B

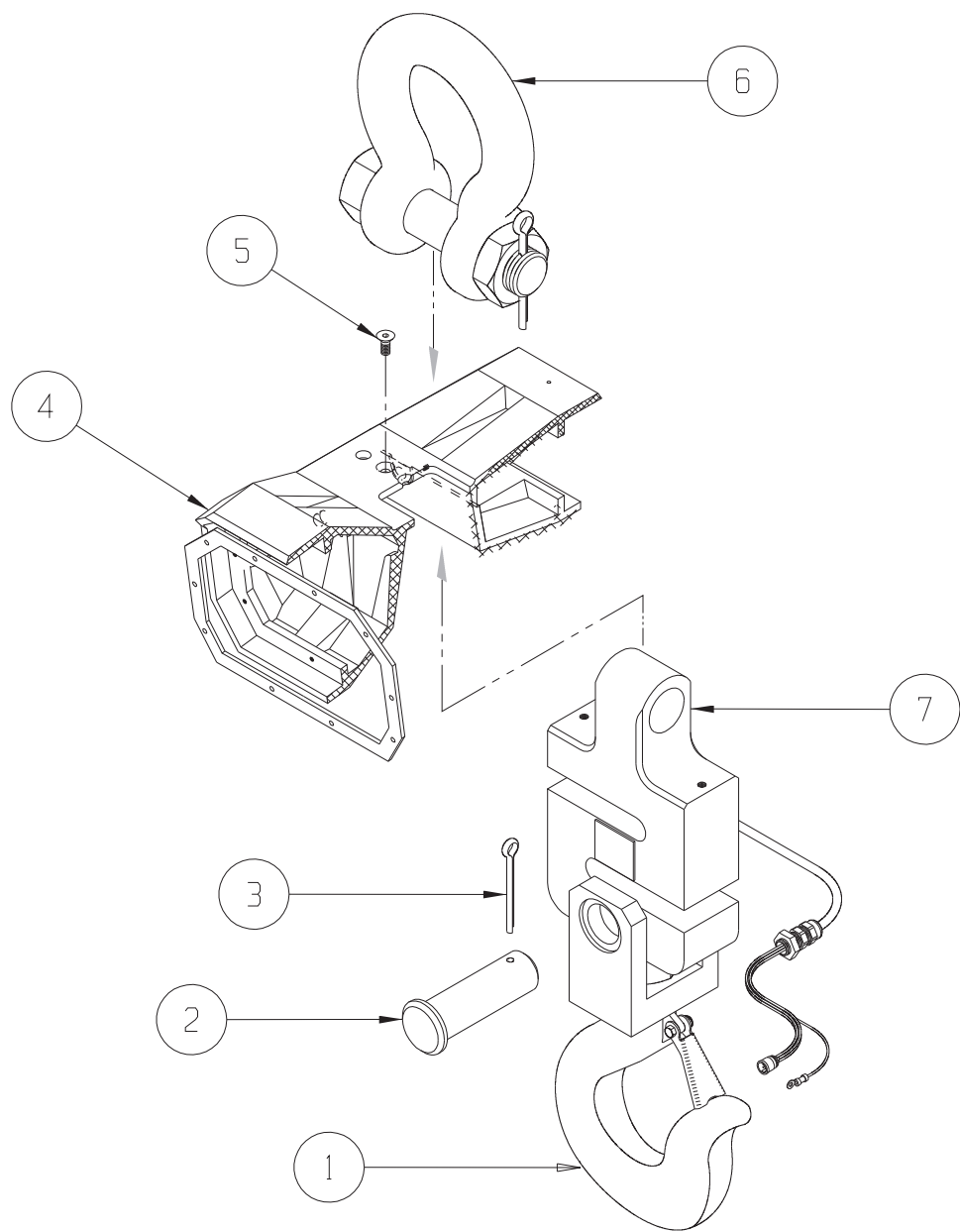
Assembly (15,000 lb)



Part Number/Price

Item #	Part #	Description	Price
1	135966	Swivel hook clevis assembly	\$1,650.00
-	143234	Latch, safety (fits 135966)	\$49.00
2	142836	Pin clevis, 1.25 diameter x 4, steel plated	\$71.00
3	142186	Pin, cotter, 3/16 x 2	\$2.10
4	136084	Casting	\$575.00
5	146120	Screw, 1/4-20 x 5/8, allen, stainless steel	\$2.25
6	146331	Shackle 12 ton	\$325.00
7	139083	Load cell assembly, 15,000 lb/7,000 kg	\$1,900.00

REPLACEMENT PARTS



MSI-3460B

Battery Charger Assembly



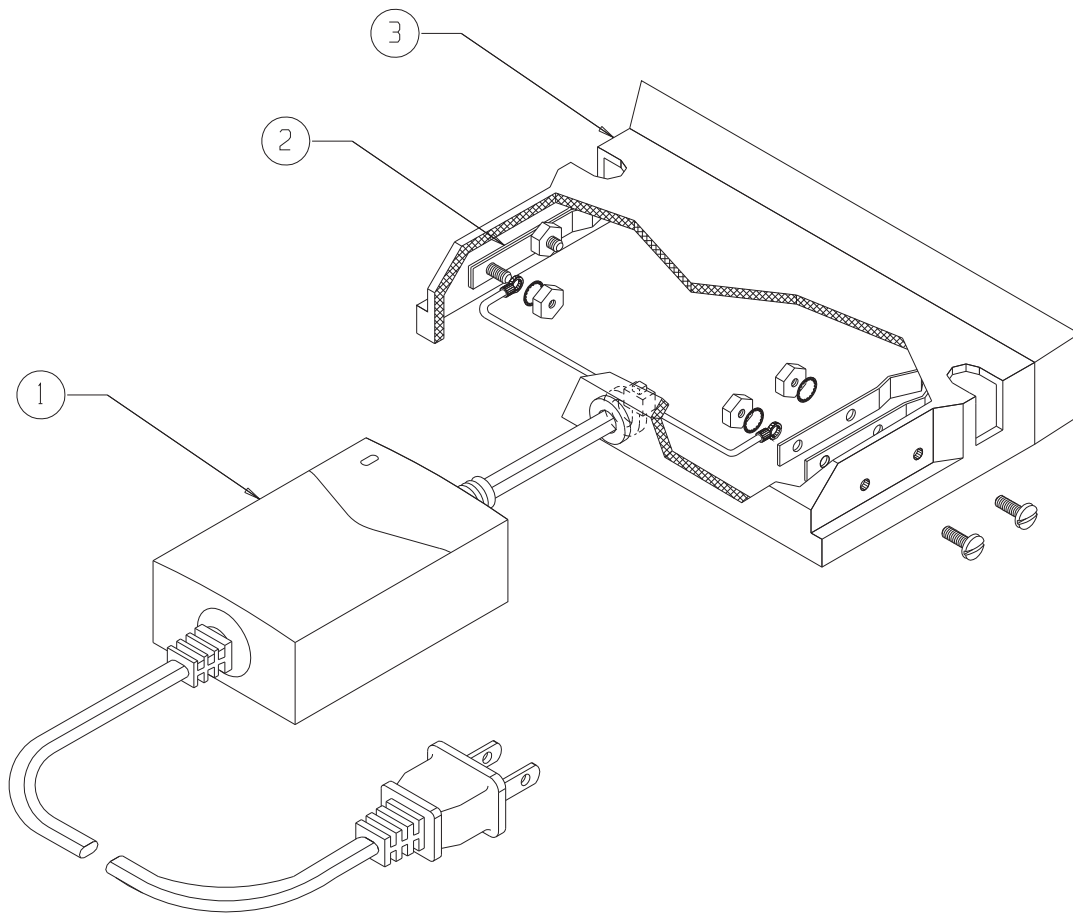
Part Number/Price

Item #	Part #	Description	Price
1	162172	Charger, 6 V universal input	\$73.00
2	150038	Clip, battery terminal	\$8.00
3	150055	Enclosure	\$40.00
	139152	Battery charger assembly, US plug	\$210.00
	139153	Battery charger assembly, European plug	\$210.00
	139154	Battery charger assembly, no plug	\$200.00

REPLACEMENT PARTS

MSI-3460B

Battery Charger Assembly



REPLACEMENT PARTS

MSI-3460C

Assembly (250 to 10,000 lb)

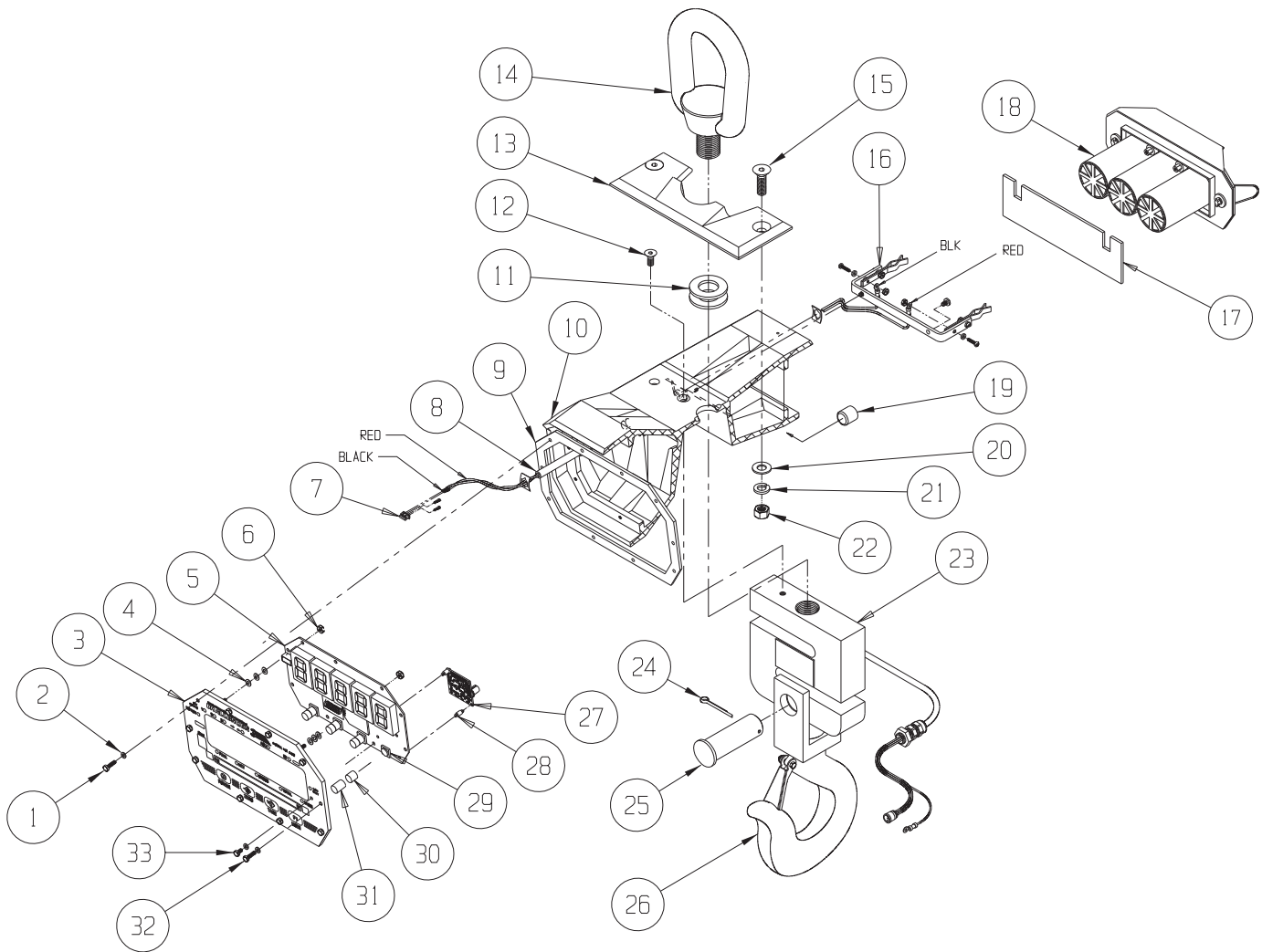


Part Number/Price

Item #	Part #	Description	Price
1	142276	Screw, hex head, 6-32 × 5/8, stainless steel	\$4.50
2	144645	Washer, rubber #6	\$3.50
3	206935	Front panel assembly	\$185.00
	202494	Front panel assembly(EU)	\$250.00
4	141899	Washer, flat, #6	\$2.25
5	199170	PCB display	\$625.00
6	128445	Nut, hex, 6-32, stainless steel	\$1.00
7	144528	Connector, power to PCB	\$3.00
8	148347	Tube, power cable	\$25.00
9	150056	Gasket, front panel	\$7.00
10	150398	Casting	\$485.00
11	148177	Washer, foam	\$3.50
12	146120	Screw, flat head, 1/4-20 × 5/8, stainless steel	\$2.25
13	148052	Plate, keeper, 250 to 2,000 lb	\$39.00
	148050	Plate, keeper, 5,000 to 10,000 lb	\$39.00
14	142030	Eye, lifting, 250 to 2,000 lb	\$71.00
	135441	Eye, lifting, 5,000 to 10,000 lb	\$150.00
15	146121	Screw, flat head, 3/8-16 × 1-1/4, allen, stainless steel	\$2.50
16	139821	Bracket assembly, battery clip	\$84.00
17	149750	Pad, battery	\$4.75
18	140049	Battery assembly	\$165.00
19	145927	Cap, receptacle	\$2.25
20	146533	Washer, flat, 3/8, stainless steel	\$1.25
21	15160	Washer, split lock, 3/8, stainless steel	\$1.10
22	126992	Nut, hex, 3/8-16, stainless steel	\$2.10
23	139081	Load cell assembly, 250/500 lb	\$1,150.00
	139081	Load cell assembly, 1,000/2,000 lb	\$1,150.00
	139082	Load cell assembly, 5,000/10,000 lb	\$1,025.00
24	145944	Pin, cotter, (fits 11205 clevis pin)	\$2.25
	15258	Pin, cotter, (fits 11206 clevis pin)	\$3.30
25	142594	Pin, clevis (fits C00524-0009 hook)	\$4.75
	142595	Pin, clevis (fits C00524-0010 hook)	\$20.00
26	140079	Hook/clevis assembly, 250 to 2,000 lb	\$360.00
	143232	Latch, safety (fits C00524-0009)	\$20.00
	140080	Hook/clevis assembly, 5,000 to 10,000 lb	\$830.00
	143233	Latch, safety (fits C00524-0010)	\$42.00
27	153429	PCA, with Turck insert	\$295.00
28	144929	Spacer, dual locking	\$7.00
29	143816	Switch	Consult
30	144643	Cap, switch .364 in, orange	\$2.25
31	144644	Cap, switch .236 in	\$2.25
32	142573	Screw, hex head, 6-32 × 5/8, stainless steel , drilled	\$4.50
33	142574	Screw, hex head, 6-32 × 1/4, stainless steel	\$4.50

REPLACEMENT PARTS

MSI-3460C
Assembly (250 to 10,000 lb)



REPLACEMENT PARTS

MSI-4260B

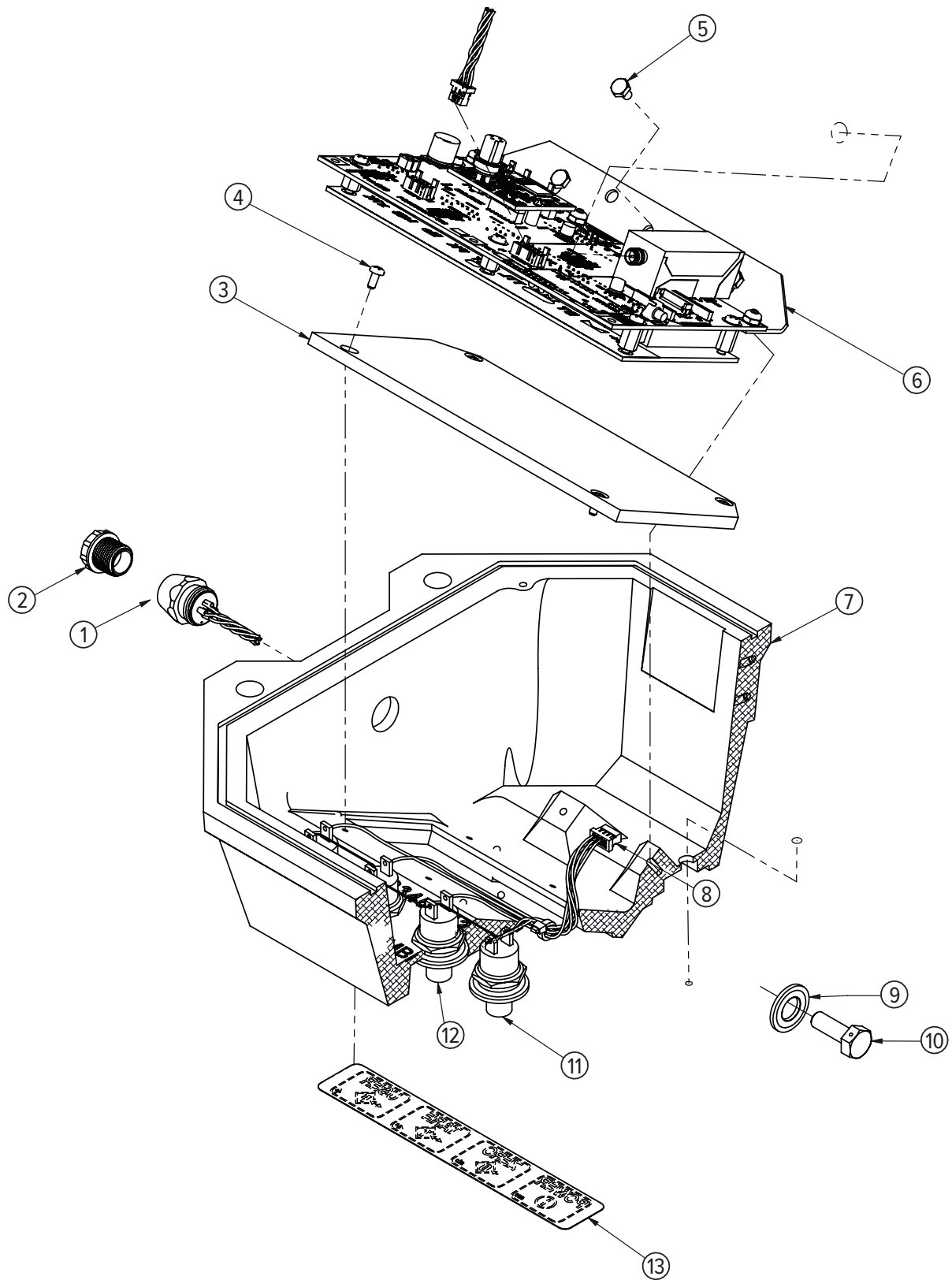
Front Casting Assembly



Part Number/Price

Item #	Part #	Description	Price
1	139449	Cable assembly comm serial data RS-232	\$56.00
2	143352	Conn closure cap IP68 male	\$3.50
3	149488	Window LED	\$59.00
4	128088	Screw 4-40 × 1/4 pan head Phillips drive 18-8 stainless steel	\$1.00
5	142197	Screw, pan head 6-32 × 5/16 long Phillips drive stainless steel with locking patch material applied	\$2.50
6	139427	Assembly electronics 5-digit	\$1,250.00
7	149481	Front casting and machining	\$405.00
8	139448	Cable assembly switch harness	\$22.00
9	142472	Washer seal Stat-O-Seal® 1/4 in	\$4.75
10	153203	Screw hex 1/4-20 × 0.375 UNC drilled head stainless steel	\$11.00
11	147562	Switch P3-31111W watertight red	\$48.00
12	147563	Switch P3-31112W watertight black	\$46.00
13	149506	Label switch	\$14.00
14	153429	PCA ScaleCore3 1-channel w/Turck insert	\$295.00

REPLACEMENT PARTS



MSI-4260B

Mid-Section Assembly (S-beam Load Cell) (500 to 10,000 lb)



Part Number/Price

Item #	Part #	Description	Price
1	145990	Screw socket head 1/4-20 × 5/8 stainless steel	\$2.10
2	149710	Seal link lower	\$49.00
	149165	Seal lower link	\$59.00
3	148457	Bolt clevis hex head 5/8 × 1.75 grip with thread protectors	\$26.00
	149217	Bolt clevis hex head 5/8 × 2.75 grip with thread protectors	\$34.00
4	138661	Load cell assembly 500 lb S-beam	\$1,270.00
	138662	Load cell assembly 1 K/2 K S-beam	\$1,270.00
	138663	Load cell assembly 5 K S-beam	\$1,650.00
	138664	Load cell assembly 10 K S-beam	\$1,780.00
5	72031	Screw, cap 1/4-20NC × 5/8 hex socket button head stainless steel	\$1.25
6	128799	Screw, set 1/4-20 × 3/8 socket head cup point 18-8 stainless steel	\$1.00
7	139795	Eye nut #7 500 lb - 2 K	\$210.00
	148225	Eye nut 5/10 K	\$280.00
8	148271	Upper link 500 lb/10 K	\$255.00
	149126	Upper link S-beam 5/10 K	\$455.00
9	148274	Collar top half 500#/10 K	\$40.00
10	146347	Adhesive loctite 242-21 blue	Consult
11	15238	Pin, cotter 1/8 × 1 extended prong stainless steel	\$1.25
12	142832	Nut hex slotted 5/8 - 11	\$2.10
13	150519	Mid-section machined 500 lb to 10 K w/o o-ring	\$585.00
14	148259	Collar 500 lb/10 K	\$49.00
15	135043	Swivel hook assembly 500 lb/2 K	\$1,700.00
	143236	Safety latches for 500 lb/2 K	\$26.00
	134523	Swivel hook assembly 5/10 K S-beam	\$1,380.00
	143233	Safety latches for 5/10 K	\$42.00

REPLACEMENT PARTS

Mid-Section Assembly (S-beam Load Cell) (500 to 10,000 lb)



MSI-4260B

Mid-Section Assembly (20,000 to 30,000 lb)



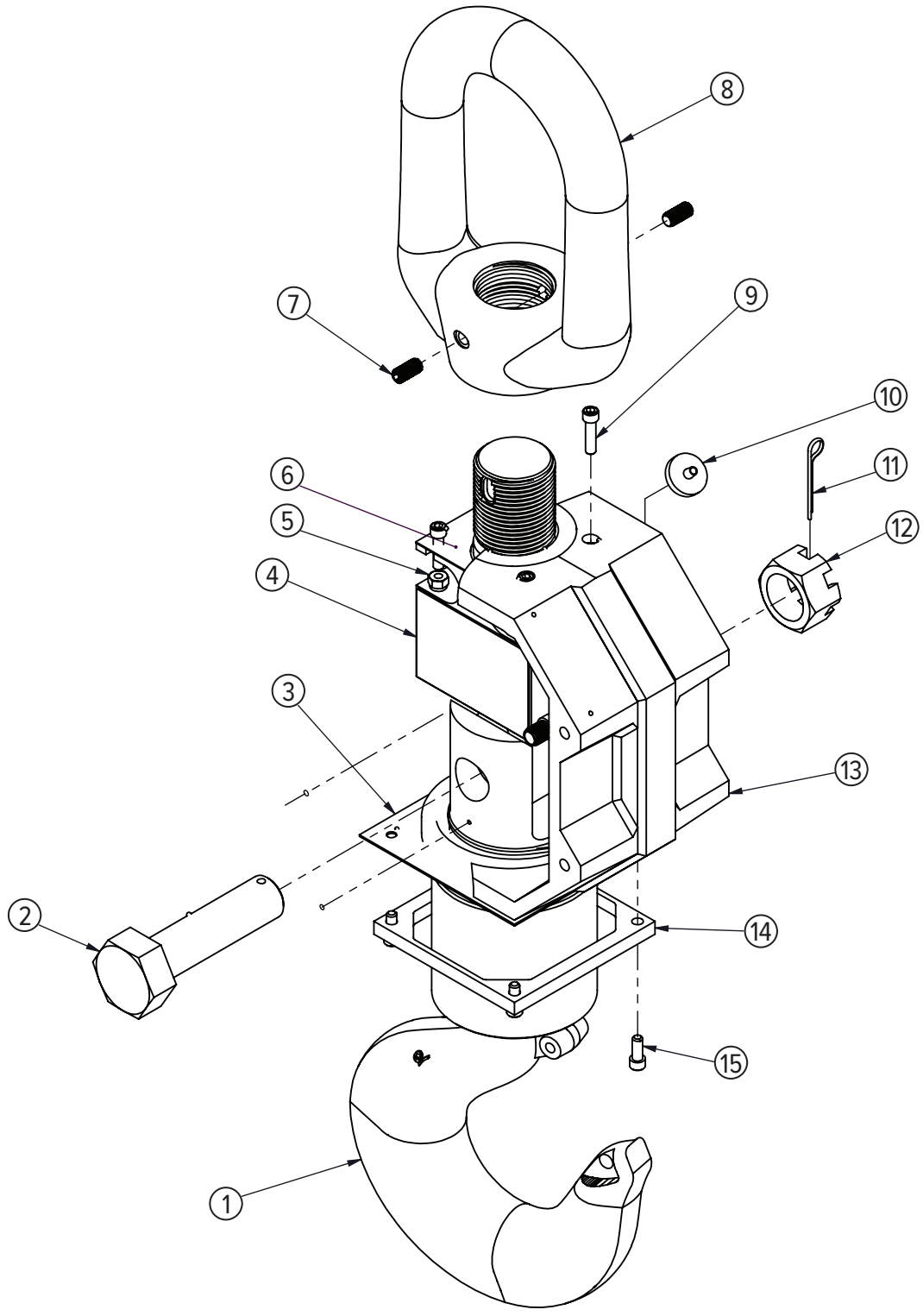
Part Number/Price

Item #	Part #	Description	Price
1	134938	Swivel hook assembly 20 K	\$2,790.00
	110661	Safety latch 20 K	\$44.00
	134939	Swivel hook assembly 30 K	\$3,620.00
	143235	Safety latch 30 K	\$115.00
2	148458	Bolt clevis hex head 1.125-4 × 4.2 grip with thread protectors	\$86.00
3	149957	Boot lower 20 to 70 K	\$86.00
4	137763	Load cell assembly 20/30 K standard	\$2,240.00
5	146631	Nut hex 1/4-20 nyloc stainless steel	\$2.10
6	149976	Gasket upper 20/30 K Port-A-Weigh gasket	\$5.25
7	146081	Screw set 3/8-24 × 3/4 cup point stainless steel	\$2.10
8	148110	Eye nut 20/30K galvanized	\$635.00
9	81405	Screw, socket head 1/4-20 UNCx1 18-8 stainless steel	\$1.25
10	146322	Filter millipore	\$9.50
11	142186	Cotter pin 3/16 × 2 stainless steel	\$2.10
12	142833	Nut hex slotted 1.125 - 7 zinc plated	\$11.50
13	150523	Mid-section machined 20/30 K	\$485.00
14	149958	Collar bottom 20 to 50 K	\$140.00
15	145990	Screw socket head 1/4-20 × 5/8 stainless steel	\$2.10

REPLACEMENT PARTS

MSI-4260B

Mid-Section Assembly (20,000 to 30,000 lb)



REPLACEMENT PARTS

MSI-4260B

Mid-Section Assembly (50,000 to 70,000 lb)



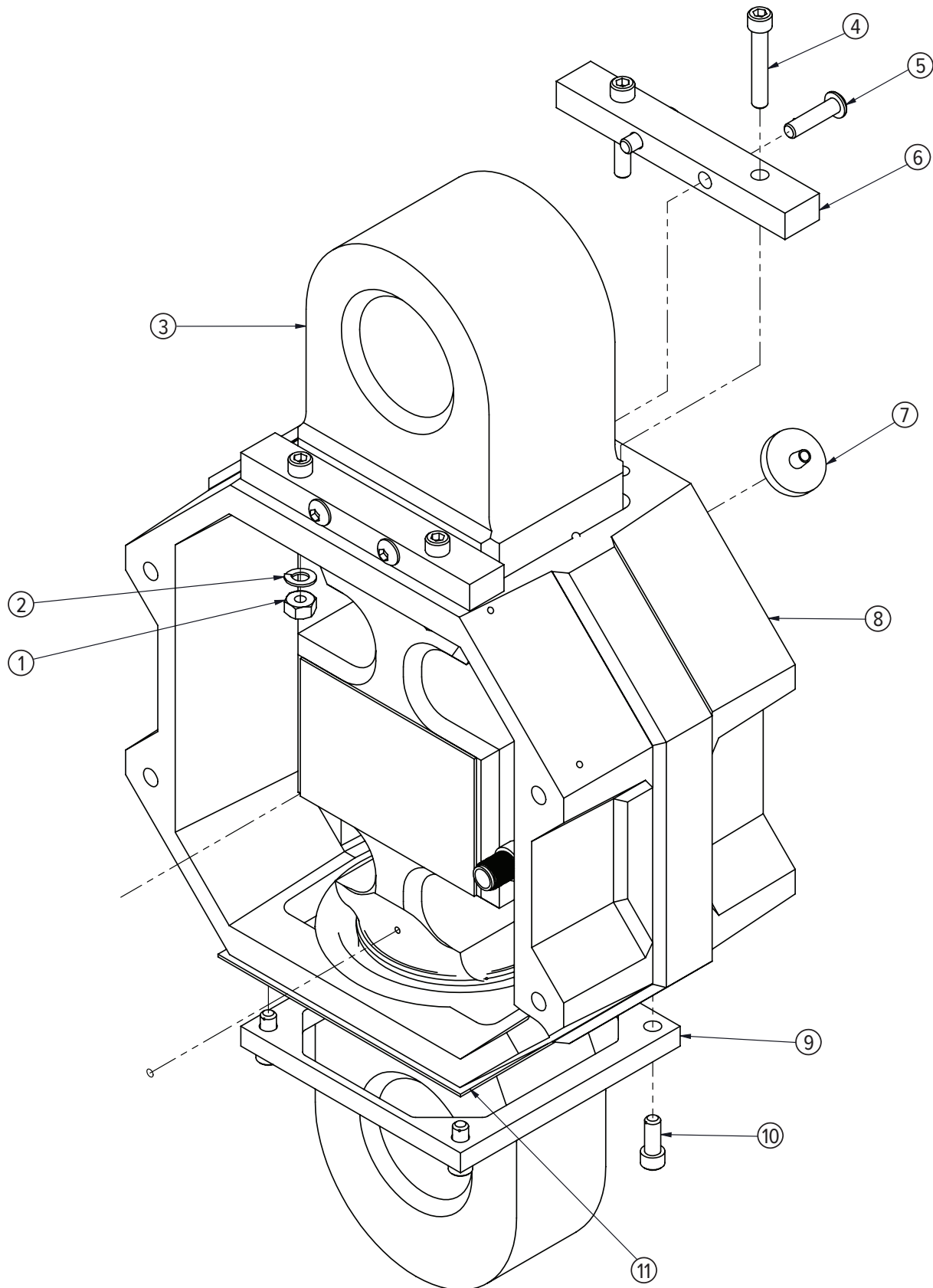
Part Number/Price

Item #	Part #	Description	Price
1	14642	Nut, 1/4-20NC hex stainless steel	\$1.75
2	15148	Washer, lock 1/4 regular	\$1.25
3	137764	Load cell assembly 50/70 K standard	\$5,330.00
4	117599	Screw, cap 1/4-20NC x 1-1/2 hex socket head 18-8 stainless steel	\$1.75
5	145982	Screw button head 1/4-20 x 1 stainless steel socket head	\$2.10
6	148213	Collar top 50/100 K	\$97.00
7	146322	Filter millipore	\$9.50
8	150525	Mid-section machined 50/100 K	\$515.00
9	149958	Collar bottom 20 to 50 K	\$140.00
10	145990	Screw socket head 1/4-20 x 5/8 stainless steel	\$2.10
11	149957	Boot lower 20 to 70 K	\$86.00
Not Shown			
	151356	Shackle, 25 T, 50,000 lb	Consult
	146335	Shackle, 40 T, 70,000 lb	Consult
	135035	Hook, swivel, 50,000 lb	\$8,390.00
	142179	Latch, safety (fits 135035 hook)	\$160.00
	135036	Hook, swivel, 70,000 lb	\$11,750.00
	142180	Latch, safety (fits 135036 hook)	\$210.00

REPLACEMENT PARTS

MSI-4260B

Mid-Section Assembly (50,000 to 70,000 lb)



REPLACEMENT PARTS

MSI-4260B

Battery Casting Assembly



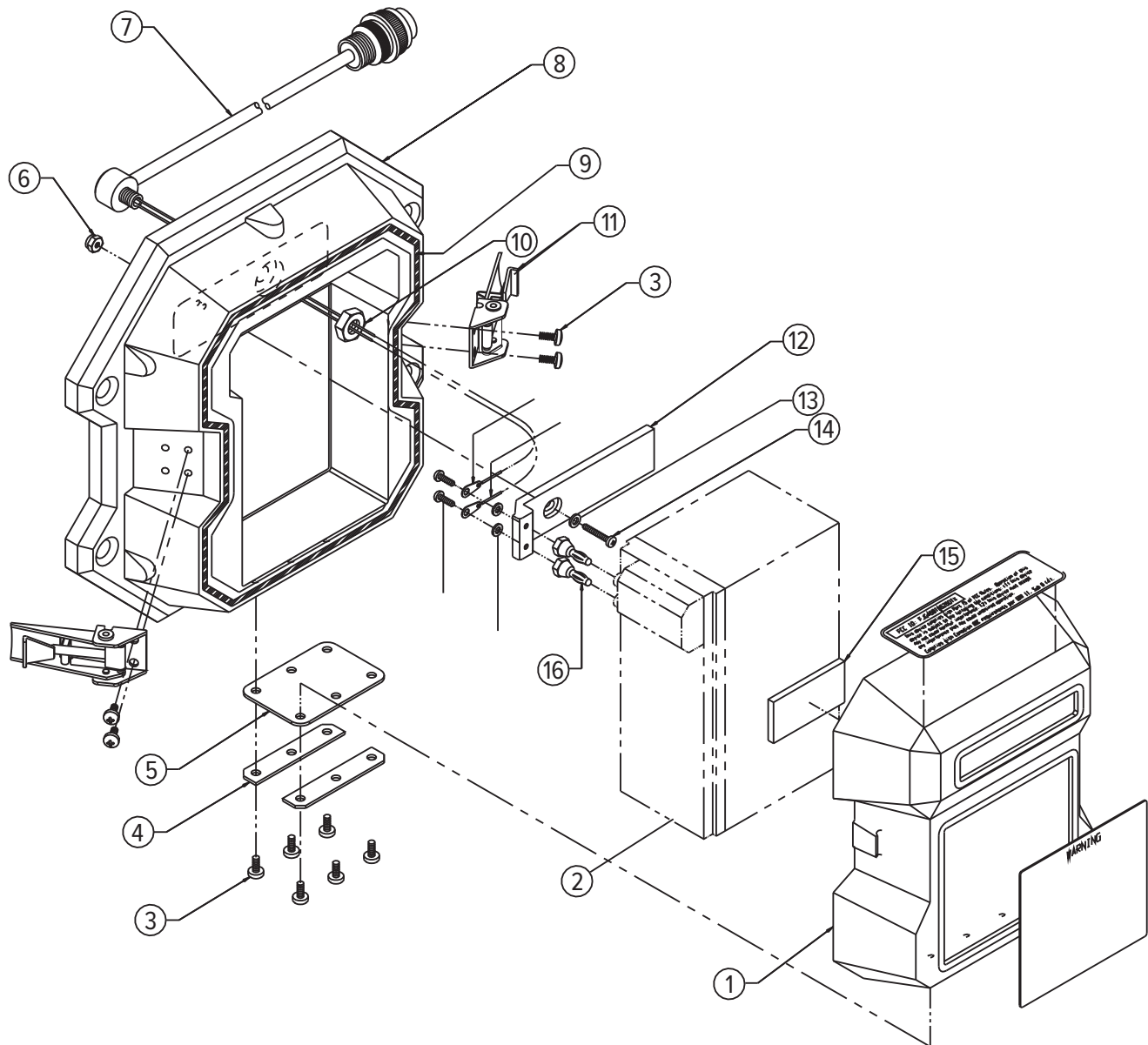
Part Number/Price

Item #	Part #	Description	Price
1	150516	Battery door machined	\$97.00
2	150367	Battery	\$145.00
3	146107	Screw pan head 8-32 x 5/16 type f stainless steel Phillips	\$2.10
4	149718	Plate aluminum battery door	\$14.00
5	149719	Fastener battery door rubber	\$11.00
6	146627	Nut hex 6-32 nyloc stainless steel	\$1.00
7	133798	Cable assembly power molded feed through	\$150.00
8	150517	Battery well machined with o-ring	\$330.00
9	149723	O-ring assembly battery well casting	\$14.00
10	146661	Nut hex 5/16-18 jam stainless steel	\$2.25
11	145934	Latch camloc	\$40.00
12	150073	Conn block	\$26.00
13	55124	Washer, flat #6 cres	\$1.00
14	127036	Screw, machine 6-32 x 3/4 Phillips pan head 18-8 stainless steel	\$3.00
15	146640	Pad poron 2.0 x 1.0	\$3.25
16	147825	Plug banana jack	\$12.00

REPLACEMENT PARTS

MSI-4260B

Battery Casting Assembly



REPLACEMENT PARTS

MSI-4260B

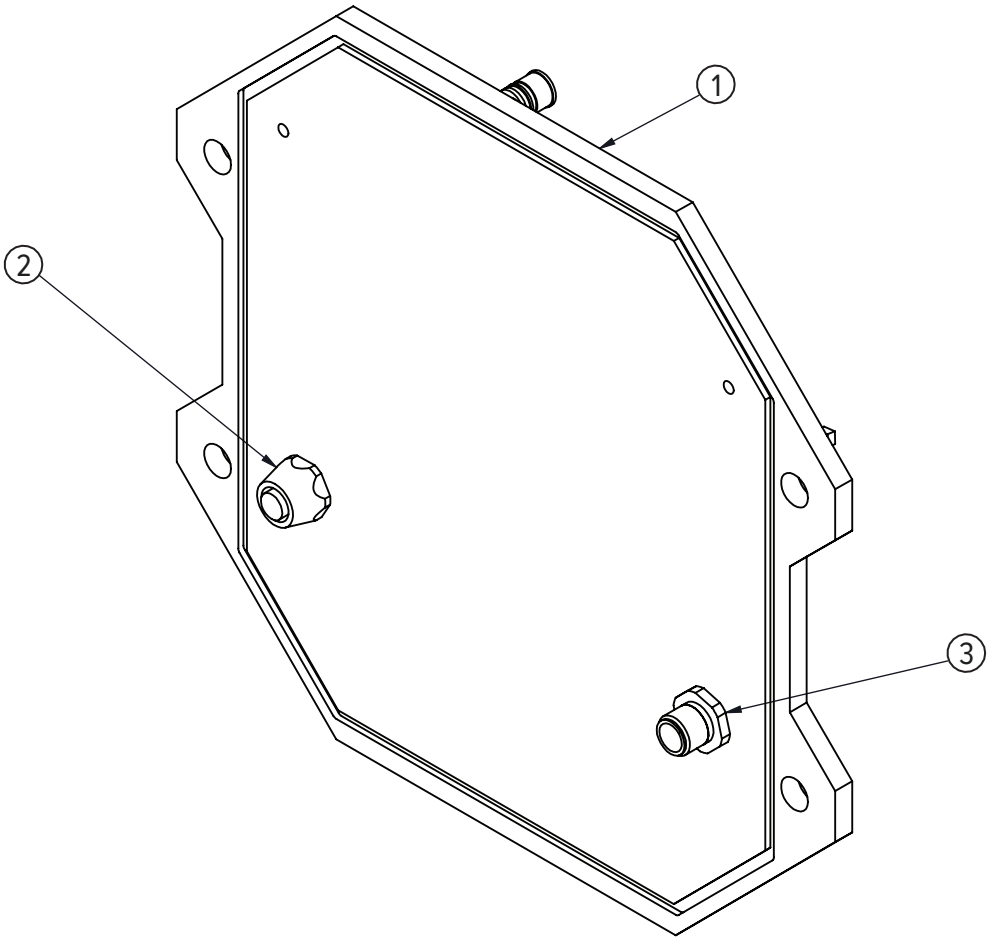
Bulkhead Assembly



Part Number/Price

Item #	Part #	Description	Price
1	149469	Bulkhead	\$155.00
2	139471	Cable assembly bulkhead load cell 12.0 in	\$66.00
3	139472	Cable assembly bulkhead power 12.0 in	\$49.00

REPLACEMENT PARTS



REPLACEMENT PARTS

MSI-4260C

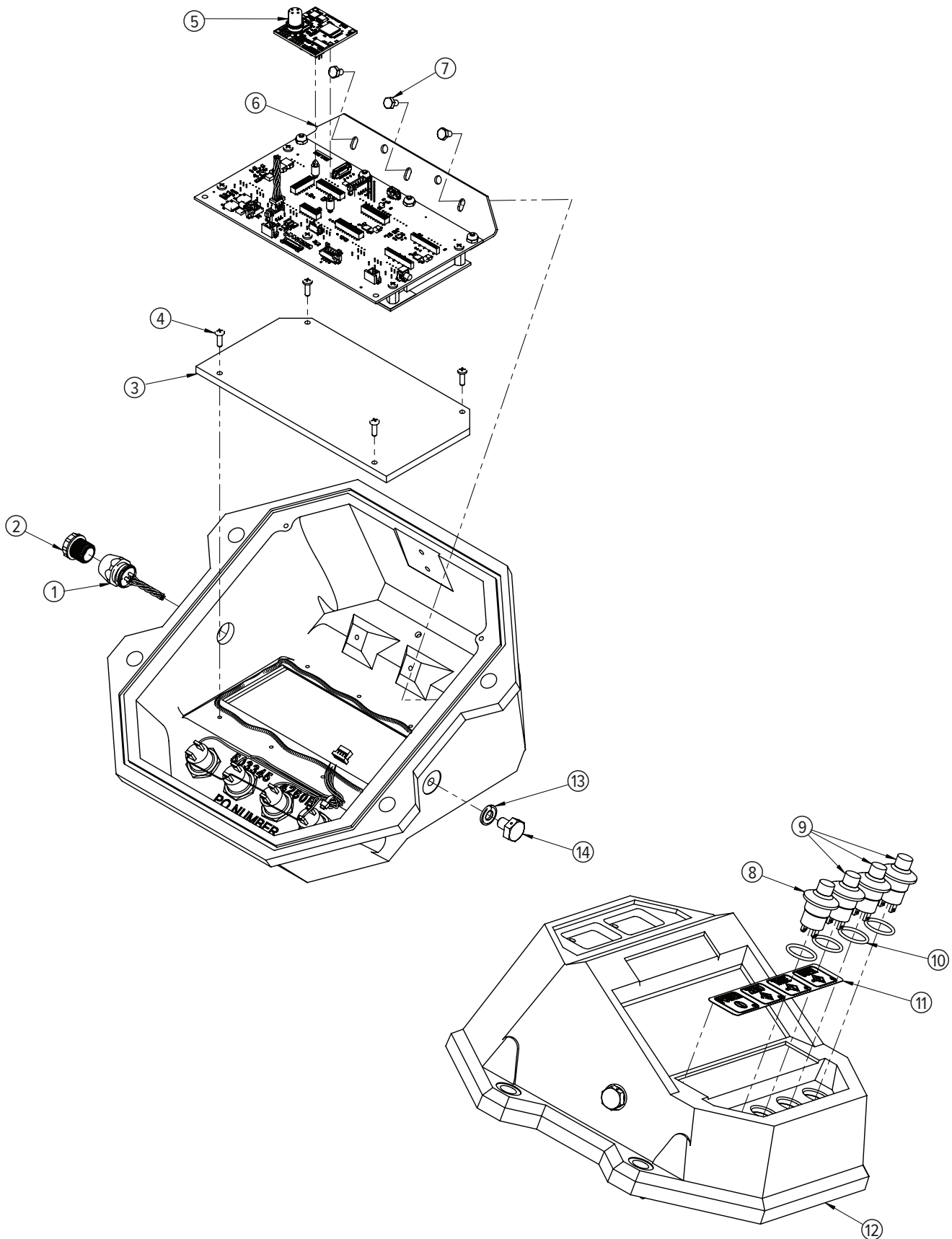
Front Casting Assembly



Part Number/Price

Item #	Part #	Description	Price
1	139449	Cable assembly comm serial data RS-232	\$56.00
2	143352	Conn closure cap IP68 male	\$3.50
3	200270	Window LED	\$61.00
4	128140	Screw, machine 4-40 x 3/8 Phillips pan head 18-8 stainless steel	\$1.00
5	153429	PCA ScaleCore3 1-channel	\$295.00
6	199849	Display assembly	\$475.00
7	146022	Bolt HH 6-32 x 1/4 cap stainless steel	\$3.75
8	147562	Switch P3-31111W watertight red	\$48.00
9	147563	Switch P3-31112W watertight black	\$46.00
10	146251	O-ring 70 durometer	\$2.10
11	149506	Label switch	\$14.00
12	149481	Front casting and machining	\$405.00
13	142472	Washer seal Stat-O-Seal® 1/4 in	\$4.75
14	142209	Screw seal hex stainless steel 1/4-20	\$14.00

REPLACEMENT PARTS



MSI-4260C

Mid-Section Assembly (S-beam Load Cell) (500 to 10,000 lb)



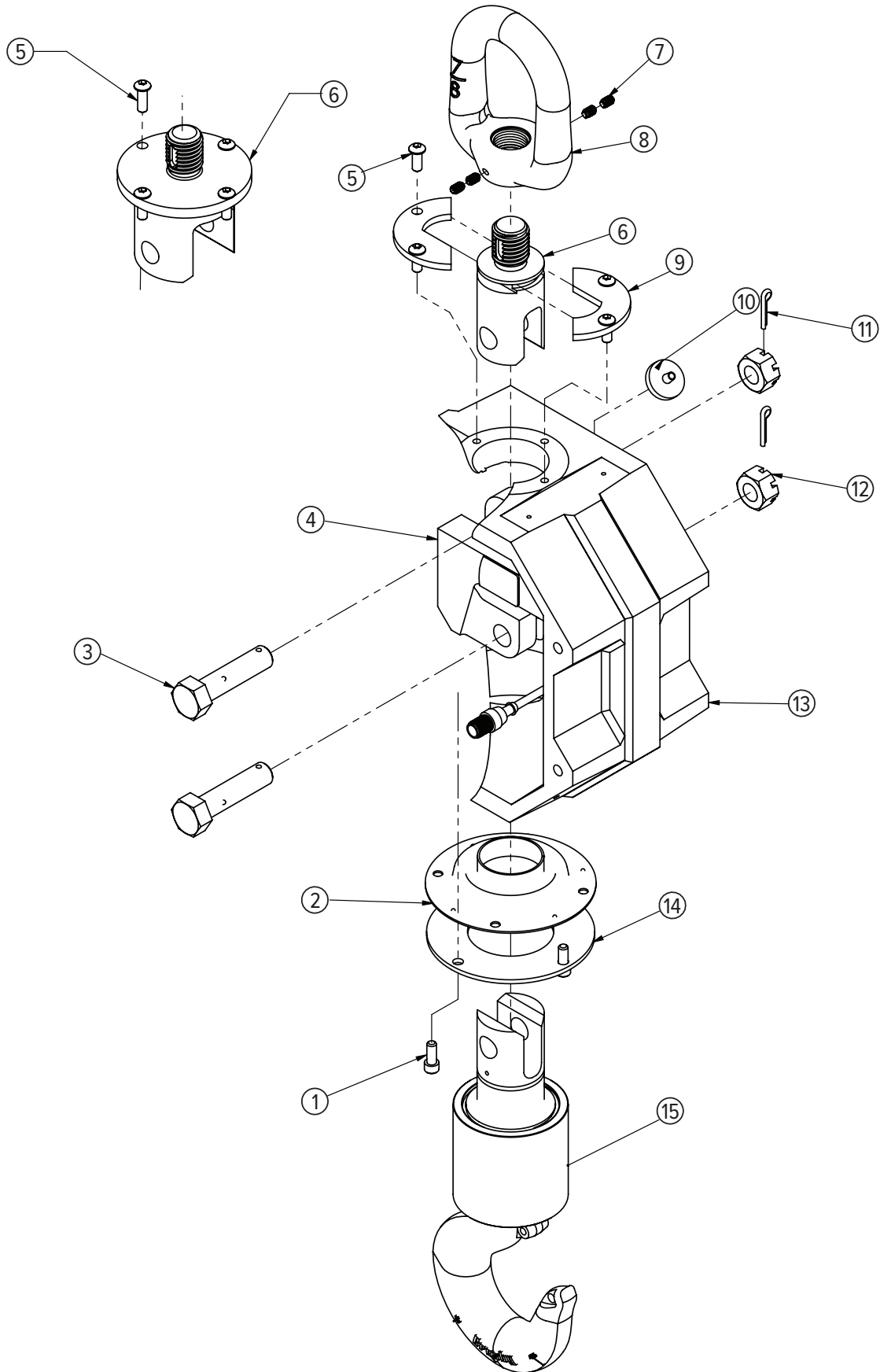
Part Number/Price

Item #	Part #	Description	Price
1	145990	Screw socket head 1/4-20 × 5/8 stainless steel	\$2.10
2	149710	Seal link lower	\$49.00
3	148457	Bolt clevis hex head 5/8 × 1.75 grip with thread protectors	\$26.00
	149217	Bolt clevis hex head 5/8 × 2.75 grip with thread protectors	\$34.00
4	138661	Load cell assembly 500 lb S-beam	\$1,270.00
	138662	Load cell assembly 1 K/2 K S-beam	\$1,270.00
	138663	Load cell assembly 5 K S-beam	\$1,650.00
	138664	Load cell assembly 10 K S-beam	\$1,780.00
5	72031	Screw, cap 1/4-20NC × 5/8 hex socket button head stainless steel	\$1.25
6	148271	Upper link 500 lb/10 K	\$255.00
7	128799	Screw, set 1/4-20 × 3/8 socket head cup point 18-8 stainless steel	\$1.00
8	139795	Eye nut #7 500 lb to 2 K	\$210.00
	148225	Eye nut 5/10K	\$280.00
9	148274	Collar top half 500 lb/10 K	\$40.00
10	146322	Filter millipore	\$9.50
11	15238	Pin, cotter 1/8 × 1 extended prong stainless steel	\$1.25
12	142832	Nut hex slotted 5/8 - 11	\$2.10
13	149175	Casting mid section 5 K	\$355.00
14	148259	Collar 500 lb/10 K	\$49.00
	149168	Collar 10 K S-beam 9300	\$65.00
15	135043	Swivel hook assembly 500 lb/2 K	\$1,700.00
	143236	Latch safety assembly 500 lb/2 K	\$26.00
	134523	Swivel hook assembly 5/10 K S-beam	\$1,380.00
	143233	Latch safety assembly 5/10 K	\$42.00

REPLACEMENT PARTS

MSI-4260C

Mid-Section Assembly (S-beam Load Cell) (500 to 10,000 lb)



REPLACEMENT PARTS

MSI-4260C

Mid-Section Assembly (20,000 to 30,000 lb)



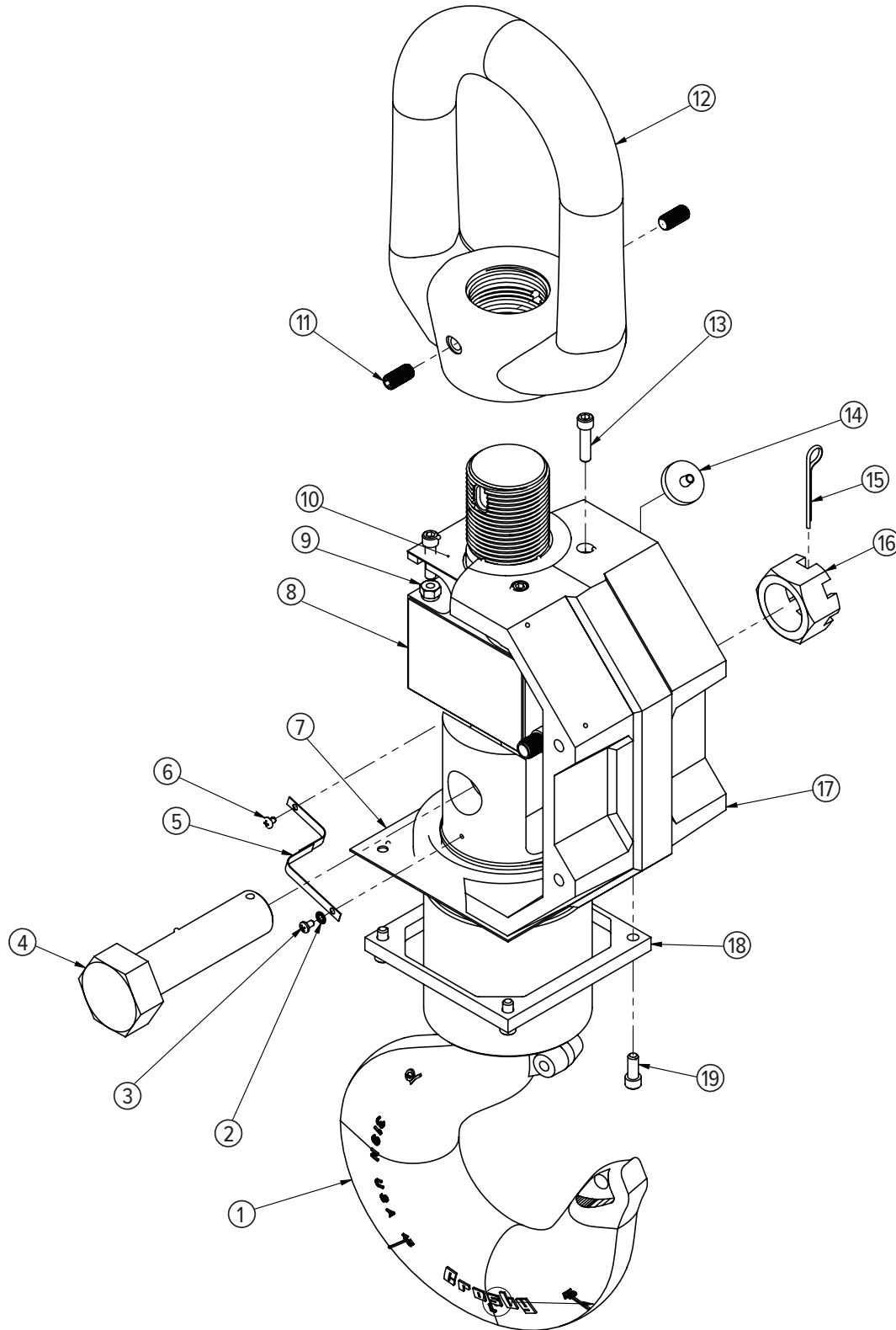
Part Number/Price

Item #	Part #	Description	Price
1	134938	Swivel hook assembly 20 K	\$2,790.00
	134939	Swivel hook assembly 30 K	\$3,620.00
	110661	Latch assembly 20 K	\$44.00
	143235	Latch assembly 30 K	\$115.00
2	81280	Washer, lock no 6 type A	\$11.00
3	146601	Screw ph 6-32 x 1/4 phil	\$1.00
4	148458	Bolt clevis hex head 1.125-4 x 4.2 grip with thread protectors	\$86.00
5	139843	Ground strap cable	\$14.00
6	146101	Screw ph 6-32 x 3/16 type	\$1.00
7	149957	Boot lower 20 to 70 K	\$86.00
8	137763	Load cell assembly 20/30 K standard	\$2,240.00
9	146631	Nut hex 1/4-20 nyloc stainless steel	\$2.10
10	149976	Gasket upper 20/30 K Port-A-Weigh gasket	\$5.25
11	146081	Screw set 3/8-24 x 3/4 cup point stainless steel	\$2.10
12	148110	Eye nut 20/30K galvanized	\$635.00
13	81405	Screw, socket head 1/4-20 UNC x 1 18-8 stainless steel	\$1.25
14	146322	Filter millipore	\$9.50
15	142186	Cotter pin 3/16 x 2 stainless steel	\$2.10
16	142833	Nut hex slotted 1.125 - 7 zinc plated	\$11.50
17	150523	Mid-section machined 20/30 K	\$485.00
18	149958	Collar bottom 20 to 50 K	\$140.00
19	145990	Screw socket head 1/4-20 x 5/8 stainless steel	\$2.10

REPLACEMENT PARTS

MSI-4260C

Mid-Section Assembly (20,000 to 30,000 lb)



REPLACEMENT PARTS

MSI-4260C

Mid-Section Assembly (50,000 to 70,000 lb)



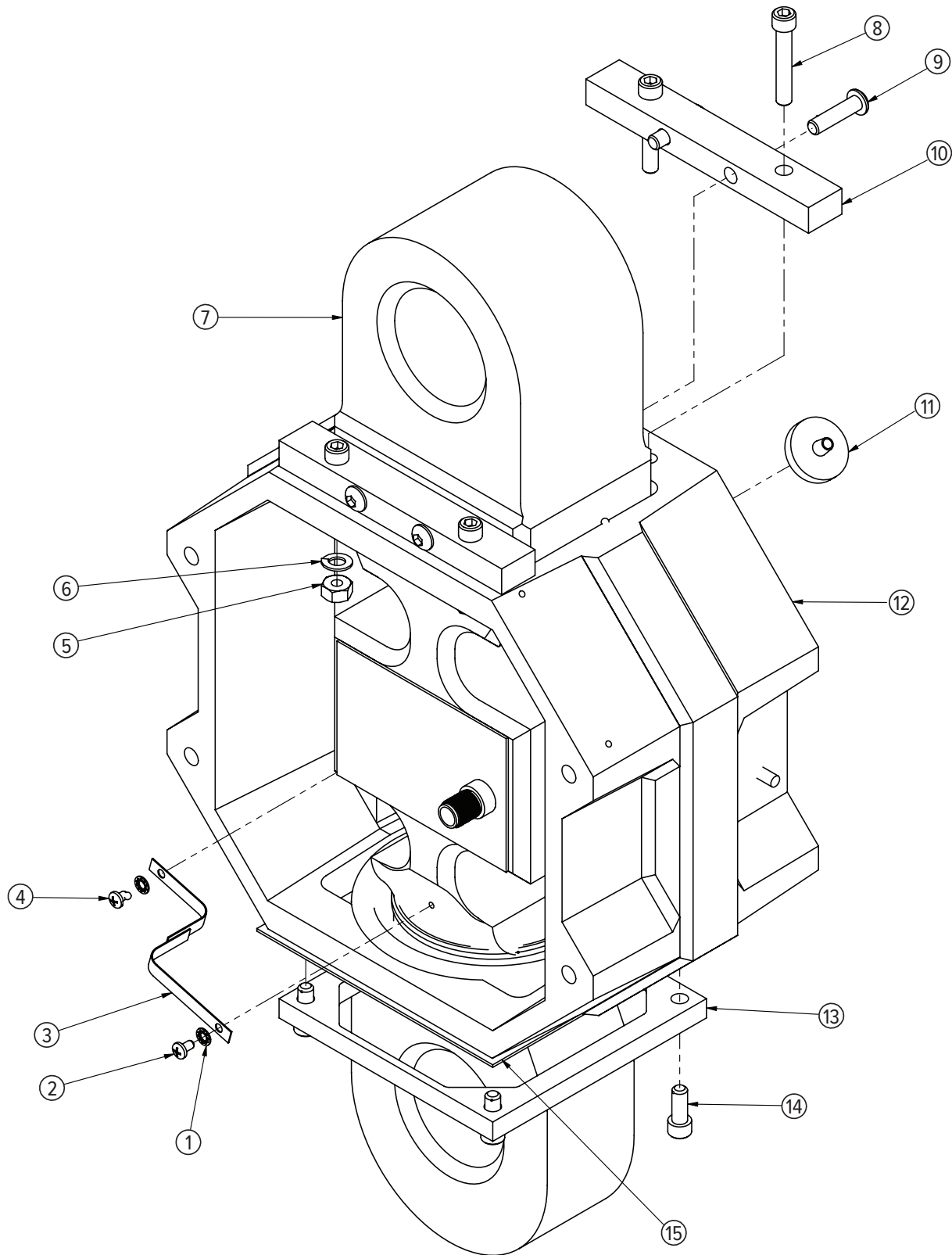
Part Number/Price

Item #	Part #	Description	Price
1	81280	Washer, lock no 6 type A	\$11.00
2	146601	Screw ph 6-32 × 1/4 phil	\$1.00
3	139843	Ground strap cable	\$14.00
4	146101	Screw ph 6-32 × 3/16 type	\$1.00
5	14642	Nut, 1/4-20NC hex stainless steel	\$1.75
6	15148	Washer, lock 1/4 regular	\$1.25
7	137764	Load cell assembly 50/70 K standard	\$5,330.00
8	117599	Screw, cap 1/4-20NC × 1-1/2 hex socket head 18-8 stainless steel	\$1.75
9	145982	Screw button head 1/4-20 × 1 stainless steel socket head	\$2.10
10	148213	Collar top 50/100 K	\$97.00
11	146322	Filter millipore	\$9.50
12	150525	Mid-section machined 50/100 K	\$515.00
13	149958	Collar bottom 20 to 50 K	\$140.00
14	145990	Screw socket head 1/4-20 × 5/8 stainless steel	\$2.10
15	149957	Boot lower 20 to 70 K	\$86.00
Not Shown			
	135035	Hook, swivel, 50,000 lb	\$8,390.00
	142179	Latch, safety (fits 135035 hook)	\$160.00
	135036	Hook, swivel, 70,000 lb	\$11,750.00
	142180	Latch, safety (fits 135036 hook)	\$210.00
	151356	Shackle, 25 T, 50,000 lb	Consult
	146335	Shackle, 40 T, 70,000 lb	Consult

REPLACEMENT PARTS

MSI-4260C

Mid-Section Assembly (50,000 to 70,000 lb)



REPLACEMENT PARTS

MSI-4260C

Battery Casting Assembly



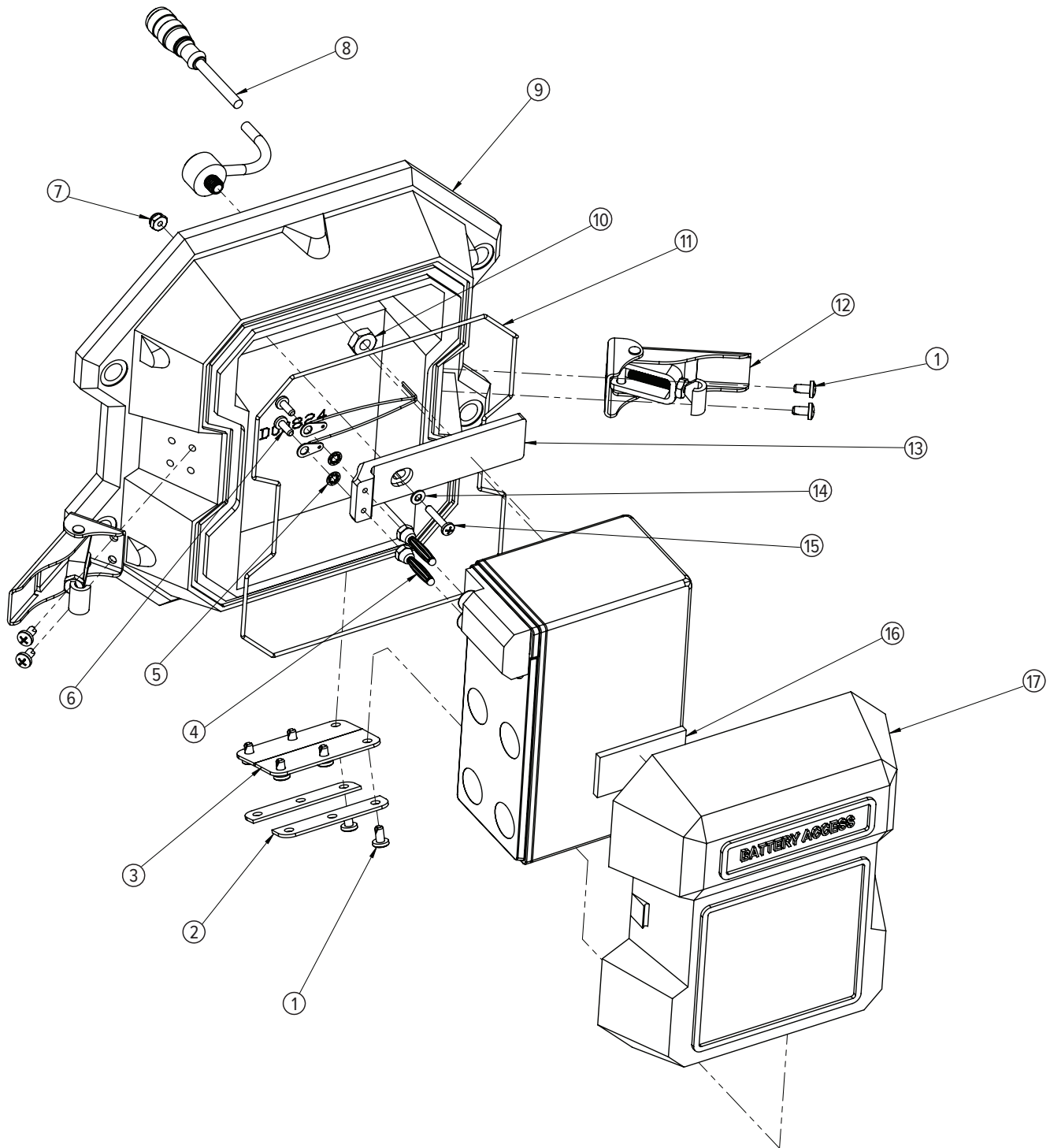
Part Number/Price

Item #	Part #	Description	Price
1	146108	Screw ph 8-32 x 3/8 type	\$2.00
2	149718	Plate aluminum battery door	\$14.00
3	149719	Fastener battery door rubber	\$11.00
4	147825	Plug banana jack	\$12.00
5	81280	Washer, lock no 6 type A	\$11.00
6	146603	Screw ph 6-32 x 3/8 phil	\$1.00
7	146627	Nut hex 6-32 nyloc stainless steel	\$1.00
8	133798	Cable assembly power molded feed through	\$150.00
9	150517	Battery well machined with o-ring	\$330.00
10	146661	Nut hex 5/16-18 jam stainless steel	\$2.25
11	149723	O-ring assembly battery well casting	\$14.00
12	145934	Latch camloc	\$40.00
13	150073	Conn block	\$26.00
14	55124	Washer, flat #6 cres	\$1.00
15	127036	Screw, machine 6-32 x 3/4 Phillips pan head 18-8 stainless steel	\$3.00
16	146640	Pad poron 2.0 x 1.0	\$3.25
17	150516	Battery door machined	\$97.00

REPLACEMENT PARTS

MSI-4260C

Battery Casting Assembly



REPLACEMENT PARTS

MSI-4260C

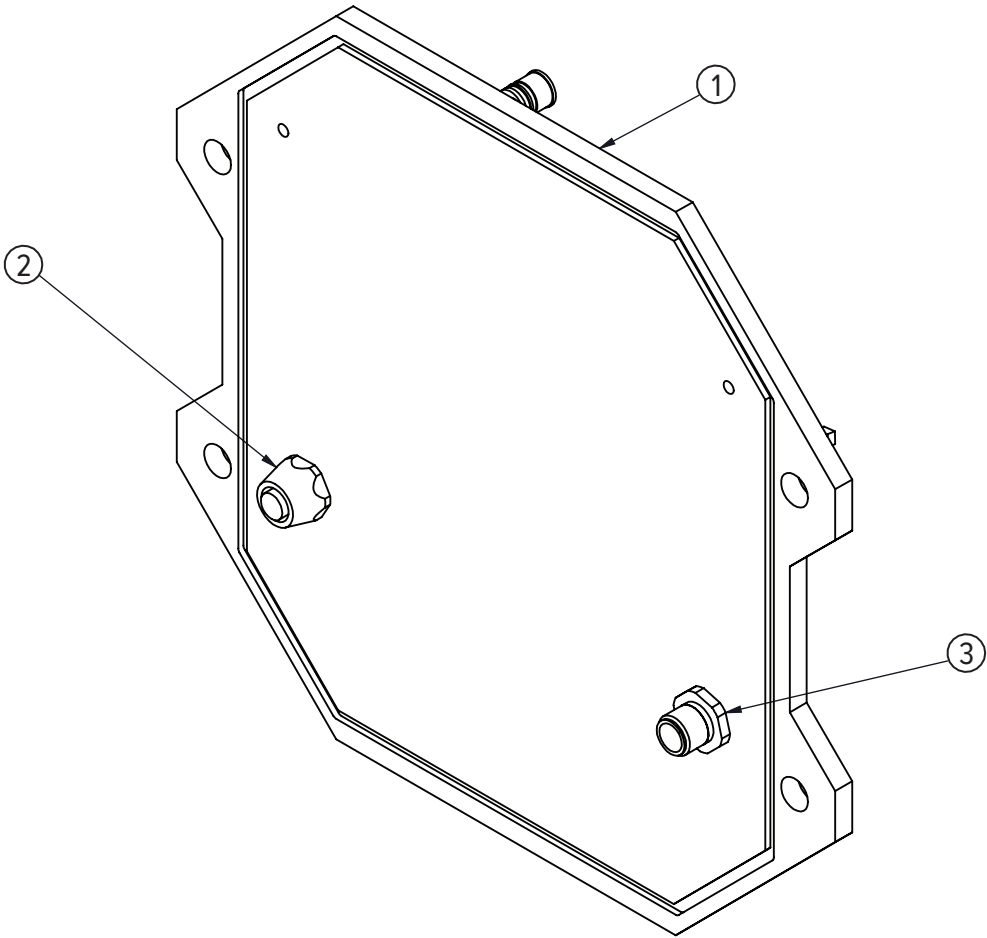
Bulkhead Assembly



Part Number/Price

Item #	Part #	Description	Price
1	149469	Bulkhead	\$155.00
2	139471	Cable assembly bulkhead load cell 12.0 in	\$66.00
3	139472	Cable assembly bulkhead power 12.0 in	\$49.00

REPLACEMENT PARTS



MSI-4260M Industrial

Front Casting Assembly



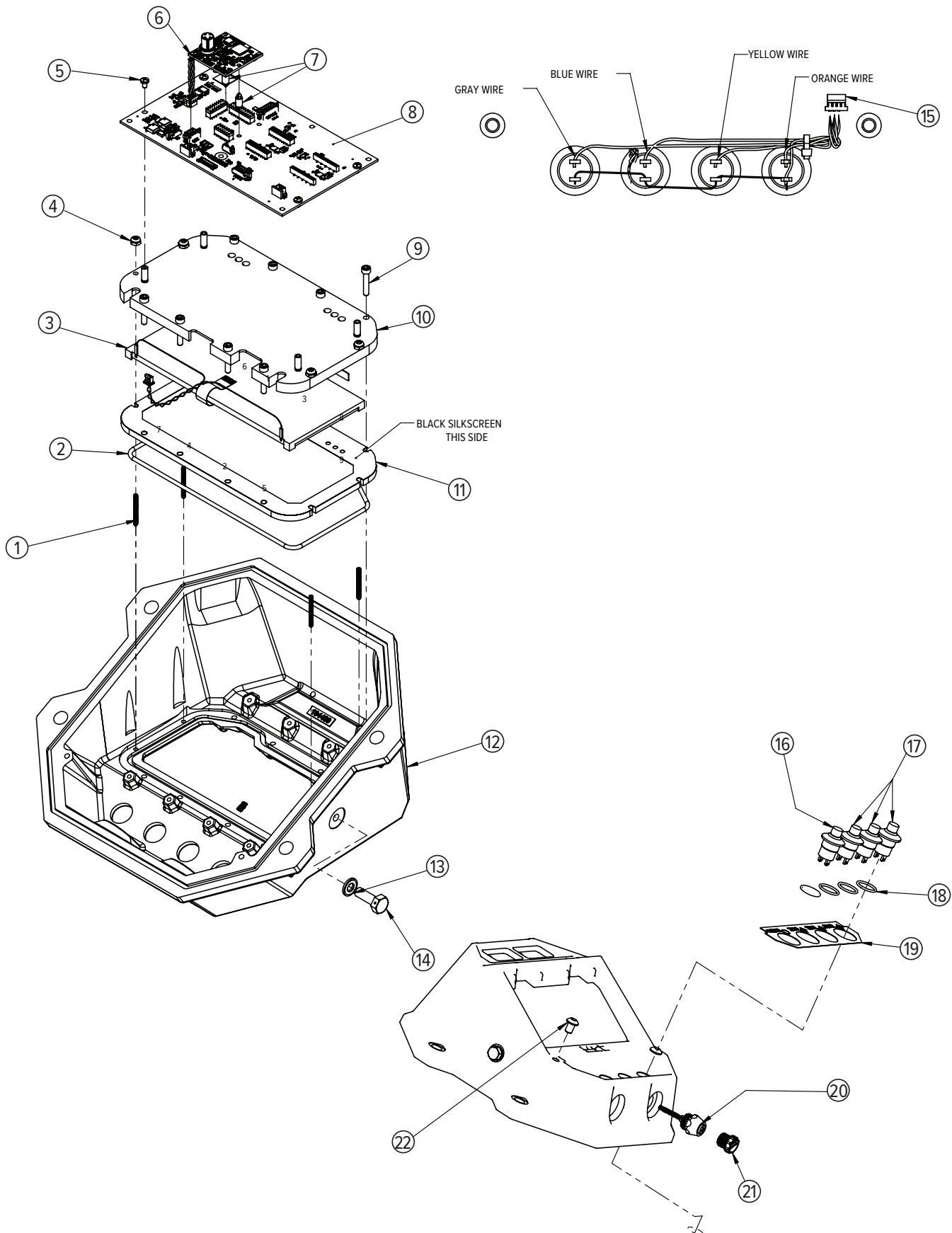
Part Number/Price

Item #	Part #	Description	Price
1	196566	Screw set allen dr cp stainless steel 4-40 1.0 LG	\$2.10
2	182066	O-ring 5.737 × 0.103 nitrile	\$2.25
3	195333	LCD module	\$120.00
4	146625	Nut hex 4-40 nyloc stainless steel	\$2.25
5	146593	Screw pan head 4-40 × 3/16 Phillips stainless steel	\$1.25
6	153429	PCA ScaleCore 3 1-channel w/ Turck insert - controlled	\$295.00
7	144929	Spacer miniature dual locking 6 mm long	\$7.00
8	191081	PCA 5-digit LCD	\$410.00
9	200637	Screw, cap 6-32NC × 3/4 hex socket head 18-8 stainless steel	\$2.00
10	196524	LCD bracket	\$105.00
11	196523	LCD window	\$105.00
12	203000	Front casting LCD display	\$450.00
13	142472	Washer seal Stat-O-Seal® 1/4 in	\$4.75
14	153203	Screw hex 1/4-20 × .375 UNC drilled hd stainless steel	\$11.00
15	139448	Cable assembly switch harness	\$22.00
16	147562	Switch P3-31111W watertight red	\$48.00
17	147563	Switch P3-31112W watertight black	\$46.00
18	146251	O-ring 70 durometer for use with PG11 feed through	\$2.10
19	194709	Overlay switches	\$32.00
20	139449	Cable assembly comm serial data RS-232	\$56.00
21	143352	Connector closure cap IP68 male	\$3.50
22	198460	Screw, cap 1/4-20 × 3/8 hex socket button head stainless steel	\$2.25

REPLACEMENT PARTS

MSI-4260M Industrial

Front Casting Assembly



REPLACEMENT PARTS

MSI-4260M Industrial

Mid-Section Assembly (500 to 10,000 lb)



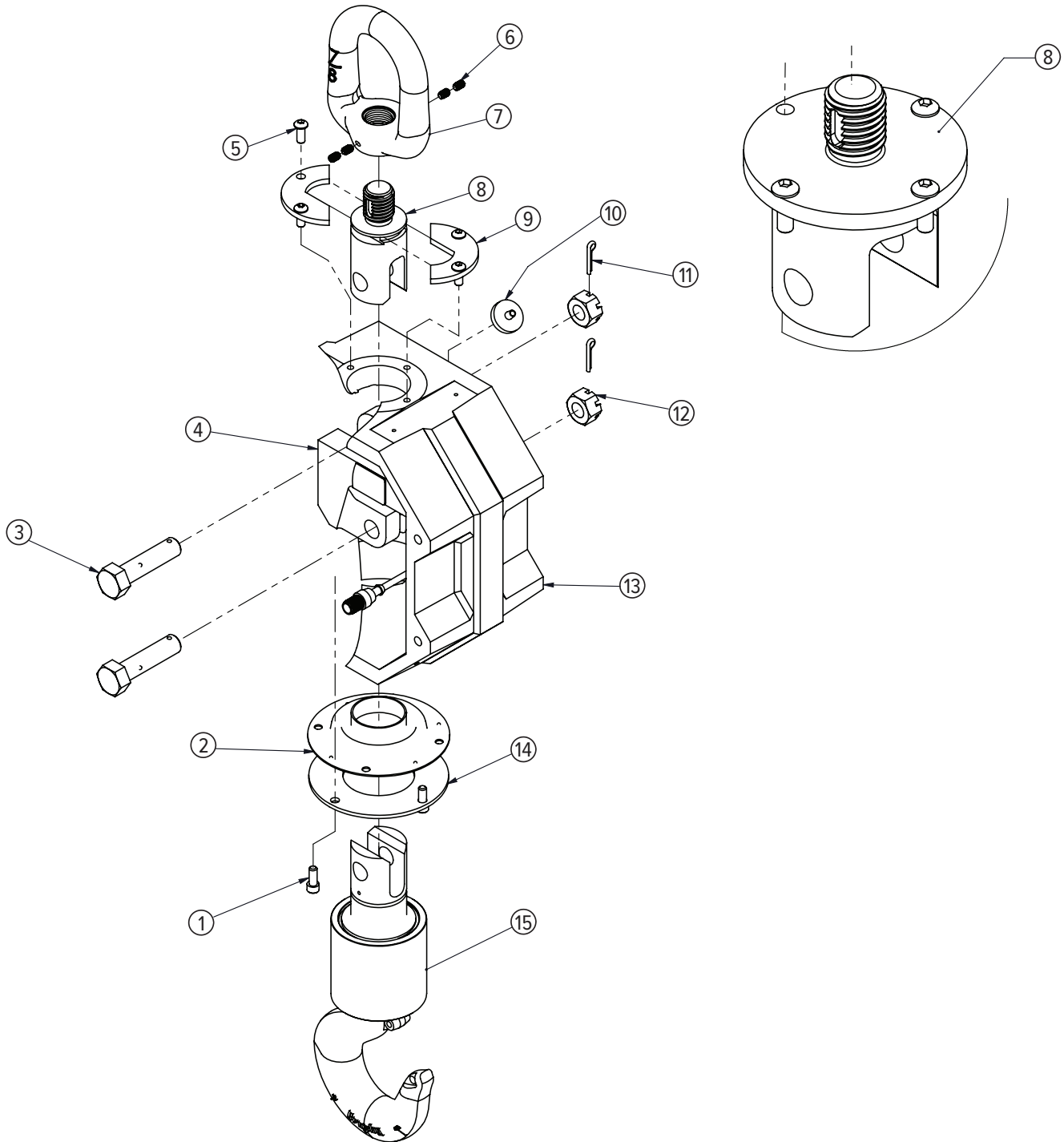
Part Number/Price

Item #	Part #	Description	Price
1	145990	Screw socket head 1/4-20 × 5/8 stainless steel	\$2.10
2	149165	Seal lower link	\$59.00
	149710	Seal lower link	\$49.00
3	149217	Bolt clevis hex head 5/8 × 2.75 grip	\$34.00
	148457	Bolt clevis hex head 5/8 × 1.75 grip with thread protectors	\$26.00
4	138664	Load cell assembly 10 K S-beam	\$1,780.00
	138663	Load cell assembly 5 K S-beam	\$1,650.00
	138662	Load cell assembly 1 K/2 K S-beam	\$1,270.00
	138661	Load cell assembly 500 lb S-beam	\$1,270.00
5	41251	Screw, cap 1/4-20NC × 3/4 hex socket button head stainless steel	\$2.10
	72031	Screw, cap 1/4-20NC × 5/8 hex socket button head stainless steel	\$1.25
6	128799	Screw, set 1/4-20 × 3/8 socket head cup point 18-8 stainless steel	\$1.00
7	148225	Eye nut 5/10 K	\$280.00
	139795	Eye nut #7 500 lb/2 K	\$210.00
8	149126	Upper link S-beam 5/10 K	\$455.00
	148271	Upper link 500 lb/10 K	\$255.00
9	148274	Collar top half 500 lb/10 K	\$40.00
10	146322	Filter	\$9.50
11	15238	Pin, cotter 1/8 × 1 extended prong stainless steel	\$1.25
12	142832	Nut, hex slotted 5/8-11	\$2.10
13	150519	Mid section machined 500 lb/10 K without o-ring	\$585.00
14	148259	Collar 500 lb/10 K	\$49.00
15	134523	Swivel hook assembly 5/10 K S-beam	\$1,380.00
	135043	Swivel hook assembly 500 lb/2 K S-beam	\$1,700.00

REPLACEMENT PARTS

MSI-4260M Industrial

Mid-Section Assembly (500 to 10,000 lb)



REPLACEMENT PARTS

MSI-4260M Industrial

Mid-Section Assembly (20,000 to 30,000 lb)



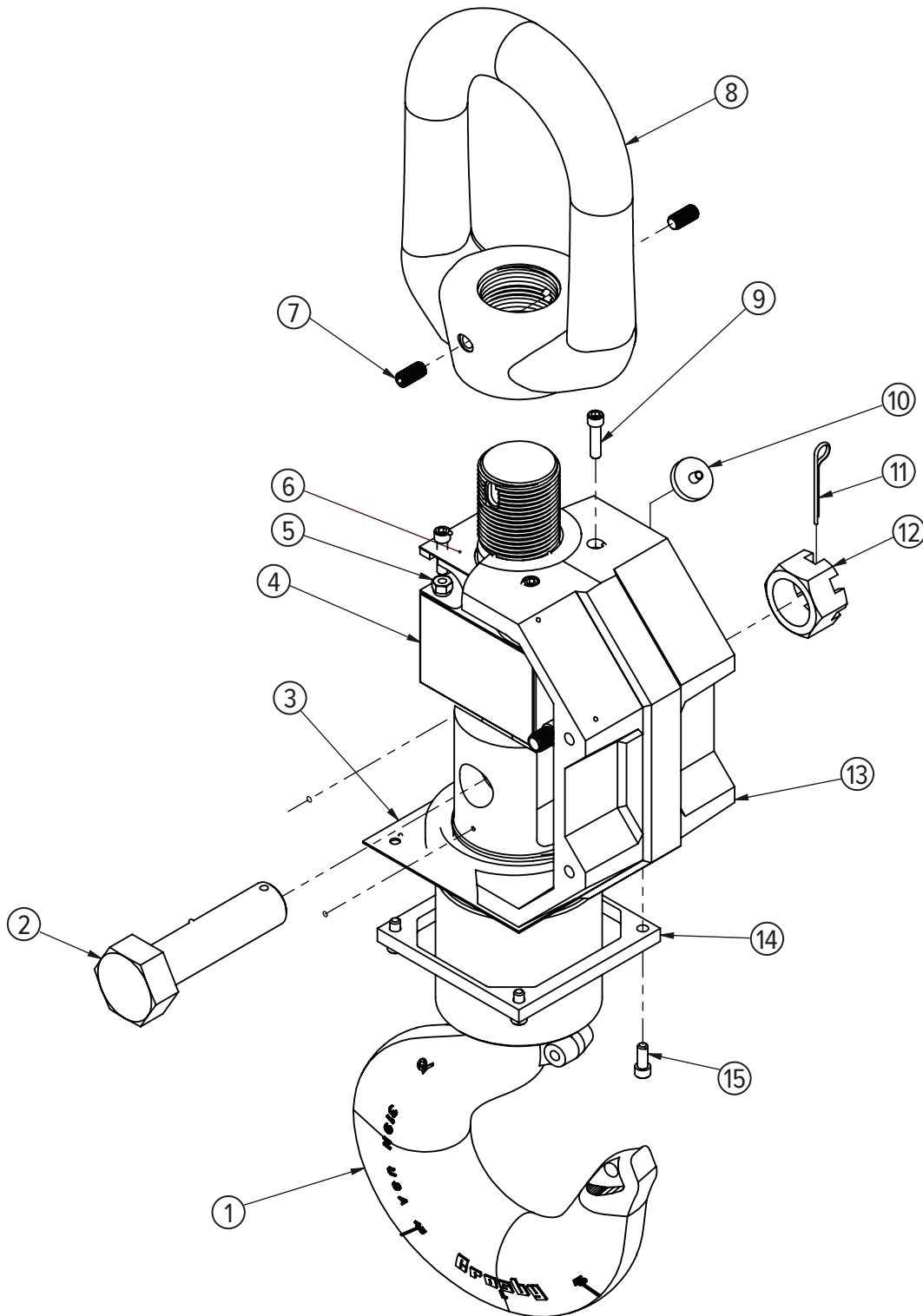
Part Number/Price

Item #	Part #	Description	Price
1	134938	Swivel hook assembly 20 K	\$2,790.00
	134939	Swivel hook assembly 30 K	\$3,620.00
2	148458	Bolt clevis hex head 1.125-7 × 4.2 grip with thread protectors	\$86.00
3	149957	Boot lower 20 to 70 K	\$86.00
4	137763	Load cell assembly 20 K/30 K	\$2,240.00
5	146631	Nut hex 1/4-20 nyloc stainless steel	\$2.10
6	149976	Gasket upper 20 K/30 K Port-A-Weigh gasket	\$5.25
7	146081	Screw set 3/8-24 × 3/4 cup point stainless steel	\$2.10
8	148110	Eye nut 20 K/30 K galvanized	\$635.00
9	81405	Screw, socket head 1/4-20UNC×1 18-8 stainless steel	\$1.25
10	146322	Filter millipore	\$9.50
11	142186	Cotter pin 3/16 × 2	\$2.10
12	142833	Nut hex slotted 1.125 - 7 zinc pltd	\$11.50
13	150523	Mid section machined 20 K/30 K	\$485.00
14	149958	Collar bottom 20 to 50 K	\$140.00
15	145990	Screw socket head 1/4-20 × 5/8 stainless steel	\$2.10

REPLACEMENT PARTS

MSI-4260M Industrial

Mid-Section Assembly (20,000 to 30,000 lb)



REPLACEMENT PARTS

MSI-4260M Industrial

Mid-Section Assembly (50,000 to 70,000 lb)



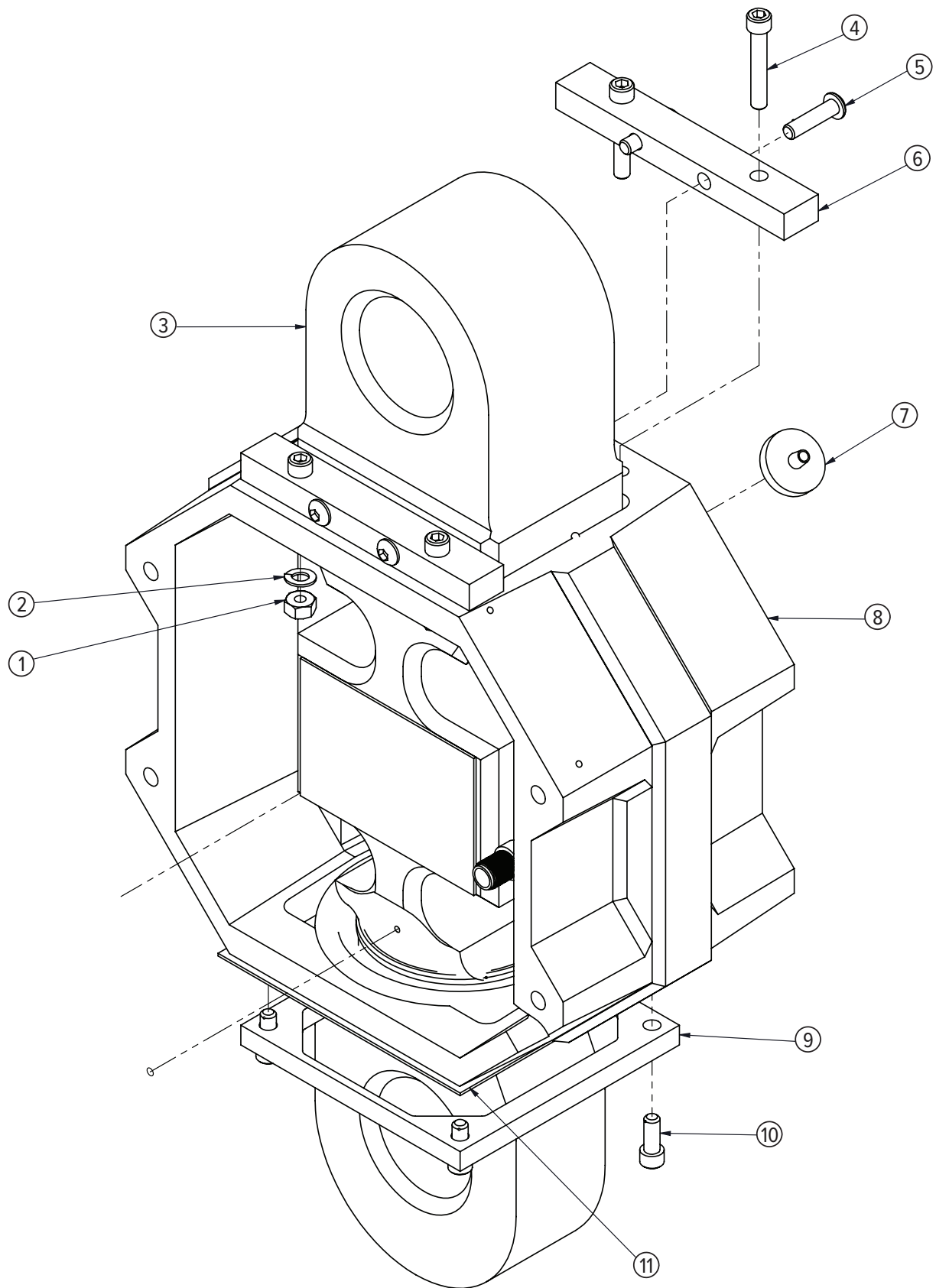
Part Number/Price

Item #	Part #	Description	Price
1	14642	Nut, 1/4-20NC hex stainless steel	\$1.75
2	15148	Washer, lock 1/4 regular helical spring stainless steel	\$1.25
3	137764	Load cell assembly 50 K/70 K standard	\$5,330.00
4	117599	Screw, cap 1/4-20NC×1-1/2 hex socket head 18-8 stainless steel	\$1.75
5	145982	Screw button head 1/4-20 × 1 stainless steel socket head	\$2.10
6	148213	Collar top 50 K/100 K	\$97.00
7	146322	Filter millipore	\$9.50
8	150525	Mid-section machined 50 K/100 K	\$515.00
9	149958	Collar bottom 20 to 50 K	\$140.00
10	145990	Screw socket head 1/4-20 × 5/8 stainless steel	\$2.10
11	149957	Boot lower 20 to 70 K	\$86.00
Not Shown			
	151356	Shackle, 25 T, 50,000 lb	Consult
	146335	Shackle, 40 T, 70,000 lb	Consult
	135035	Hook, swivel 50,000 lb	\$8,390.00
	142179	Latch safety (fits PN 135035 hook)	\$160.00
	135036	Hook, swivel 70,000 lb	\$11,750.00
	142180	Latch safety (fits PN 135036 hook)	\$210.00

REPLACEMENT PARTS

MSI-4260M Industrial

Mid-Section Assembly (50,000 to 70,000 lb)



REPLACEMENT PARTS

MSI-4260M Industrial

Battery Casting Assembly



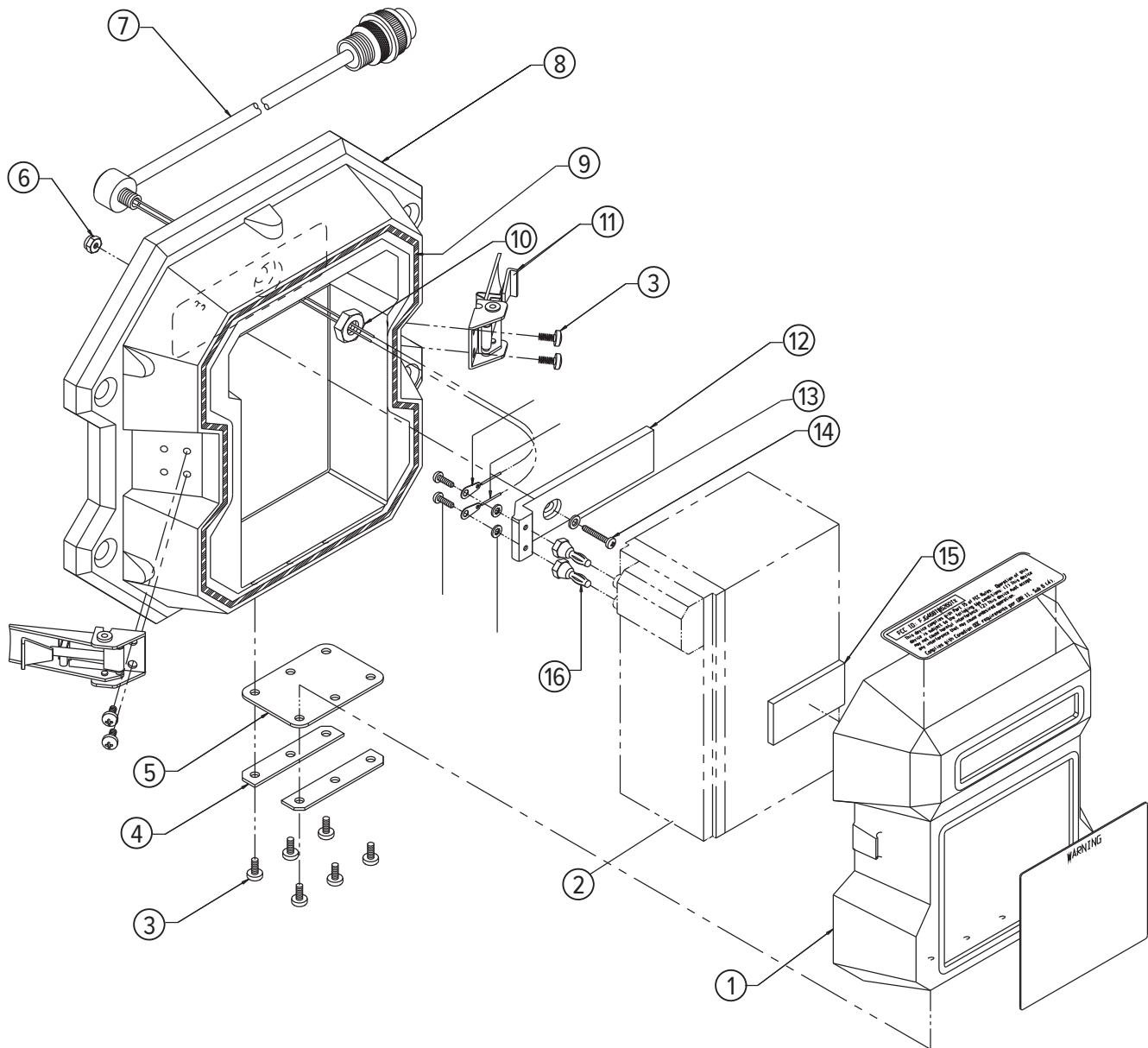
Part Number/Price

Item #	Part #	Description	Price
1	150516	Battery door machined	\$97.00
2	150367	Battery	\$145.00
3	146107	Screw pan head 8-32 × 5/16 type f stainless steel Phillips head	\$2.10
4	149718	Plate aluminum battery door	\$14.00
5	149719	Fastener battery door rubber	\$11.00
6	146627	Nut hex 6-32 nyloc stainless steel	\$1.00
7	133798	Cable assembly power molded feed through	\$150.00
8	150517	Battery well machined with o-ring	\$330.00
9	149723	O-ring assembly battery well casting	\$14.00
10	146661	Nut hex 5/16-18 jam stainless steel	\$2.25
11	145934	Latch camloc	\$40.00
12	150073	Connector block	\$26.00
13	55124	Washer, flat #6 cres	\$1.00
14	127036	Screw, machine 6-32 × 3/4 Phillips pan head 18-8 stainless steel	\$3.00
15	146640	Pad poron 2.0 × 1.0	\$3.25
16	147825	Plug banana jack	\$12.00

REPLACEMENT PARTS

MSI-4260M Industrial

Battery Casting Assembly



REPLACEMENT PARTS

MSI-4260M Industrial

Bulkhead Assembly



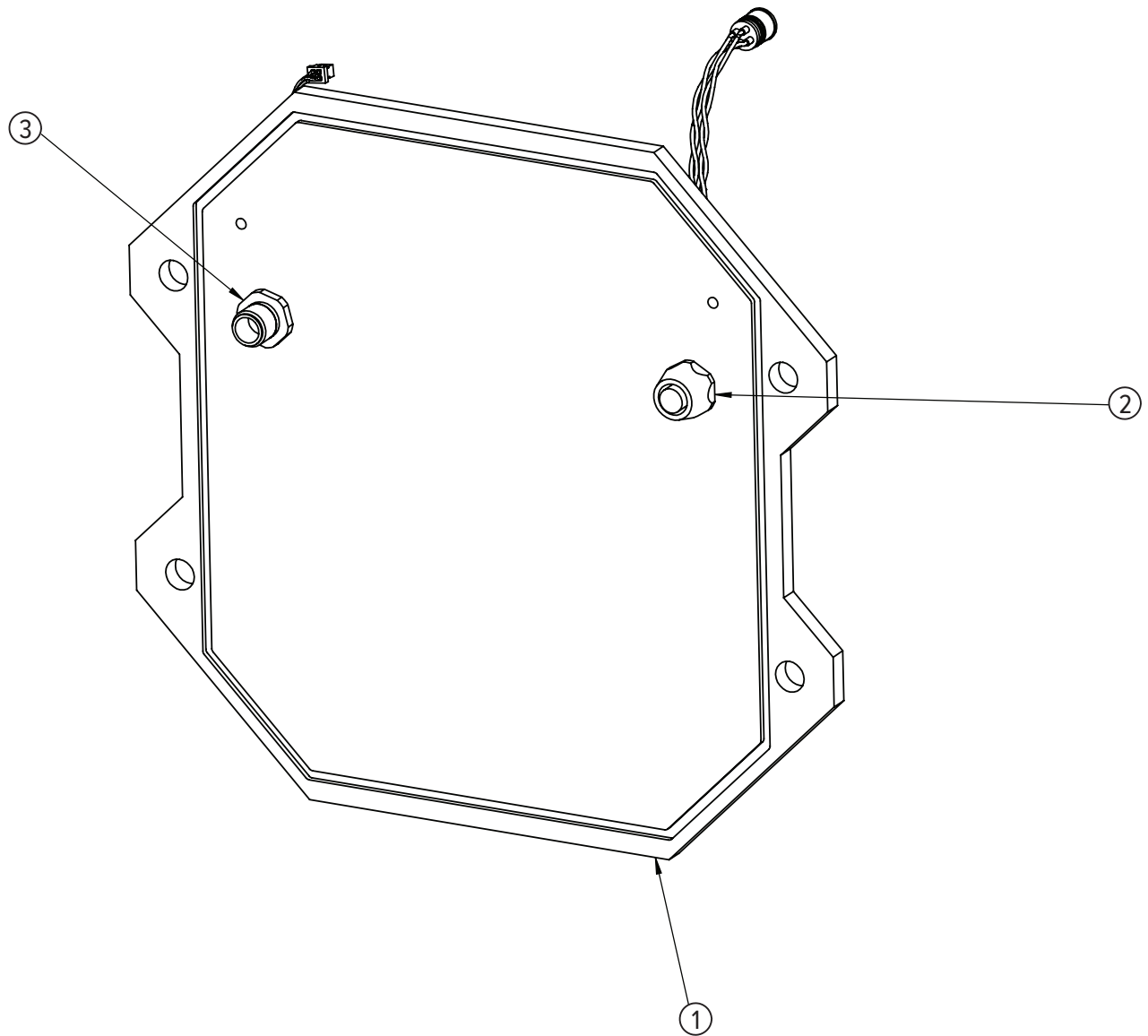
Part Number/Price

Item #	Part #	Description	Price
1	196355	Bulkhead front casting	Consult
2	139471	Cable assembly bulkhead load cell 12.0 in	\$66.00
3	139472	Cable assembly bulkhead power 12.0 in	\$49.00

REPLACEMENT PARTS

MSI-4260M Industrial

Bulkhead Assembly



REPLACEMENT PARTS

MSI-4260M Marine

Front Assembly



Part Number/Price

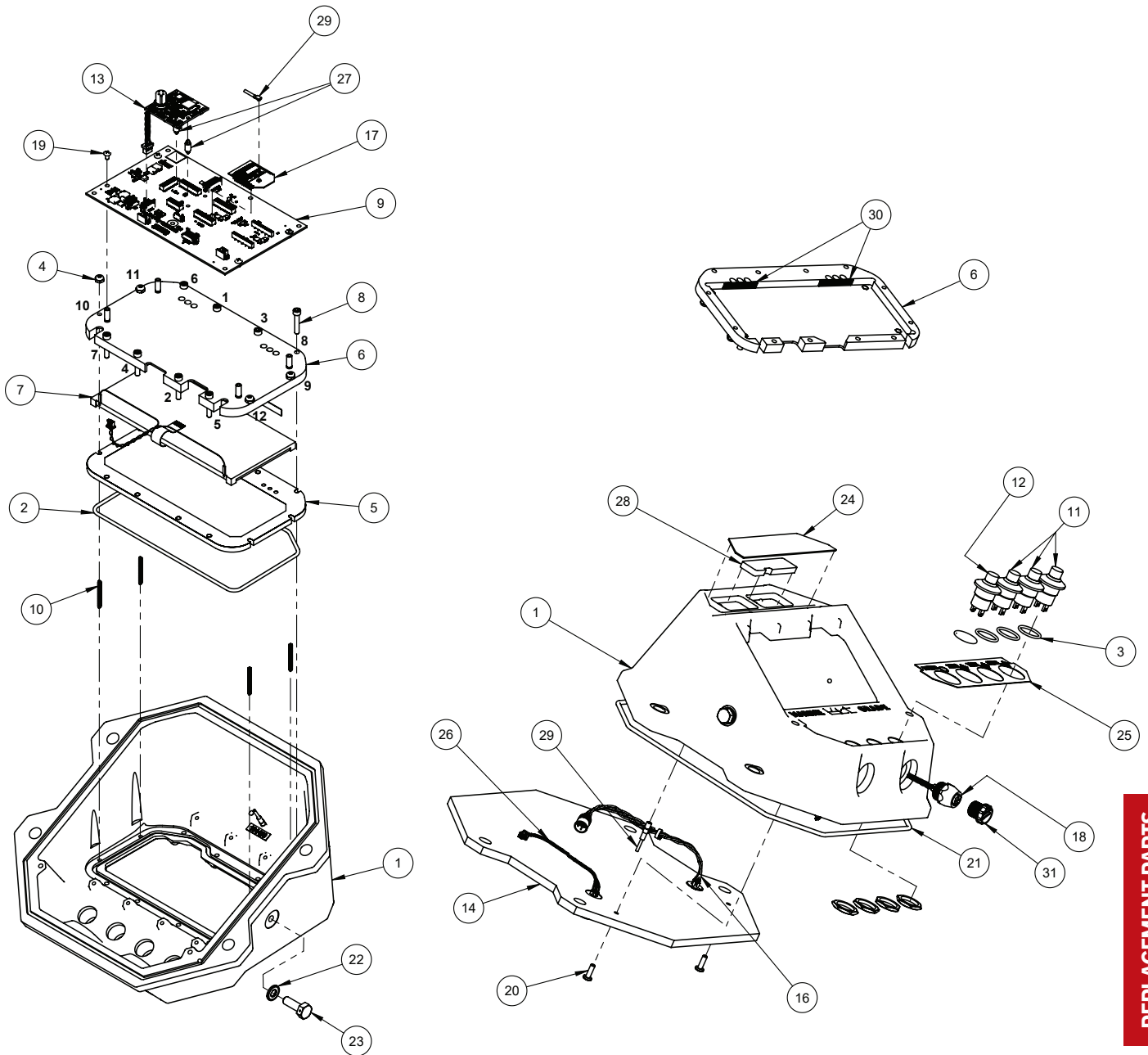
Item #	Part #	Description	Price
1	194469	Front casting 4260M	\$450.00
2	182066	O-ring 5.707 × .103	\$2.25
3	146251	O-ring ID .614 × .070 70 durometer	\$2.10
4	146625	Nut hex 4-40 nyloc stainless steel	\$2.25
5	196523	Window LCD 4260M	\$105.00
6	196524	Bracket LCD and electronics 4260M	\$105.00
7	195333	LCD display module 4260M	\$120.00
8	79567	Screw socket head 6-32 × 3/4 stainless steel	\$1.00
9	191081	PCA LCD 4260M	\$410.00
10	196566	Screw set 4-40 × 1.0 lg cp stainless steel	\$2.10
11	147563	Switch, black, watertight	\$46.00
12	147562	Switch, red, watertight	\$48.00
13	137805	PCA Scalecore 1 channel with Turck insert	\$295.00
14,16,26	196276	Bulkhead assembly front 4260M	\$305.00
15	139448	Cable assembly switch harness 4260B (not shown)	\$22.00
16	139471	Cable assembly bulkhead lc 4260B/4260M	\$66.00
17	144773	Radio module XBEE-PRO 802.15.4 U.FL connect	\$145.00
18	139449	Cable assembly comm serial data RS-232 4260B/4260M	\$56.00
19	146593	Screw pan head 4-40 × 3/16 Phillips stainless steel	\$1.25
20	146604	Screw pan head 6-32 × 7/16 Phillips stainless steel	\$1.00
21	149724	O-ring assembly front casting paw/Trans-Weigh 4260M	\$14.00
22	142472	Washer seal Stat-O-Seal® 1/4 in	\$4.75
23	144333	Screw hex head 1/4-20 × .75 drilled hd zinc pltd	\$5.50
24	195104	Overlay, descriptive 4260M	\$31.00
25	194709	Overlay switch 4260M	\$32.00
26	139472	Cable assembly bulkhead power 4260B/4260M	\$49.00
27	144929	Spacer mini dual locking .1 hole × 6 mm long	\$7.00
28	201823	Antenna 2.4 GHz patch cable	\$40.00
29	139450	RF cable assembly mmcx str jack - U.FL 175 mm	\$26.00
30	197592	Light shield blackout .235 × 1.25 peel & stick	\$4.25
31	143352	Conn closure cap IP68 male	\$3.50

Note: Items 14,16 and 26 add new item for the assembly

REPLACEMENT PARTS

MSI-4260M Marine

Front Assembly



REPLACEMENT PARTS

MSI-4260M Marine

Battery Casting Assembly



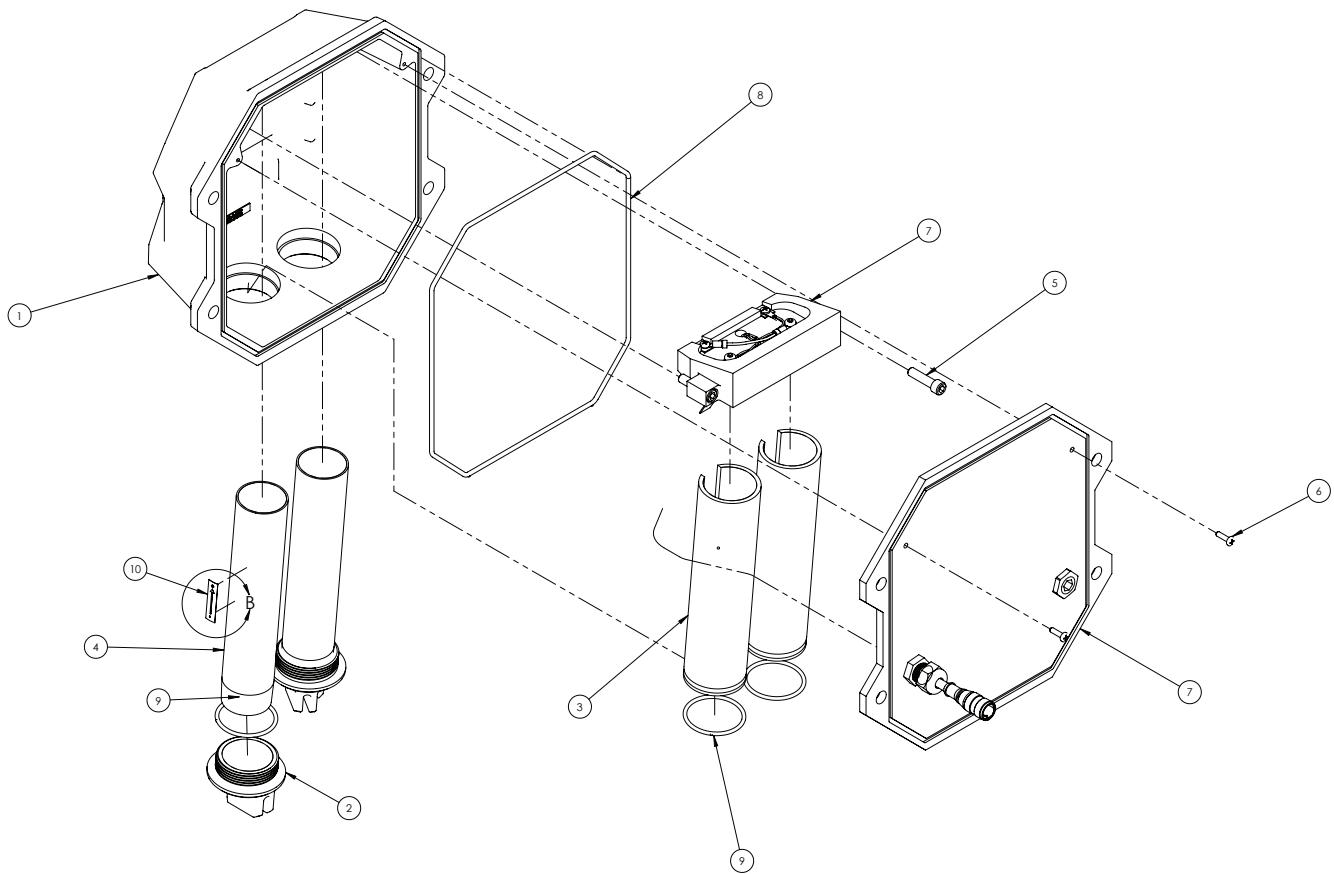
Part Number/Price

Item #	Part #	Description	Price
1	196155	Rear casting d-cell battery 4260M	\$325.00
2	147901	Battery cap paw+ d-cell tube 4260M	\$16.00
3	196308	Guide tube d-cell battery 4260M	\$120.00
4	196313	Weldment d-cell battery tube	\$155.00
5	81405	Screw socket head 1/4-20 × 1 stainless steel	\$1.25
6	146605	Screw pan head 6-32 × 1/2 stainless steel	\$1.00
7	196500	Battery terminal carrier assembly	\$470.00
8	149724	O-ring assembly front casting paw/trans-weigh 4260M	\$14.00
9	196502	O-ring 1-9/16 id × .103	\$1.00
10	141676	Polarity label	\$1.00

REPLACEMENT PARTS

MSI-4260M Marine

Battery Casting Assembly



REPLACEMENT PARTS

MSI-4260M Marine

Midsection Assembly



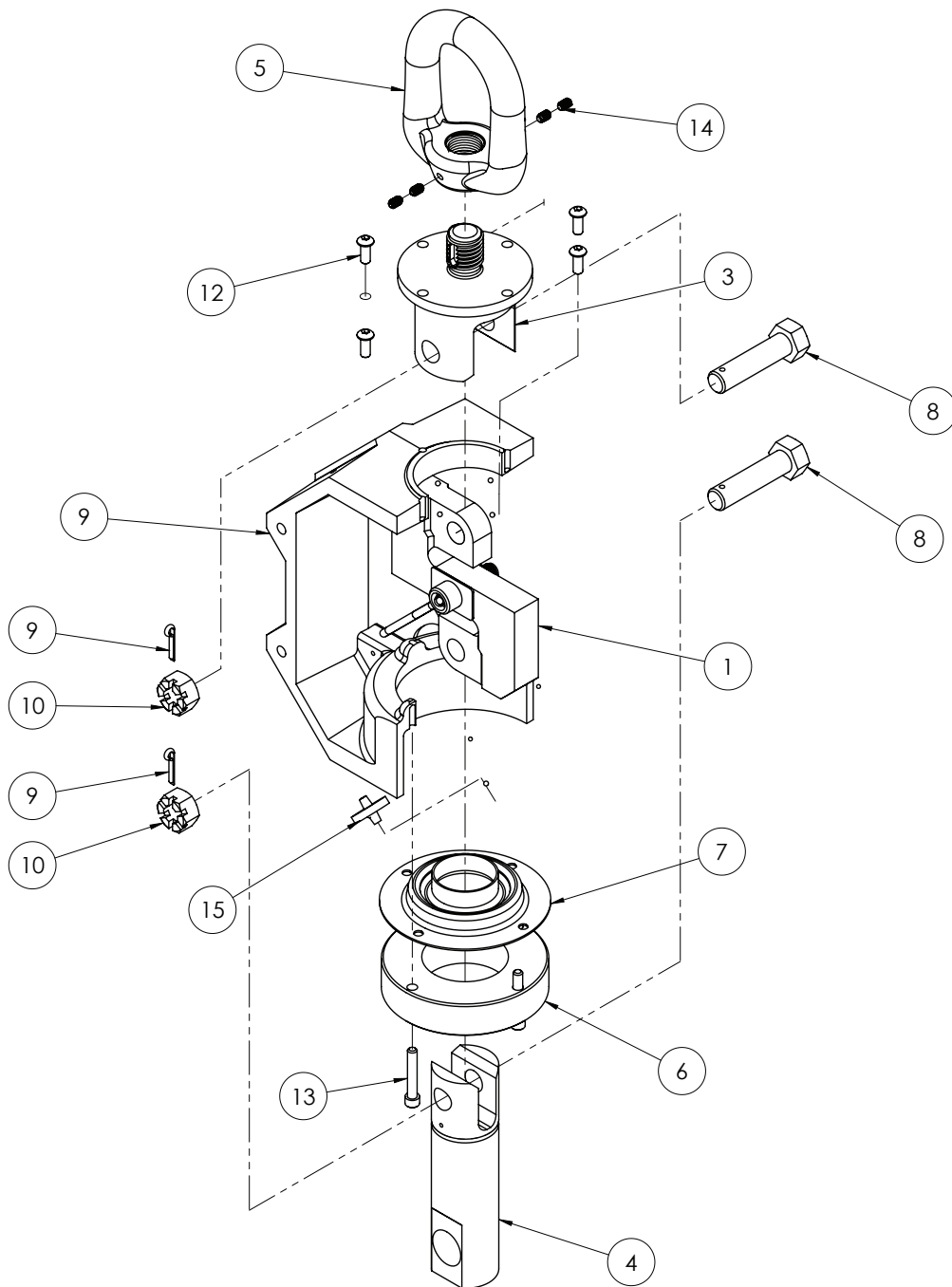
Part Number/Price

Item #	Part #	Description	Price
1	138663	Load cell assembly 5 K S-beam 4260B/4260M	\$1,650.00
2	149175	Casting mid section 5/10 K S-beam 6260CS, 4260M	\$355.00
3	203378	Upper link S-beam 5/10 K	\$545.00
4	205230	Lower link 5/10 K S-beam 4260M	\$210.00
5	148225	Eye nut 5/10 K	\$280.00
6	204508	Collar 5/10 K shackle	\$250.00
7	149165	Seal lower link EDPM	\$59.00
8	149217	Bolt clevis pin hex head 5/8 × 2.75 GRIP. 5 K/10 K capacity	\$34.00
9	15238	Pin cotter 1/8 × 1 stainless steel	\$1.25
10	142832	Nut hex slotted 5/8-11	\$2.10
11	144878	Washer flat 5/8 × 1.312	\$2.00
12	72031	Screw button head 1/4-20 × 5/8 stainless steel socket hd	\$1.25
13	117599	Screw socket head 1/4-20 × 1-1/2 stainless steel	\$1.75
14	128799	Screw set 1/4-20 × 3/8 stainless steel	\$1.00
15	146322	Filter millipore	\$9.50

REPLACEMENT PARTS

MSI-4260M Marine

Midsection Assembly



REPLACEMENT PARTS

MSI-9300

Front Casting Assembly



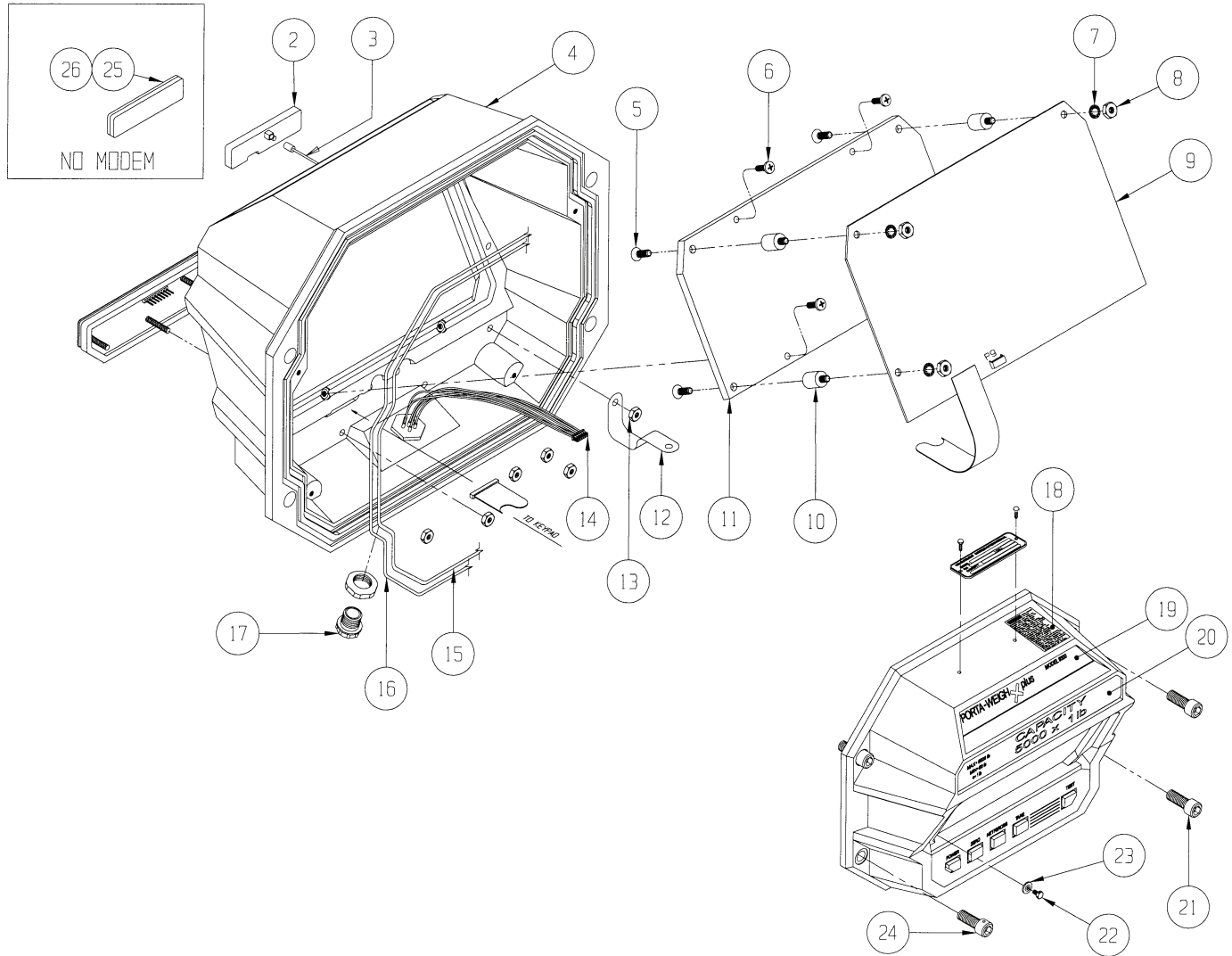
Part Number/Price

Item #	Part #	Description	Price
2	201823	Antenna 2.4 GHz patch cable	\$40.00
3	148874	Cable assembly antenna	\$140.00
4	148824	Casting	\$475.00
5	54356	Screw, flat head, 8-32 × 3/8, Phillips, stainless steel	\$2.00
6	146604	Screw, pan head, 6-32 × 7/16, Phillips, stainless steel	\$1.00
7	15132	Washer internal tooth #8, stainless steel	\$1.50
8	65784	Nut, hex, 8-32, stainless steel	\$1.00
9	148700	PCA, LED display	\$550.00
10	142526	Shock mount flex, 8-32	\$17.00
11	148826	Window	\$180.00
12	139844	Ground strap	\$13.00
13	128445	Nut, hex, 6-32, stainless steel	\$1.00
14	148854	Cable assembly external comm	\$125.00
15	147997	O-ring, bulkhead	\$18.00
16	147996	O-ring, front/back	\$19.00
17	143352	Connector cap	\$3.50
18	148218	Label, warning	\$6.25
19	148867	Label, descriptive	\$51.00
20	Consult	Label, capacity	\$17.00
21	91869	Screw, socket head, 3/8-16 × 1, stainless steel	\$2.00
22	142574	Screw, pan head, 6-32 × 1/4, stainless steel	\$4.50
23	143272	Washer, seal	\$3.75
24	133598	Screw, 3/8-16 × 1, stainless steel, drilled	\$25.00
25	148902	Pad	\$7.50
26	148901	Filler plate	\$42.00

REPLACEMENT PARTS

MSI-9300

Front Casting Assembly



REPLACEMENT PARTS

MSI-9300

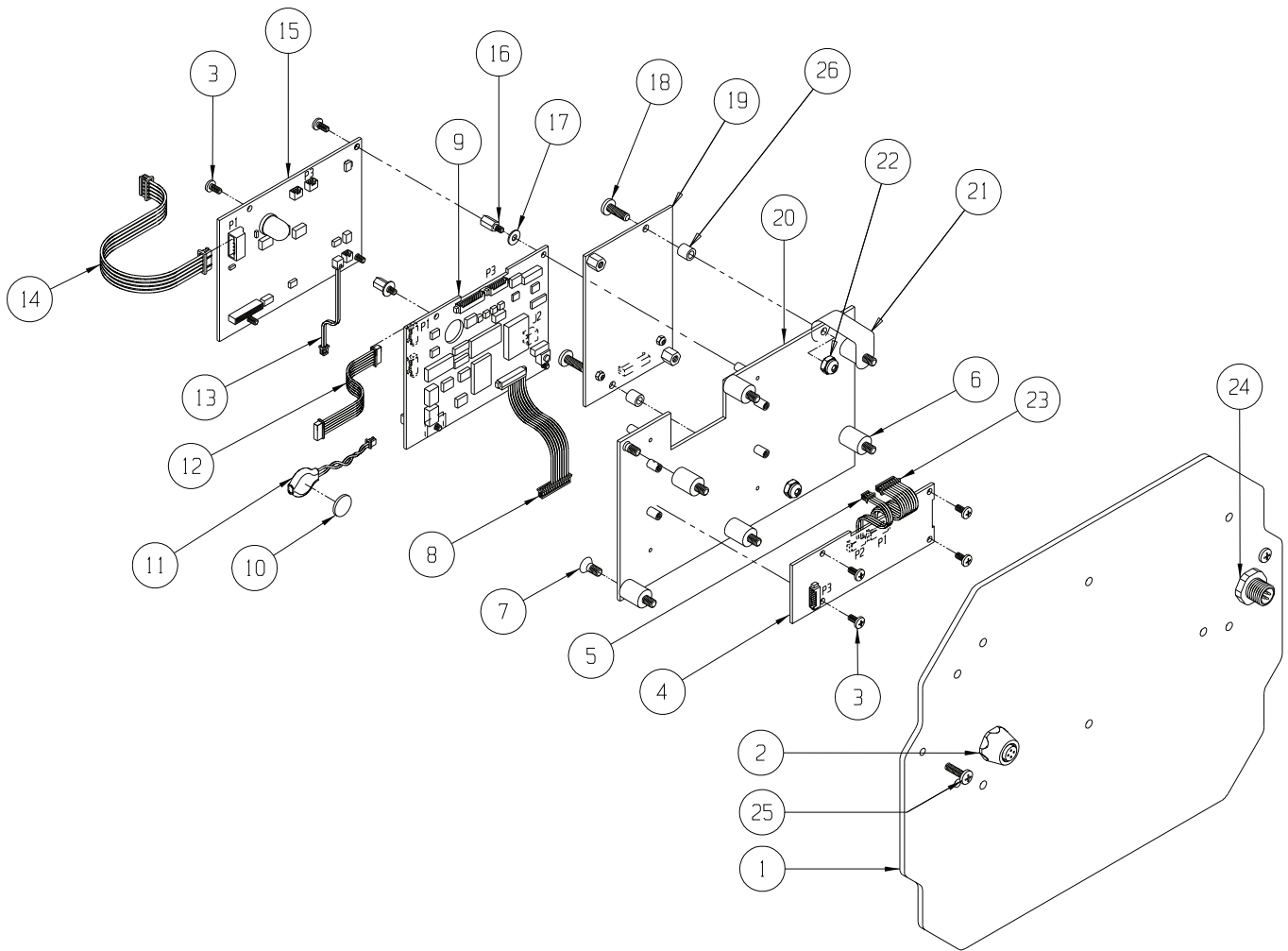
Series Bulkhead Assembly



Part Number/Price

Item #	Part #	Description	Price
1	149216	Bulkhead plate	\$105.00
2	148843	Cable assembly, load cell	\$125.00
3	128088	Screw, pan head, 4-40 x 1/4, Phillips, stainless steel	\$1.00
4	148548	PCA, high resolution A/D	\$400.00
5	148869	Cable assembly, A/D to power supply	\$33.00
6	142526	Shock mount	\$17.00
7	146567	Screw, flat head, 8-32 x 1/4, Phillips, stainless steel	\$3.00
8	149085	Cable assembly, controller to 2450 modem	\$73.00
9	148547	PCA, controller	\$605.00
10	148592	Pad adhesive, battery	\$11.00
11	137718	Battery assembly, 3V lithium	\$105.00
12	148852	Cable assembly, comm. internal	\$32.00
13	149320	Cable assembly, (Ethernet power)	\$25.00
14	148991	Cable assembly, electronics power	\$26.00
15	148982	PCA, power supply	\$455.00
16	143306	Standoff hex, .312 lg., 4-40 .188 M thd.	\$3.25
17	143384	Washer flat #4, stainless steel	\$2.25
18	146601	Screw, pan head, 6-32 x 1/4, Phillips, stainless steel	\$1.00
19	138304	PCA, with 2450 modem	\$675.00
20	148842	Bracket electronics front	\$73.00
21	139844	Ground strap	\$13.00
22	146627	Nut, hex, 6-32 nyloc, stainless steel	\$1.00
23	148612	Cable assembly, A/D, controller 8P	\$26.00
24	148856	Cable assembly, power battery	\$160.00
25	146604	Screw, 6-32 x 7/16, Phillips, stainless steel	\$1.00
26	144227	Spacer, 1/4 x 1/4, #6	\$3.50

REPLACEMENT PARTS



MSI-9300

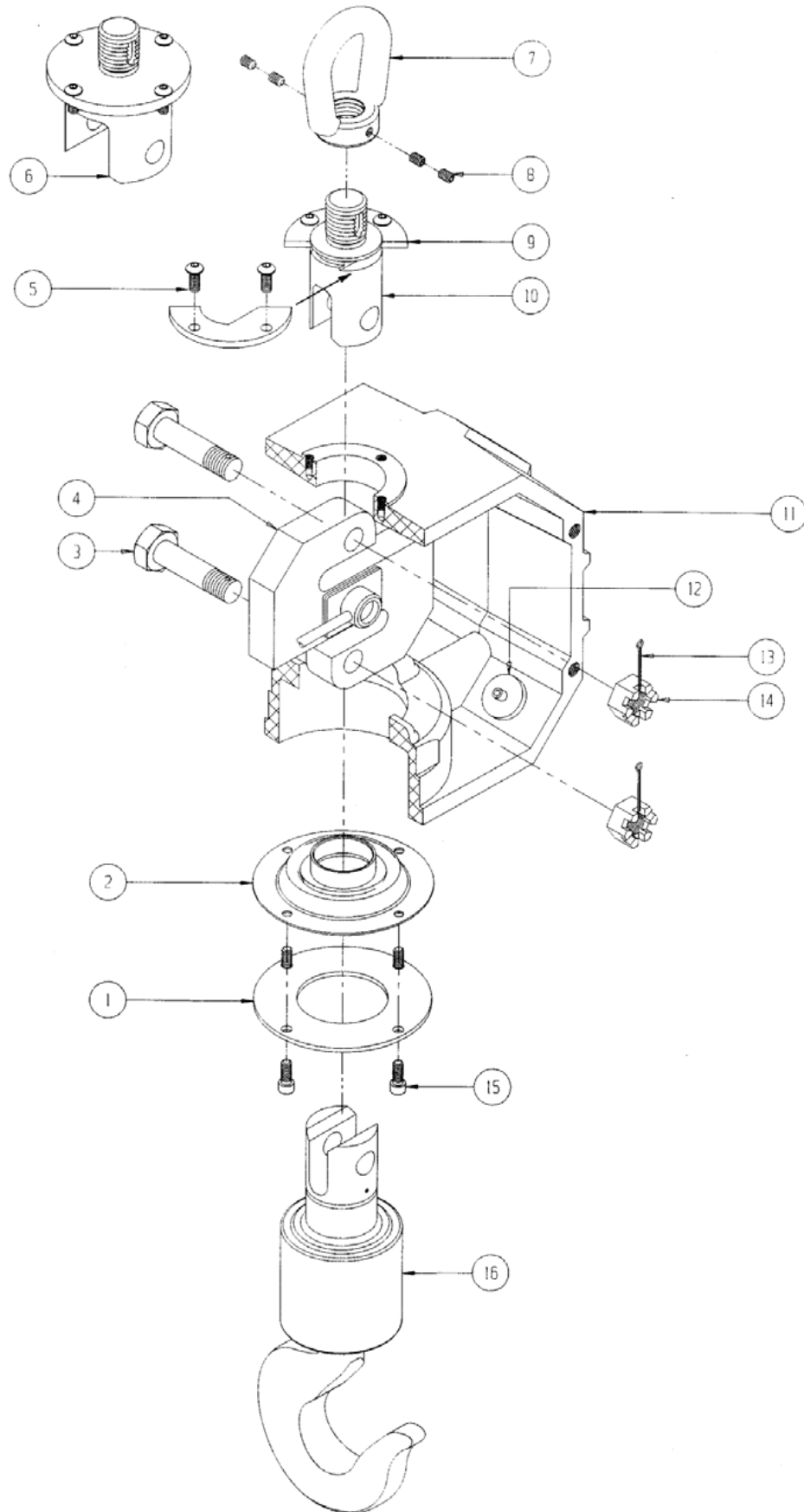
Mid-section Assembly 500 to 10,000 lb (S-beam Load Cell)



Part Number/Price

Item #	Part #	Description	Price
1	148259	Collar, 500 lb/2 K	\$49.00
1	149168	Collar, 5/10 K	\$65.00
2	149710	Seal, 500 lb/2 K	\$49.00
2	149165	Seal, 5/10 K	\$59.00
3	148457	Bolt, clevis, 500/2 K	\$26.00
3	149217	Bolt, clevis, 5/10 K	\$34.00
Not Shown	144878	Washer, flat, 5/8, must go with 5/10 K bolt (4 places)	\$2.00
4	138661	Load cell assembly, 500 lb	\$1,270.00
4	138662	Load cell assembly, 2 K	\$1,270.00
4	138663	Load cell assembly, 5 K	\$1,650.00
4	138664	Load cell assembly, 10 K	\$1,780.00
5	72031	Screw, button head, 1/4-20 x 5/8, stainless steel	\$1.25
6	149126	Link, upper, 5/10 K	\$455.00
7	139795	Eye nut, lifting, 500 lb/2 K	\$210.00
7	148225	Eye nut, lifting, 5/10 K	\$280.00
8	128799	Screw set, 1/4-20 x 3/8, stainless steel	\$1.00
9	148274	Collar, top (2 pcs)	\$40.00/ea
10	148271	Link, upper, 500 lb/2 K	\$255.00
11	147884	Casting, mid section, 500 lb/2 K	\$505.00
11	149166	Casting, mid section, 5/10 K	\$515.00
12	146322	Filter	\$9.50
13	15238	Cotter pin	\$1.25
14	142832	Nut	\$2.10
15	145990	Screw, SH, 1/4-20 x 5/8, stainless steel	\$2.10
16	135043	Hook assembly, swivel, 500/2,000 lb	\$1,700.00
	143236	Latch, safety (fits 500787-0001 hook with hole)	\$26.00
16	134523	Hook assembly, swivel, 5,000/10,000 lb	\$1,380.00
	143233	Latch, safety (fits 500297-0001 hook with hole)	\$42.00

REPLACEMENT PARTS



MSI-9300

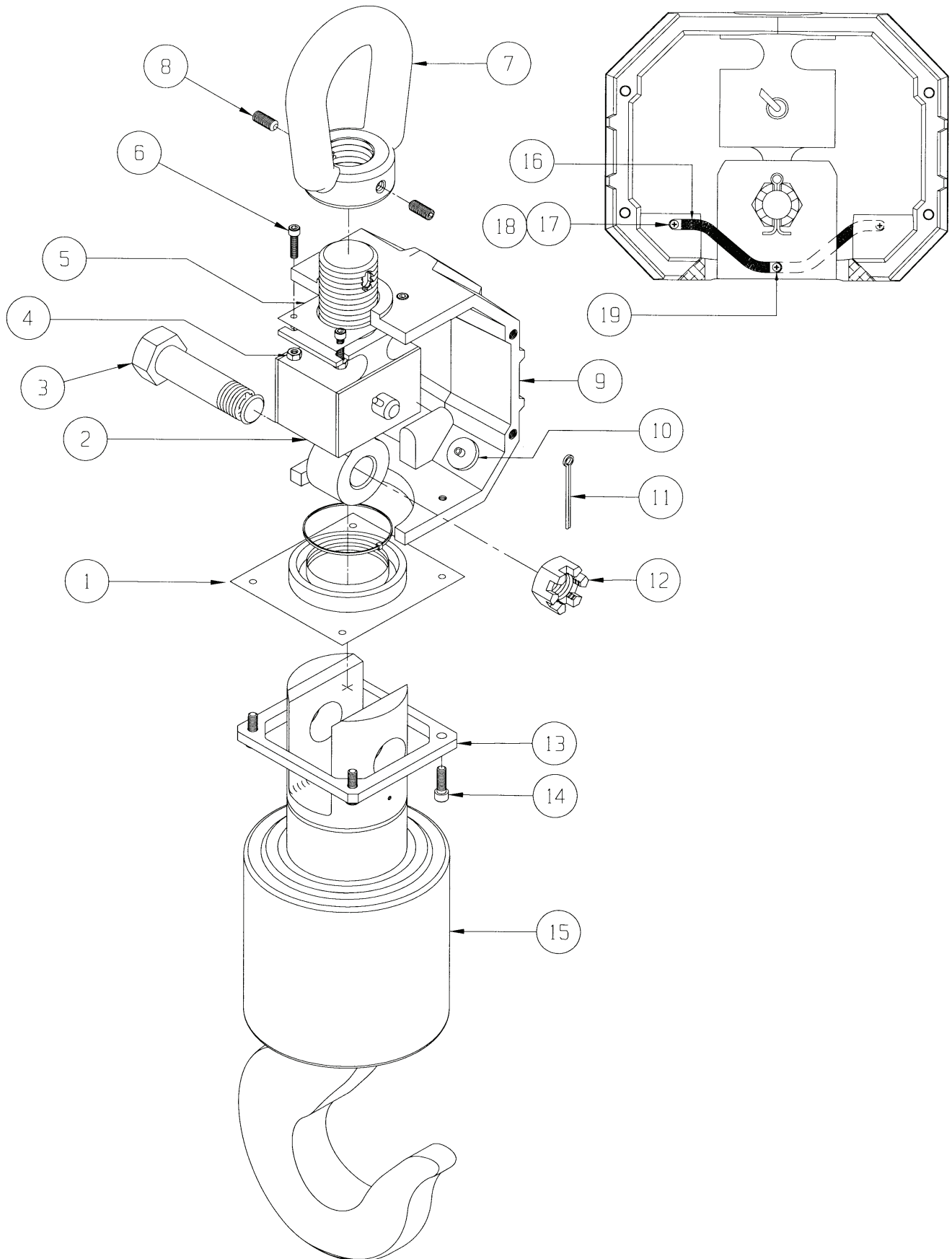
Mid-section Assembly 20,000 lb and 30,000 lb



Part Number/Price

Item #	Part #	Description	Price
1	148048	Seal	\$210.00
2	137763	Load cell assembly	\$2,240.00
3	148458	Bolt	\$86.00
4	146631	Nut, hex, 1/4-20, nyloc, stainless steel	\$2.10
5	149976	Gasket	\$5.25
6	81405	Screw, socket head, 1/4-20 x 1, stainless steel	\$1.25
7	148110	Eye, lifting	\$635.00
8	146081	Screw set, 3/8-24 x 3/4, cut point, stainless steel	\$2.10
9	147882	Casting	\$485.00
10	146322	Filter	\$9.50
11	142186	Cotter pin, 3/16 x 2, stainless steel	\$2.10
12	142833	Nut, hex, 1.125 - 7	\$11.50
13	147976	Collar	\$71.00
14	145995	Screw, socket head, 5/16-18 x 1, stainless steel	\$2.00
15	134938	Hook assembly, swivel, 20,000 lb	\$2,790.00
	110661	Latch, safety (fits 500729-0001)	\$44.00
15	134939	Hook assembly, swivel, 30,000 lb	\$3,620.00
	143235	Latch, safety (fits 500729-0002)	\$115.00

REPLACEMENT PARTS



MSI-9300

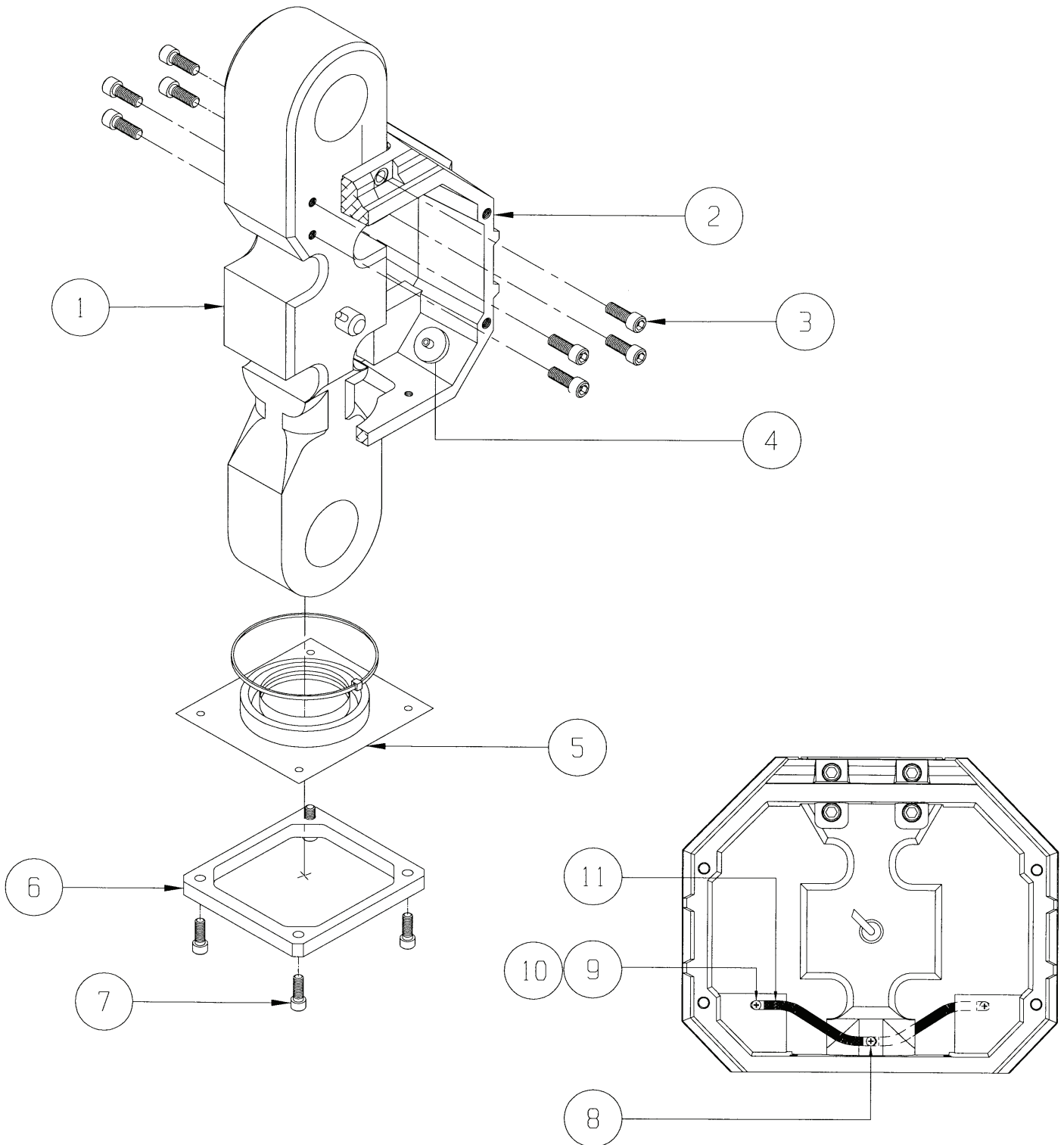
Mid-section Assembly 50,000 lb and 70,000 lb



Part Number/Price

Item #	Part #	Description	Price
1	137764	Load cell assembly	\$5,330.00
2	147974	Casting	\$530.00
3	91869	Screw, socket head, 3/8-16 x 1, stainless steel	\$2.00
4	146322	Filter	\$9.50
5	148048	Seal	\$210.00
6	147976	Collar	\$71.00
7	145995	Screw, socket head, 5/16-18 x 1, stainless steel	\$2.00
8	146601	Screw, pan head, 6-32 x 1/4, Phillips, stainless steel	\$0.75
9	81280	Washer Internal tooth #6, stainless steel	\$1.00
10	146101	Screw, pan head, 6-32 x 3/16, Phillips, stainless steel	\$1.00
11	139843	Ground strap	\$14.00
Not Shown	151356	Shackle, 25 T, 50,000 lb	Consult
Not Shown	146335	Shackle, 40 T, 70,000 lb	Consult
Not Shown	135035	Hook, swivel, 50,000 lb	\$8,390.00
	142179	Latch, safety (fits 500782-0001 hook)	\$160.00
Not Shown	135036	Hook, swivel, 70,000 lb	\$11,750.00
	142180	Latch, safety (fits 500782-0002 hook)	\$210.00

REPLACEMENT PARTS



REPLACEMENT PARTS

MSI-9300

Battery Casting Assembly



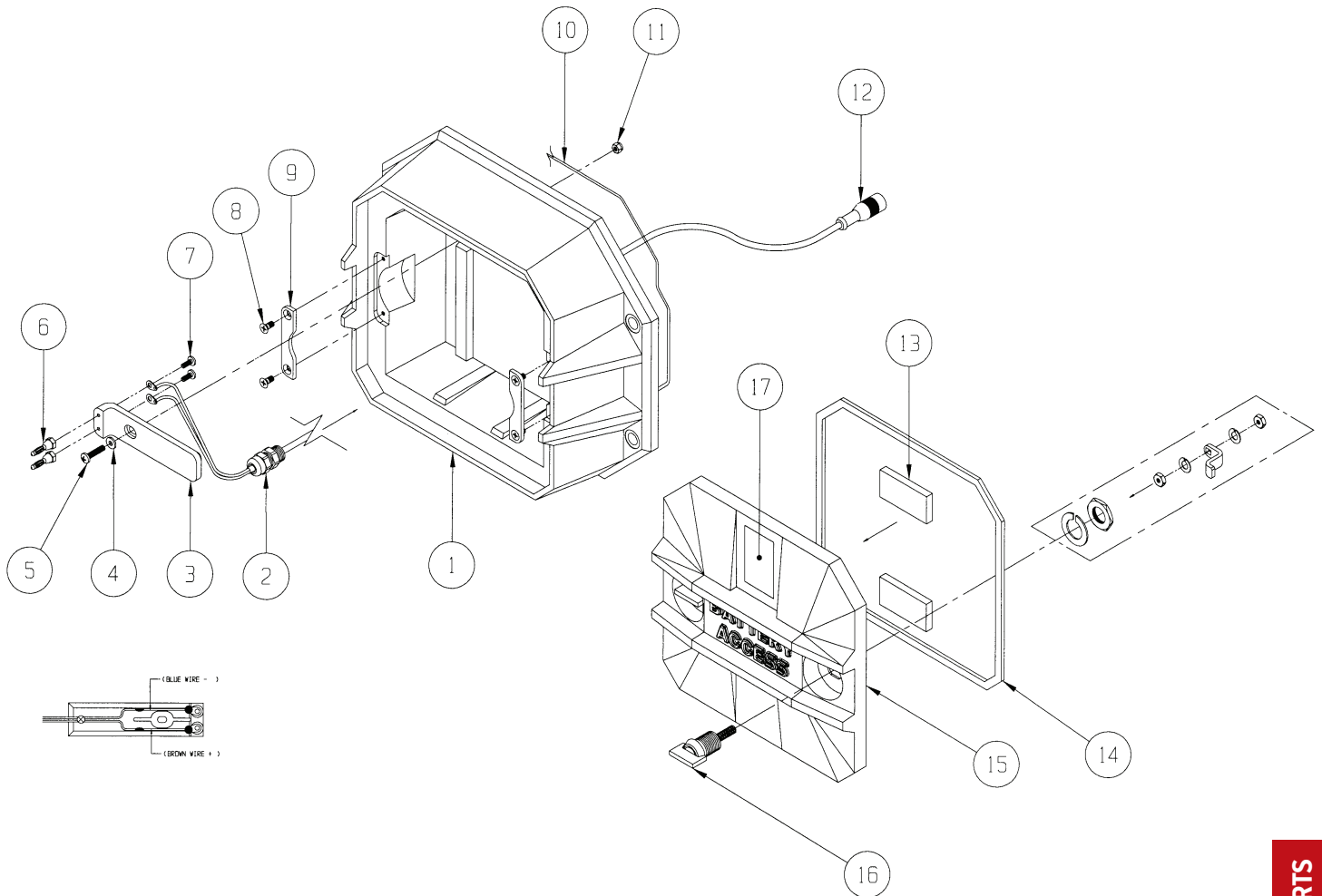
Part Number/Price

Item #	Part #	Description	Price
1	148878	Casting	\$455.00
2	141593	Connector, feed through, with nut	\$7.50
3	150073	Connector, battery	\$26.00
4	55124	Washer flat #6, stainless steel	\$1.00
5	127036	Screw, pan head, 6-32 x 3/4, Phillips, stainless steel	\$3.00
6	147825	Plug, banana	\$12.00
7	146603	Screw, pan head, 6-32 x 3/8, Phillips, stainless steel	\$1.00
8	54356	Screw, flat head, 8-32 x 3/8, Phillips, stainless steel	\$2.00
9	148857	Plate, catch battery door	\$51.00
10	147996	O-Ring	\$19.00
11	146627	Nut, hex, 6-32, Nyloc, stainless steel	\$1.00
12	137755	Cable assembly battery	\$160.00
13	148882	Pad, 1 x 2.25 with adhesive	\$2.00
14	148858	Gasket, casting door	\$14.00
15	148855	Casting	\$280.00
16	143883	Latch, compression 1/4 to 3/8	\$46.00
17	137803	Label, warning	\$38.00
*	137757	Door assembly	\$410.00
*	137754	Rear well assembly	\$935.00

REPLACEMENT PARTS

MSI-9300

Battery Casting Assembly



REPLACEMENT PARTS

MSI-9300

Universal Battery Charger



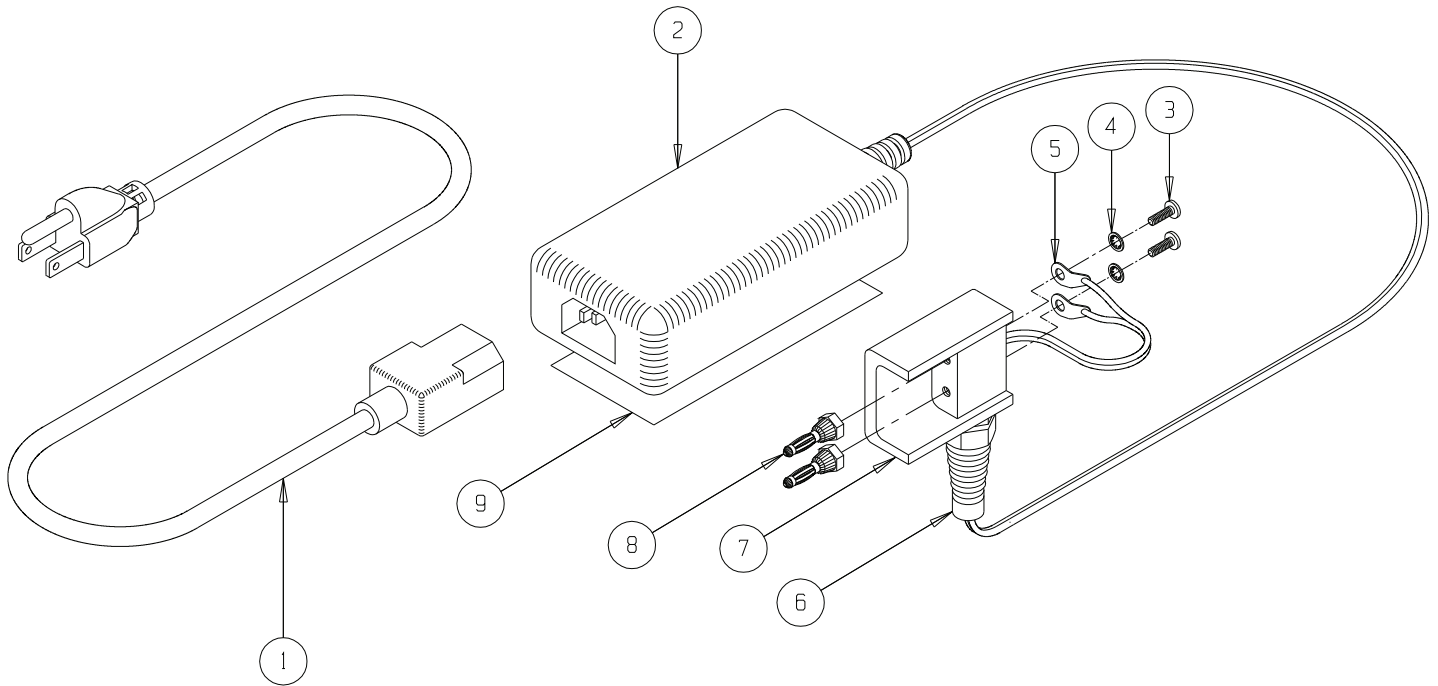
Part Number/Price

Item #	Part #	Description	Price
1	143974	Power cord, North America	\$34.00
1	143981	Power cord, United Kingdom (not shown)	\$76.00
1	143979	Power cord, European (not shown)	\$65.00
1	143980	Power cord, Australian (not shown)	\$76.00
2	144890	Universal power adapter	\$160.00
3	146603	Screw, RH 6-32 x 3/8, standard, stainless steel	\$1.00
4	81280	Washer internal tooth #6, stainless steel	\$1.00
5	141635	Lug, solder #6, copper	\$2.00
6	144936	Feed through	\$6.75
7	149434	Housing battery plug	\$48.00
8	147825	Plug, banana	\$12.00
9	139369	Label, descriptive 12 V	\$14.00
	138006	Universal battery charger 115/230 VAC, 50/60 Hz (North American plug configuration is standard; contact factory if alternate is required)	\$345.00

REPLACEMENT PARTS

MSI-9300

Universal Battery Charger



REPLACEMENT PARTS

MSI-9600HT

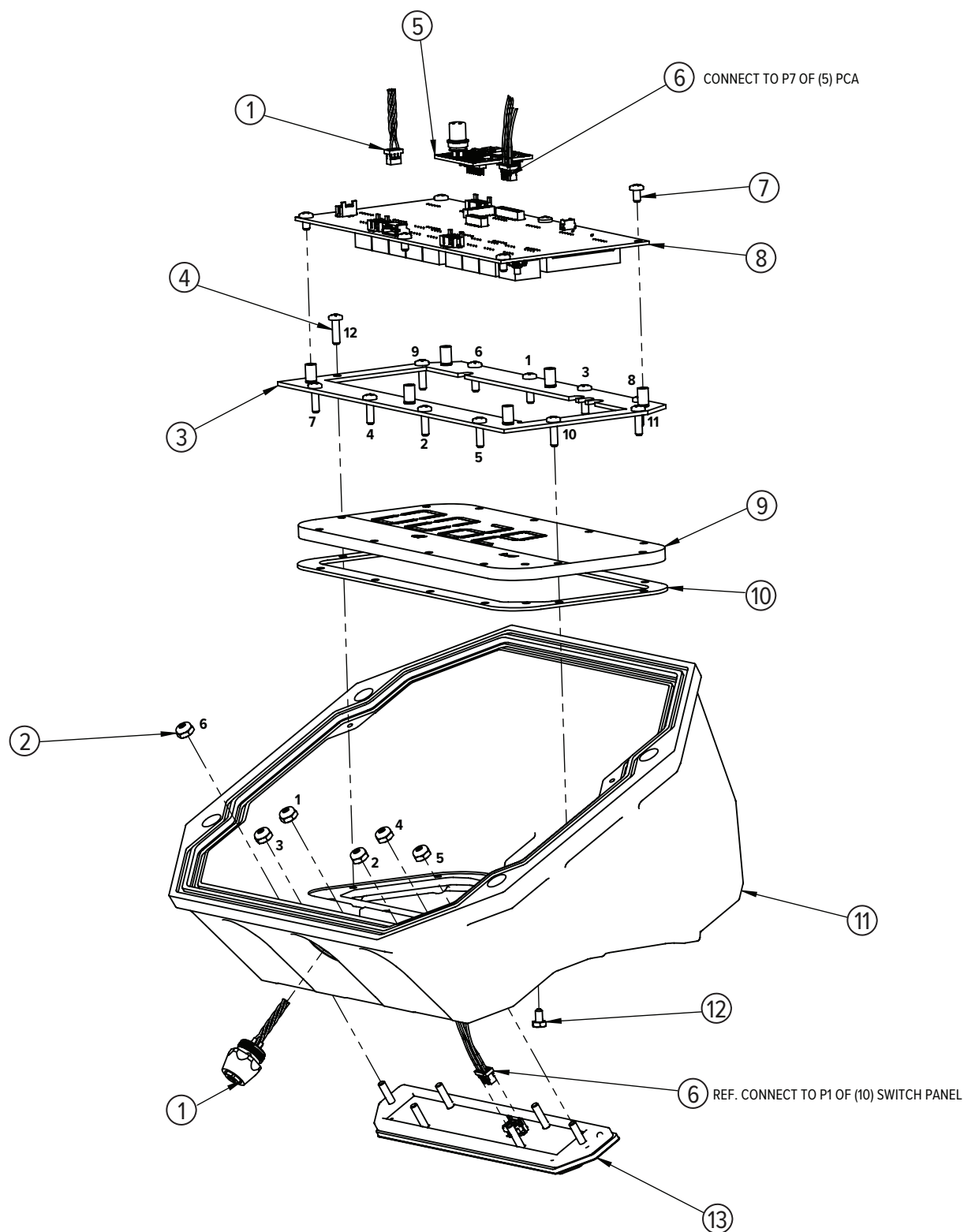
Front Casting Assembly



Part Number/Price

Item #	Part #	Description	Price
1	139449	Cable assembly, communication serial data RS-232	\$56.00
2	128445	Nut, hex 6-32 nyloc stainless steel	\$1.00
3	213965	Bracket, display PCA	Consult
4	216445	Screw, pan head 6-32 x 1/2 Phillips head zinc plated torx drive	\$0.50
5	153429	PCA ScaleCore3 1 channel with Turck insert - controlled	\$295.00
6	214142	Cable assembly switch	\$29.00
7	144537	Screw, lkg pch pan head 6-32 x 1/4 Phillips stainless steel	\$1.00
8	212425	PCA LED display	\$690.00
9	213973	Window, ND gray	Consult
10	214763	Gasket, display window	Consult
11	213628	Casting front machined	\$440.00
12	142574	Screw hex head stainless steel blk 6-32 1/4	\$4.50
13	213678	Switch panel assembly	\$225.00

REPLACEMENT PARTS



MSI-9600HT

Bulkhead Assembly



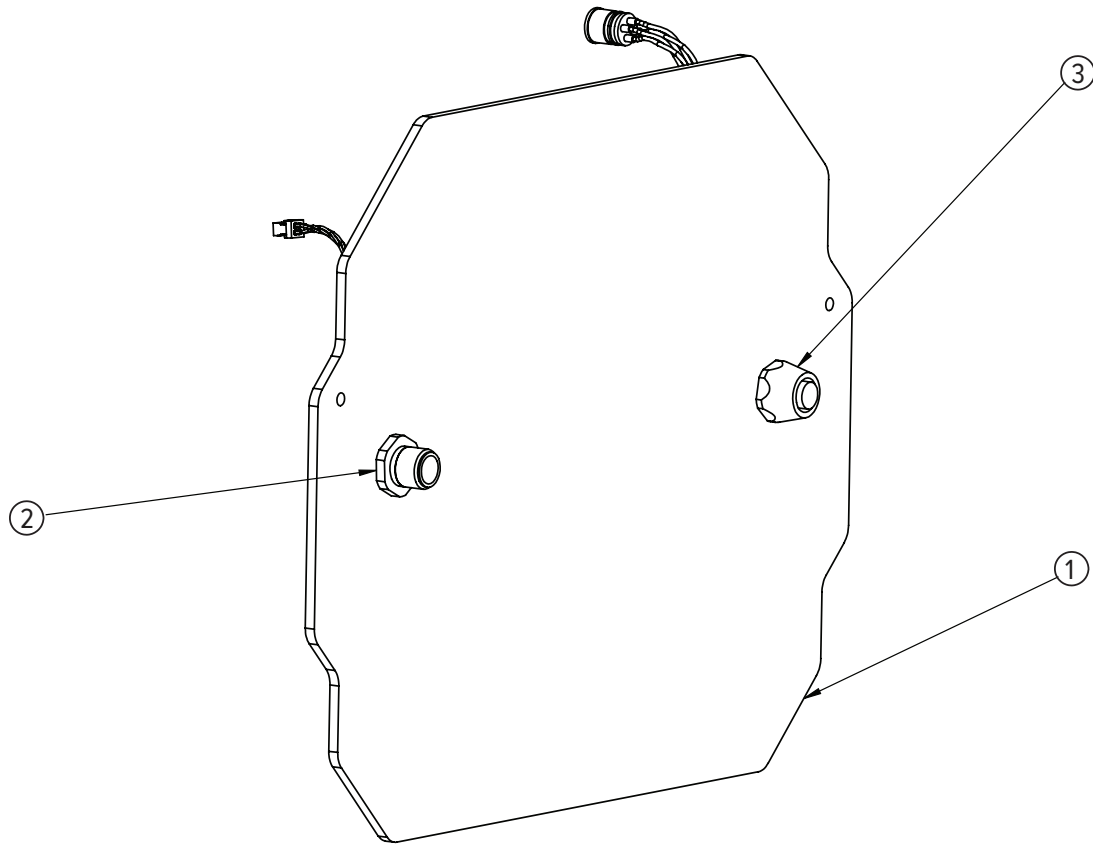
Part Number/Price

Item #	Part #	Description	Price
1	214089	Bulkhead front casting	Consult
2	139472	Cable assembly, bulkhead power 12.0 in	\$49.00
3	139471	Cable assembly, bulkhead load cell 12.0 in	\$66.00

REPLACEMENT PARTS

MSI-9600HT

Bulkhead Assembly



REPLACEMENT PARTS

MSI-9600HT

Mid-section Assembly 10,000 lb



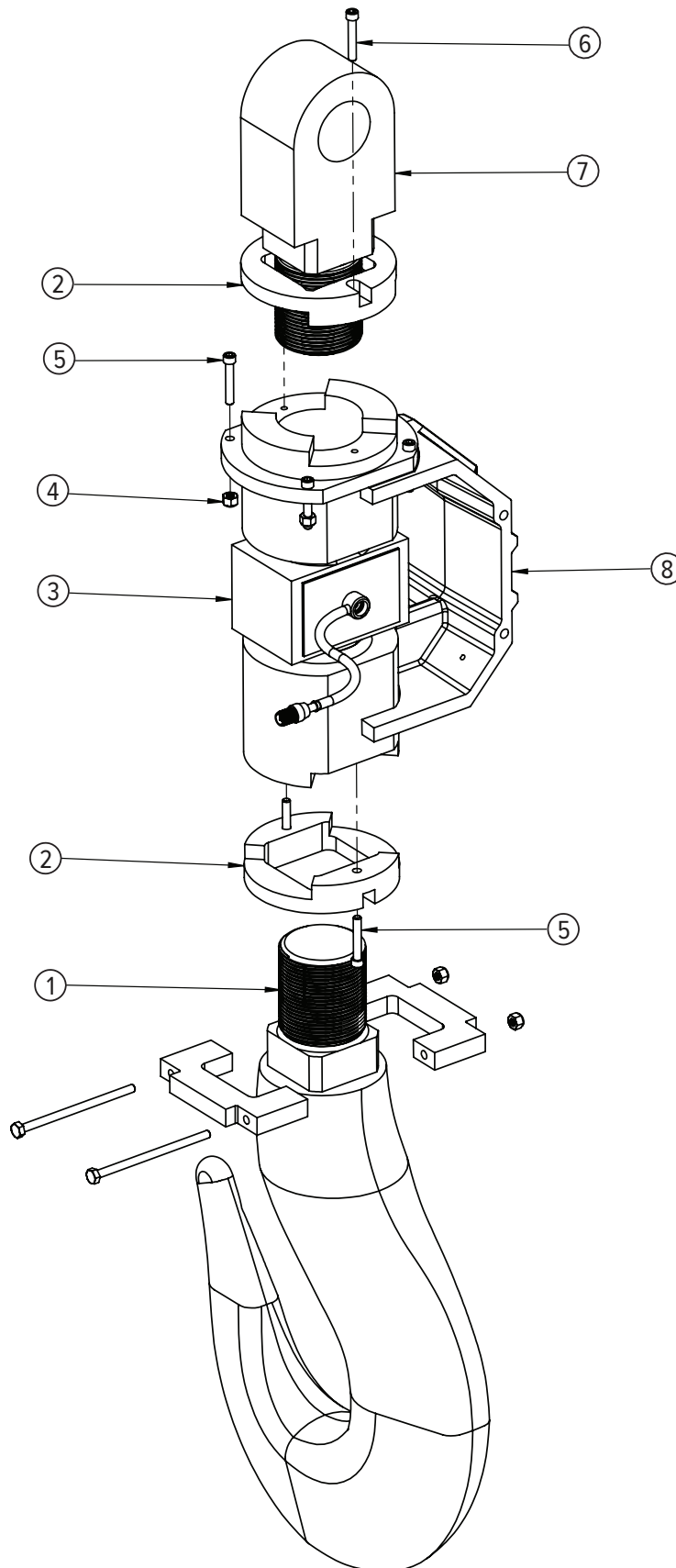
Part Number/Price

Item #	Part #	Description	Price
1	138220	Hook, machined, torque	\$1,600.00
2	148994	Collar, torque resistant	\$485.00
3	138147	Load cell assembly, torque	\$3,325.00
4	109955	Screw, socket head, 1/4-20 x 3/4, stainless steel	\$1.00
5	148995	Lug, upper, torque	\$1,525.00
6	148964	Casting, mid-section, machined	\$665.00
Not Shown	143233	Latch, safety kit	\$42.00

REPLACEMENT PARTS

MSI-9600HT

Mid-section Assembly 10,000 lb



REPLACEMENT PARTS

MSI-9600HT

Mid-section Assembly 30,000 lb



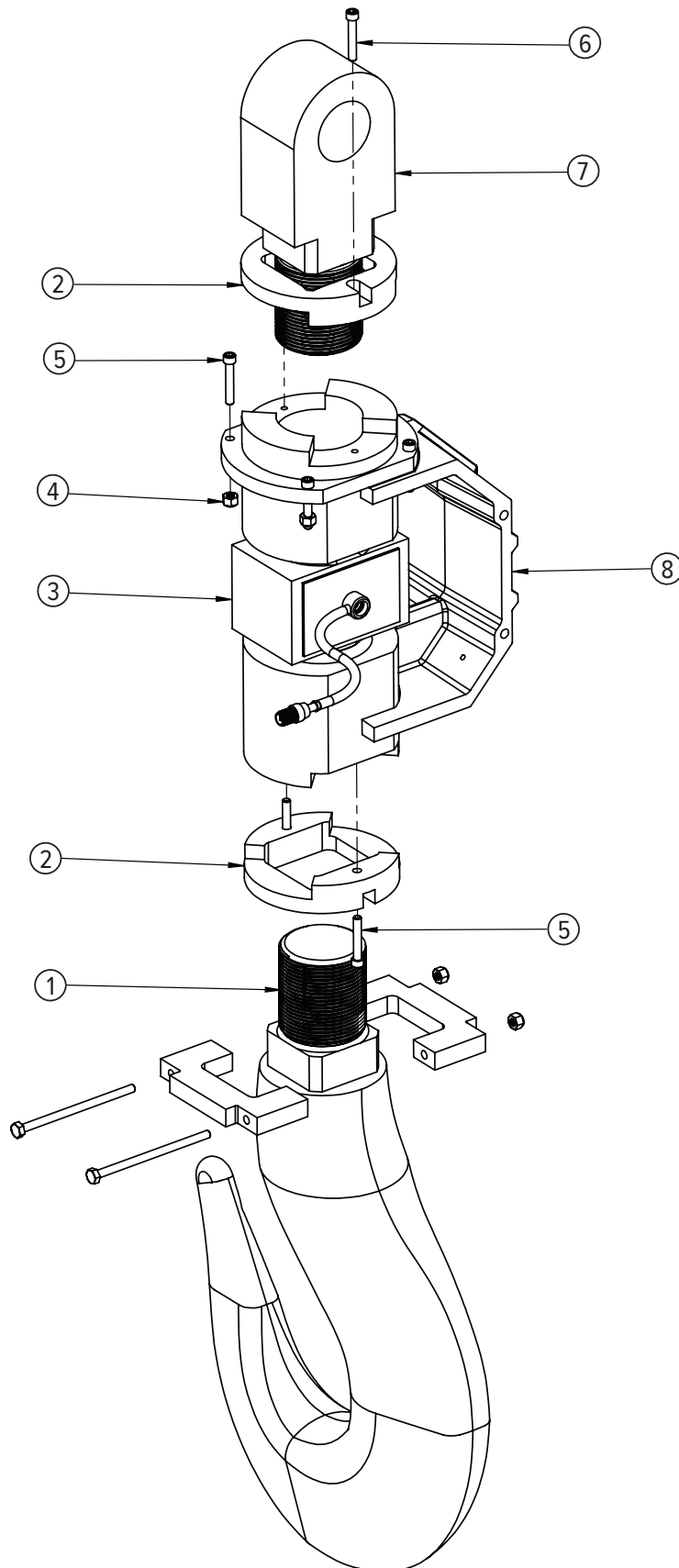
Part Number/Price

Item #	Part #	Description	Price
1	137813	Hook, machined, torque	\$2,525.00
2	148865	Collar, torque resistant	\$620.00
3	138145	Load cell assembly, torque	\$4,550.00
4	109955	Screw, socket head, 1/4-20 × 3/4, stainless steel	\$1.00
5	149037	Lug, 30 K torque resistant	\$2,000.00
6	148963	Casting, mid-section, machined	\$665.00
Not Shown	143235	Latch, safety kit	\$115.00

REPLACEMENT PARTS

MSI-9600HT

Mid-section Assembly 30,000 lb



REPLACEMENT PARTS

MSI-9600HT

Mid-section Assembly 70,000 lb



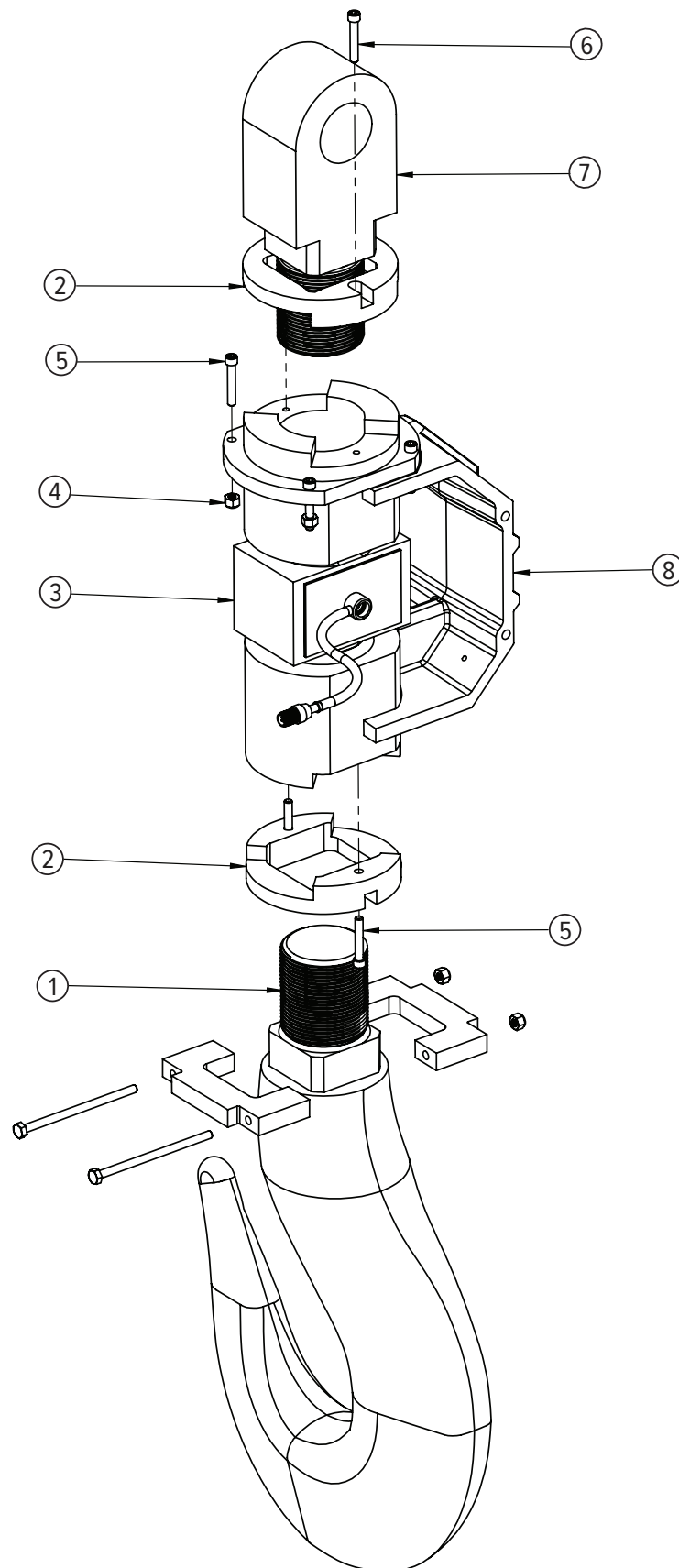
Part Number/Price

Item #	Part #	Description	Price
1	138142	Hook, machined, torque	Contact Factory
2	148960	Collar, torque resistant	\$675.00
3	138146	Load cell assembly, torque	\$4,900.00
4	146631	Nut, hex, 1/4-20 nyloc, stainless steel	\$2.10
5	117599	Screw, socket head, 1/4-20 × 1-1/2	\$1.75
6	109955	Screw, socket head, 1/4-20 × 3/4, stainless steel	\$1.00
7	149018	Lug, 70 K torque resistant	\$1,950.00
8	138149	Casting, mid-section, machined	\$735.00
Not Shown	142180	Latch, safety kit	\$210.00

REPLACEMENT PARTS

MSI-9600HT

Mid-section Assembly 70,000 lb



REPLACEMENT PARTS

MSI-9600HT

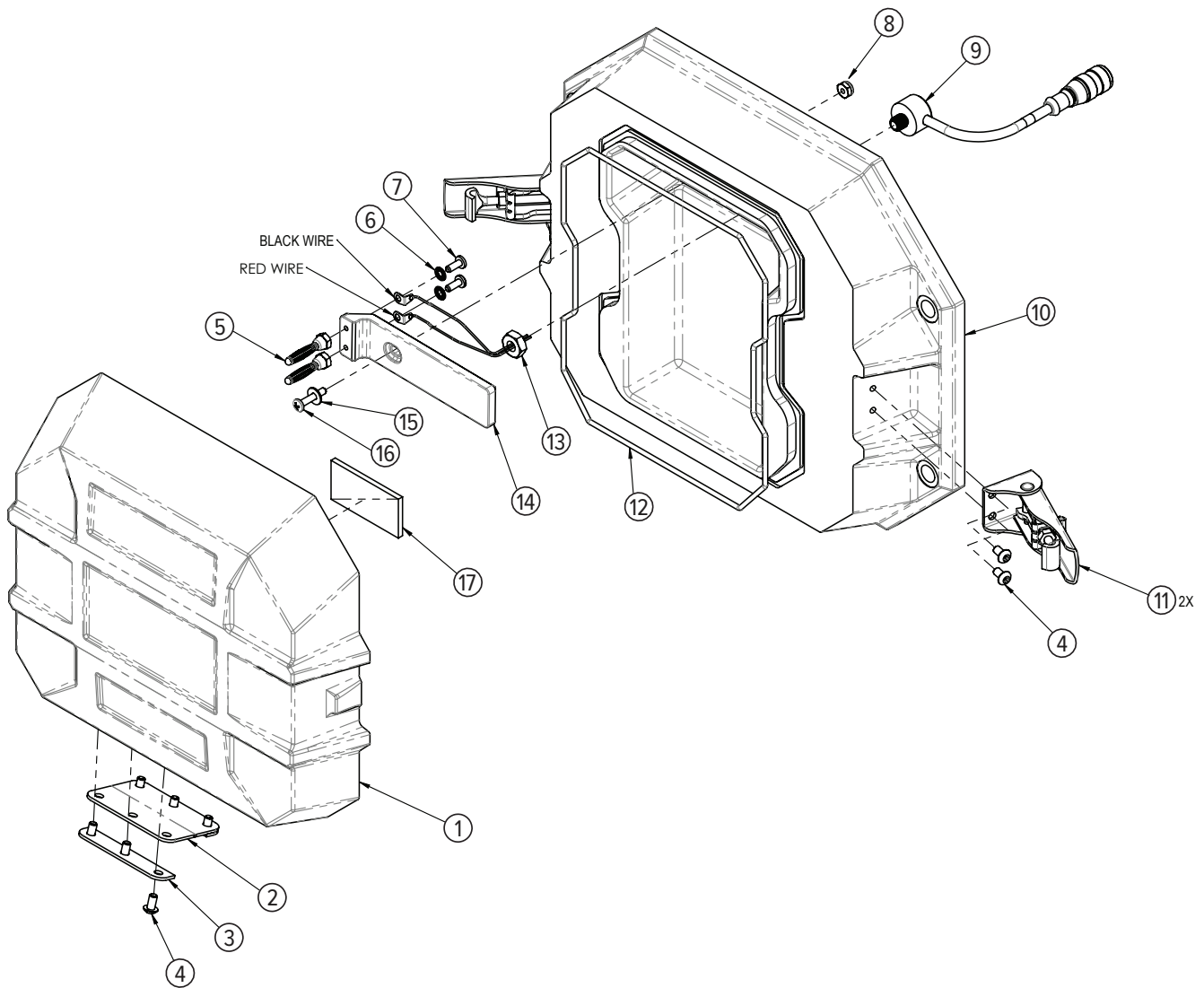
Back Assembly



Part Number/Price


Item #	Part #	Description	Price
1	193557	Casting, rear cover, 12 V, machined	\$305.00
2	149719	Fastener battery door	\$11.00
3	149718	Plate aluminum battery	\$14.00
4	213050	Screw, button head 8-32 x 5/16 stainless steel (T15) torx drive	\$2.00
5	147825	Plug banana jack	\$12.00
6	81280	Washer, lock no 6 type A	\$1.00
7	146603	Screw, pan head 6-32 x 3/8 Phillips stainless steel	\$1.00
8	146627	Nut, hex 6-32 nyloc stainless steel	\$1.00
9	214737	Cable assembly power 12 in	Consult
10	204844	Casting rear 12 V SLA machined	\$440.00
11	145934	Latch camloc	\$40.00
12	149723	O-ring assembly batter well casting	\$14.00
13	146661	Nut, hex 5/16-18 jam stainless stell	\$2.25
14	169440	Connector block 12 V battery casting intrinsically safe	Consult
15	55124	Washer, flat #6 cres	\$1.00
16	127036	Screw, 6-32 x 3/4 Phillips pan head 18-8 stainless steel	\$3.00
17	146640	Pad poron 2.0 x 1.0	\$3.25

REPLACEMENT PARTS



MSI-6260CS

Front Casting Assembly



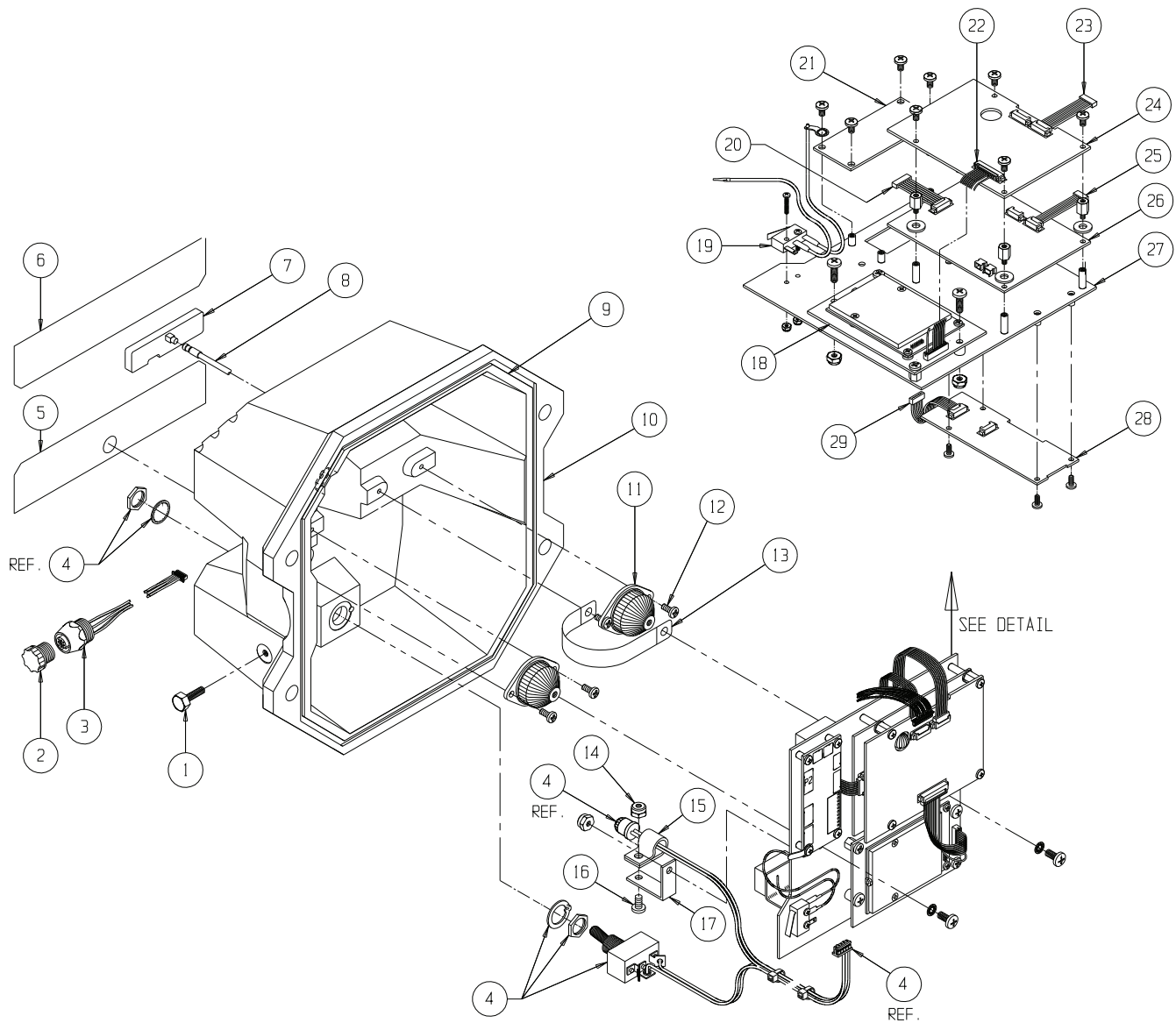
Part Number/Price

Item #	Part #	Description	Price
1	142591	Screw, seal, 8-32 x .4375 stainless steel	\$25.00
2	143352	Closure cap, connector, male	\$3.50
3	148733	Connector assembly, serial I/O interface	\$300.00
4	137819	Switch, LED assembly	\$235.00
5	148689	Label, descriptive	\$59.00
6	150094	Label, descriptive	\$26.00
7	201823	Antenna 2.4 GHz patch cable	\$40.00
8	148691	Cable assembly, RF antenna	\$170.00
9	149724	O-Ring	\$14.00
10	150421	Casting	\$455.00
11	143688	Shock mount	\$40.00
12	146602	Screw, 6-32 x 5/16 pan head, stainless steel	\$1.00
13	139844	Ground strap	\$13.00
14	146627	Nut, Hex, 8-32 nyloc, stainless steel	\$1.00
15	143075	Clamp, cable	\$2.00
16	146608	Screw, 8-32 x 7/16, pan head, stainless steel	\$1.00
17	143076	Bracket angel	\$26.00
18	138304	PCA with 2450 modem	\$675.00
19	138609	Cable assembly cal switch	\$51.00
20	148990	Cable assembly power supply to adapter	\$46.00
21	137519	PCA, connector adapter	\$235.00
22	149085	Cable assembly, micro-controller	\$73.00
23	148614	Cable assembly, A/D micro-controller	\$46.00
24	148547	PCA, micro-controller	\$605.00
25	148869	Cable assembly, A/D to power supply	\$33.00
26	148982	PCA, wide input power supply	\$455.00
27	148676	Mounting plate, electronic assembly	\$64.00
28	148548	PCA, high resolution A/D	\$400.00
29	148872	Cable assembly, A/D to adapter	\$86.00

REPLACEMENT PARTS

MSI-6260CS


Front Casting Assembly



REPLACEMENT PARTS

MSI-6260CS

Midsection Assembly (500 to 10,000 lb) (S-beam Load Cells)



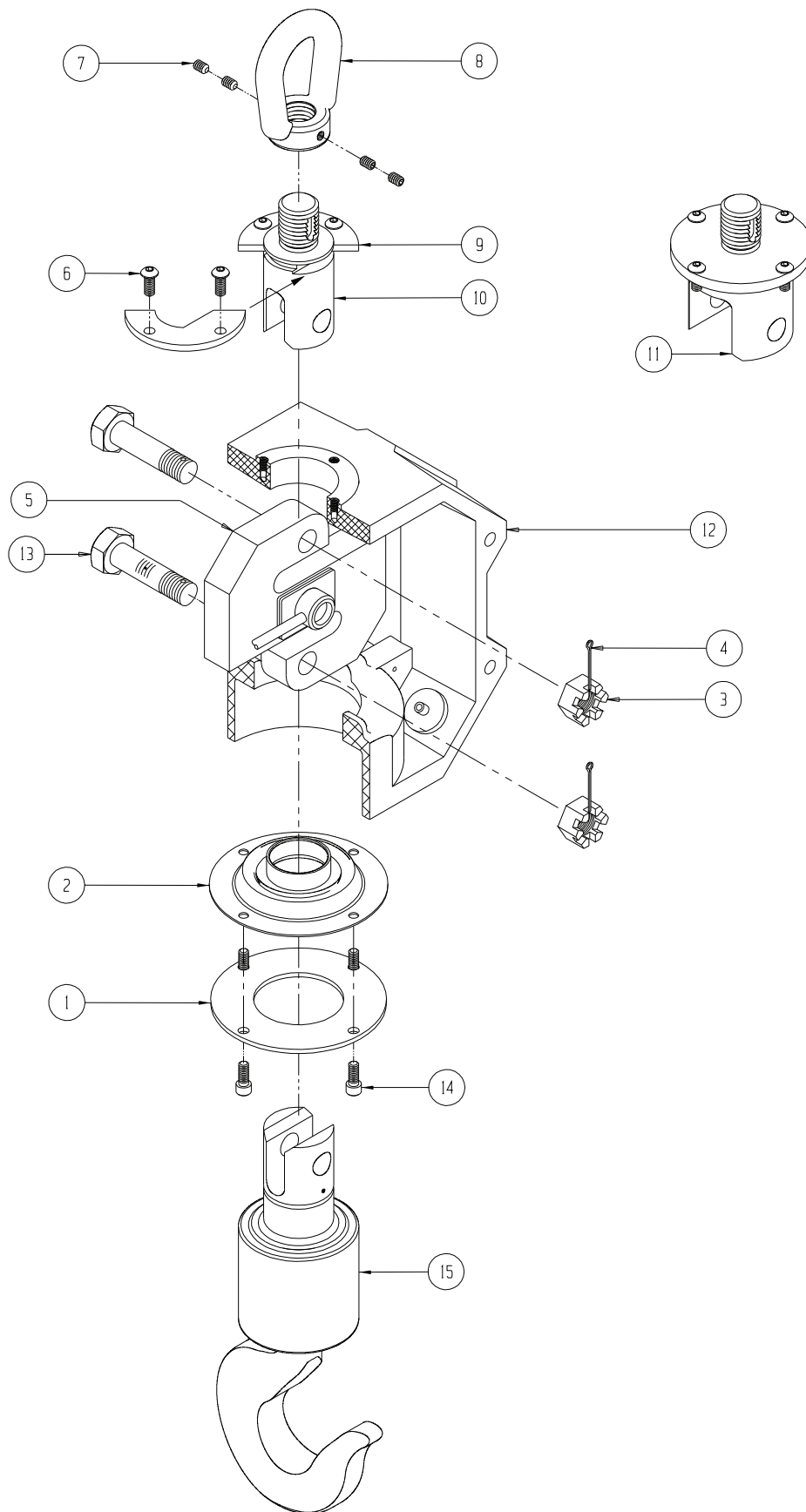
Part Number/Price

Item #	Part #	Description	Price
1	148259	Collar, 500 lb/2 K	\$49.00
1	149168	Collar, 5/10 K	\$65.00
2	149710	Seal, 500 lb/2 K	\$49.00
2	149165	Seal, 5/10 K	\$59.00
3	142832	Nut, hex	\$2.10
4	15238	Cotter pin	\$1.25
5	138665	Load cell assembly, 500 lb	\$1,270.00
5	138666	Load cell assembly, 2 K	\$1,270.00
5	138667	Load cell assembly, 5 K	\$1,650.00
5	138668	Load cell assembly, 10 K	\$1,780.00
6	72031	Screw, button head, 1/4-20 x 5/8, stainless steel	\$1.25
7	128799	Screw set, 1/4-20 x 3/8, stainless steel	\$1.00
8	139795	Eye nut, lifting, 500 lb/2 K	\$210.00
8	148225	Eye nut, lifting 5/10 K	\$280.00
9	148274	Collar, top (2 pcs.)	\$40.00
10	148271	Link, upper, 500 lb/2 K	\$255.00
11	149126	Link, upper, 5/10 K	\$455.00
12	150519	Casting, mid section, 500 lb/2 K	\$585.00
12	149175	Casting, mid section, 5/10 K	\$355.00
13	148457	Bolt, clevis, 500 lb/2 K	\$26.00
13	149217	Bolt, clevis, 5/10 K	\$34.00
Not Shown	144878	Washer, flat 5/8, must go with 5/10 K bolt (4 places)	\$2.00
14	145990	Screw, socket head, 1/4-20 x 5/8, stainless steel	\$2.10
15	135043	Hook assembly, swivel, 500 lb/2 K	\$1,700.00
	143236	Latch, safety (fits 500787-0001 hook with hole)	\$26.00
15	134523	Hook assembly, swivel, 5/10 K	\$1,380.00
	143233	Latch, safety (fits 500297-0001 hook with hole)	\$42.00

REPLACEMENT PARTS

MSI-6260CS

Midsection Assembly (500 to 10,000 lb) (S-beam Load Cells)



REPLACEMENT PARTS

MSI-6260CS

Midsection Assembly (20 & 30,000 lb)



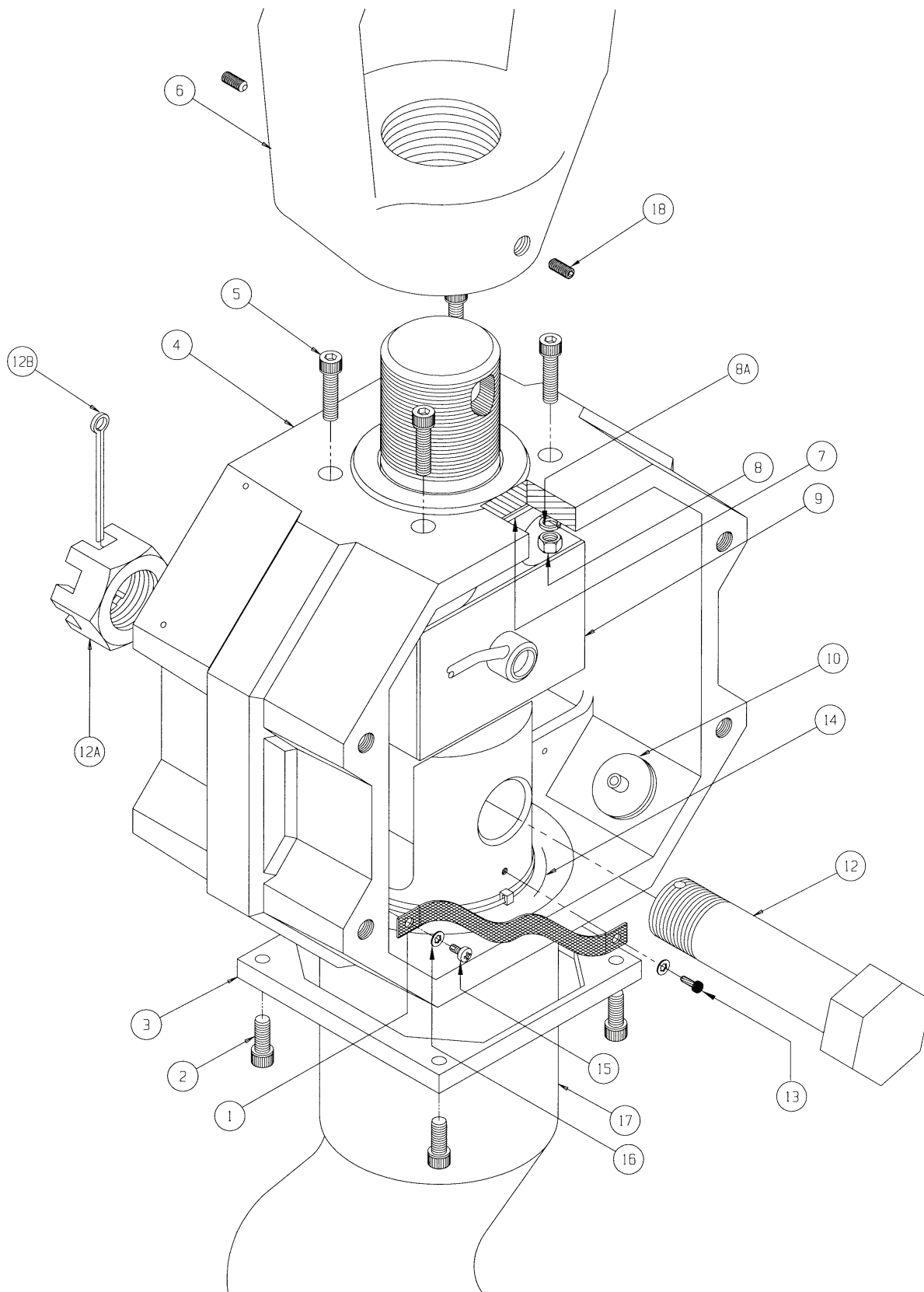
Part Number/Price

Item #	Part #	Description	Price
1	139843	Ground strap	\$14.00
2	145990	Screw, socket head, 1/4-20 x 5/8, stainless steel	\$2.10
3	149958	Collar, lower	\$140.00
4	150523	Casting	\$485.00
5	81405	Screw, socket head, 1/4-20 x 1, stainless steel	\$1.25
6	148110	Eye, lifting	\$635.00
7	149976	Seal, upper	\$5.25
8	14642	Nut, hex, 1/4-20, stainless steel	\$1.75
8A	15148	Washer split	\$1.25
9	134566	Load cell assembly	\$2,230.00
10	146322	Filter	\$9.50
12	148458	Bolt	\$86.00
12A	142833	Nut	\$11.50
12B	142186	Cotter pin	\$2.10
13	142110	Screw, drive, #6 x .25, stainless steel	\$1.25
14	149957	Seal, lower	\$86.00
15	146102	Screw, pan head, 6-32 x 1/4, Phillips, stainless steel	\$1.00
16	81280	Washer, internal tooth, #6, stainless steel	\$1.00
17	134938	Hook assembly, swivel 20,000 lb	\$2,790.00
	110661	Latch, safety (fits 500729-0001 hook with hole)	\$44.00
	142138	Latch, safety (fits 500729-0001 hook)	\$40.00
17	134939	Hook assembly, swivel 30,000 lb	\$3,620.00
	143235	Latch, safety (fits 500729-0002 hook with hole)	\$115.00
	142139	Latch, safety (fits 500729-0002 hook)	\$105.00
18	146081	Screw set, 3/8-24 x 3/4, stainless steel	\$2.10

REPLACEMENT PARTS

MSI-6260CS


Midsection Assembly (20 & 30,000 lb)



REPLACEMENT PARTS

MSI-6260CS

Midsection Assembly (50 & 70,000 lb)



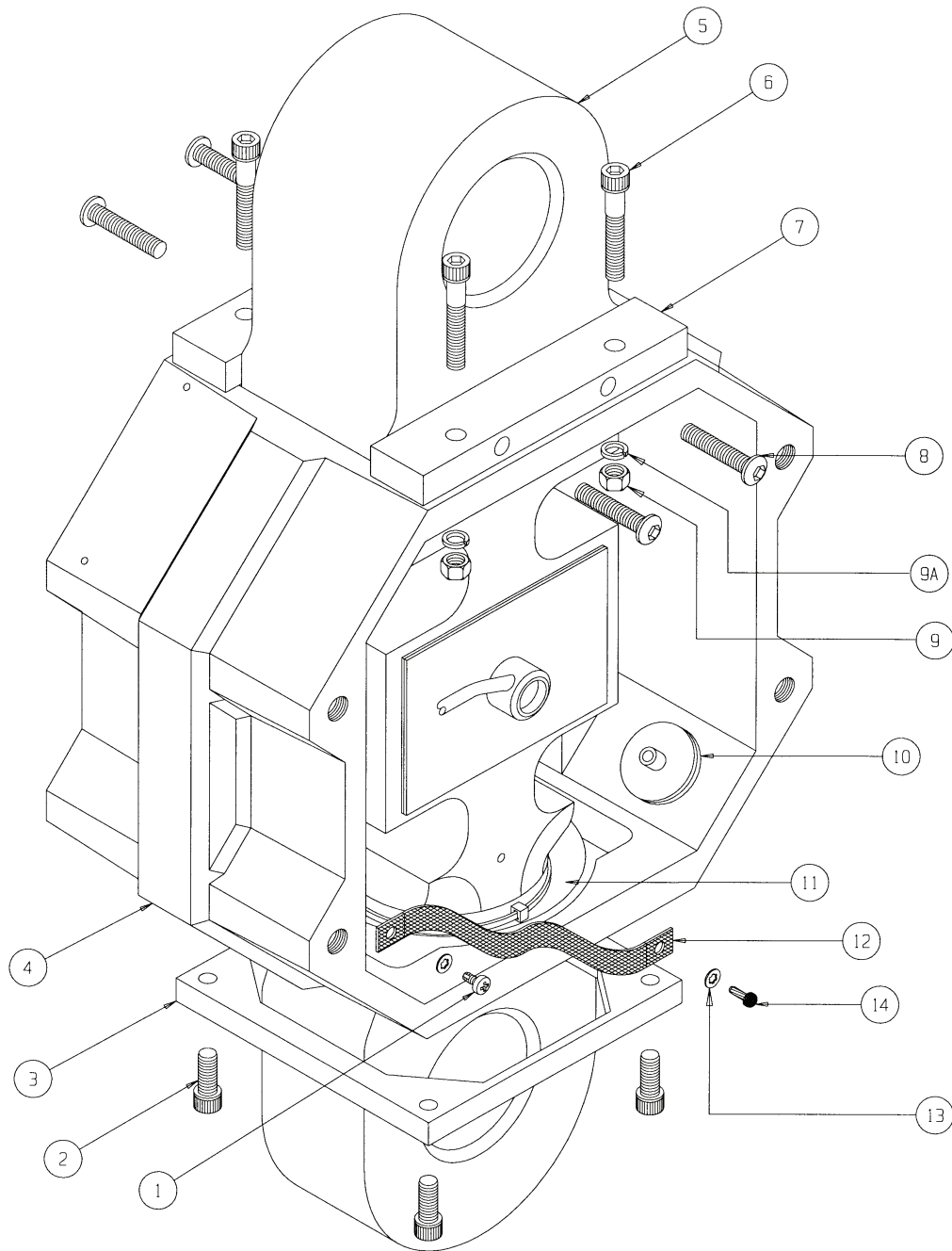
Part Number/Price

Item #	Part #	Description	Price
1	146102	Screw, pan head, 6-32 × 1/4, Phillips, stainless steel	\$1.00
2	145990	Screw, socket head, 1/4-20 × 5/8, stainless steel	\$2.10
3	149958	Collar	\$140.00
4	150525	Casting	\$515.00
5	134716	Load cell assembly	\$4,230.00
6	117599	Bolt, socket head, 1/4-20 × 1-1/2, stainless steel	\$1.75
7	148213	Collar	\$97.00
7	149964	Collar (pre 1992 only)	\$455.00
8	145982	Screw, button head, 1/4-20 × 1, stainless steel	\$2.10
9	14642	Nut, hex, 1/4-20, stainless steel	\$1.75
9A	15148	Washer split	\$1.25
10	146322	Filter	\$9.50
11	149957	Seal	\$86.00
12	139843	Ground strap	\$14.00
13	81280	Washer, internal tooth, #6, stainless steel	\$1.00
14	142110	Screw, drive, #6 × .25, stainless steel	\$1.25
Not Shown	151356	Shackle, 25 T 50,000 lb	\$680.00
Not Shown	146335	Shackle, 40 T 70,000 lb	\$1,550.00
Not Shown	135035	Hook, swivel, 50,000 lb	\$8,390.00
	142179	Latch, safety (fits 500782-0001 hook)	\$160.00
Not Shown	135036	Hook, swivel, 70,000 lb	\$11,750.00
	142180	Latch, safety (fits 500782-0002 hook)	\$210.00

REPLACEMENT PARTS

MSI-6260CS

Midsection Assembly (50 & 70,000 lb)



REPLACEMENT PARTS

MSI-6260CS

Battery Casting Assembly



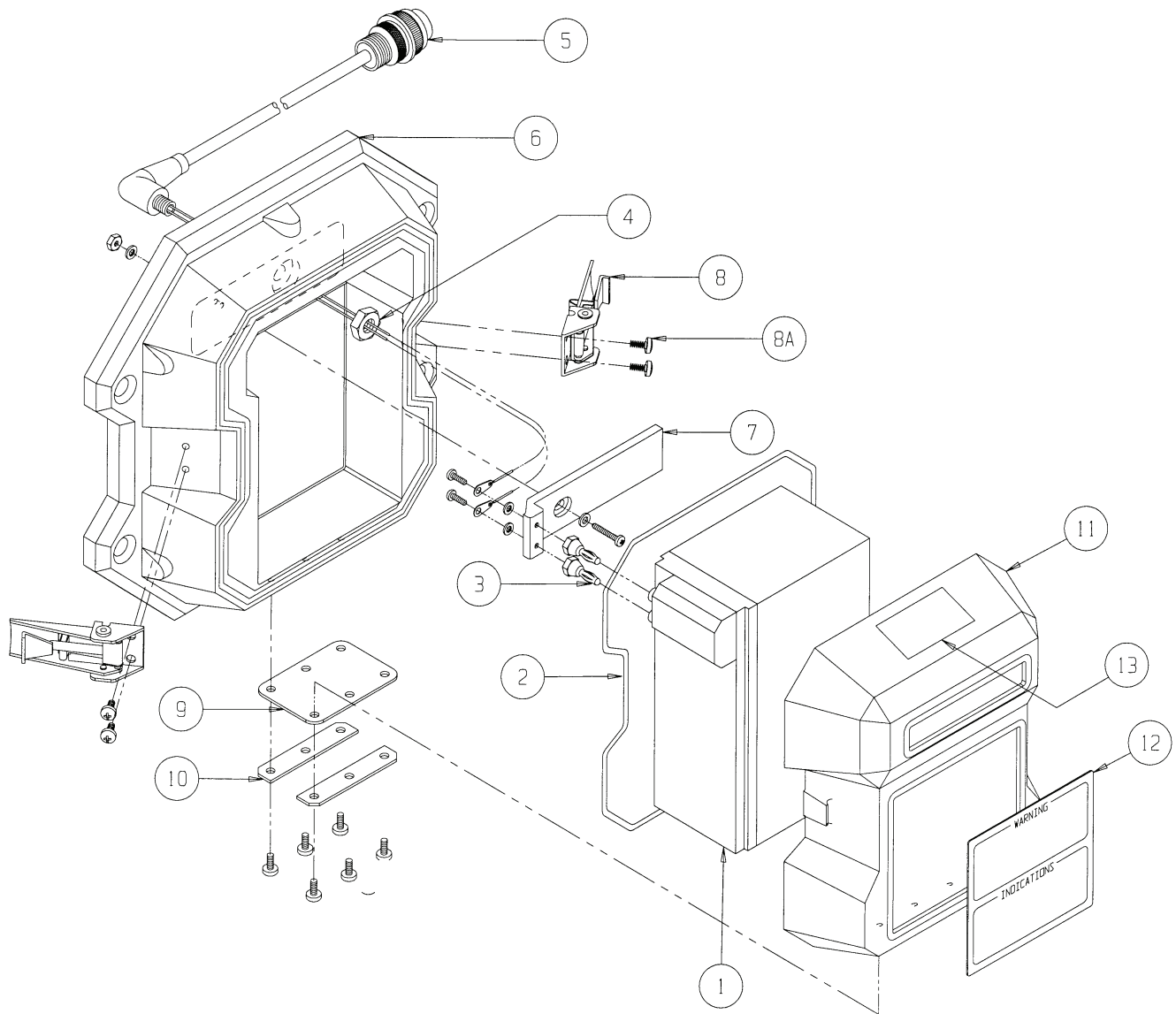
Part Number/Price

Item #	Part #	Description	Price
1	150367	Battery assembly	\$145.00
2	149723	O-Ring	\$14.00
3	147825	Plug, banana	\$12.00
4	114485	Nut, jam, 5/16-24, hex, stainless steel	\$1.00
5	133795	Cable assembly, power	\$200.00
6	150517	Casting	\$330.00
7	150073	Connector, battery	\$26.00
8A	146107	Screw	\$2.10
8	145934	Latch	\$40.00
9	149719	Hinge, rubber	\$11.00
10	149718	Plate, hinge	\$14.00
11	150516	Casting	\$97.00
12	137353	Label, RF battery warning, 2450 modem	\$20.00
12	137352	Label, RF battery warning, 2400 modem	\$19.00
13	137351	Label, FCC	\$20.00
14	145990	Screw socket head 1/4-20 x 5/8 stainless steel	\$2.10
Complete Battery Casting Assembly			
-	141254	Battery casting assembly	\$865.00
-	141100	Battery casting assembly, 115 or 230 VAC, 50/60 Hz	\$1,675.00

REPLACEMENT PARTS

MSI-6260CS


Battery Casting Assembly



REPLACEMENT PARTS

MSI-6260CS

Universal Battery Charger Assembly



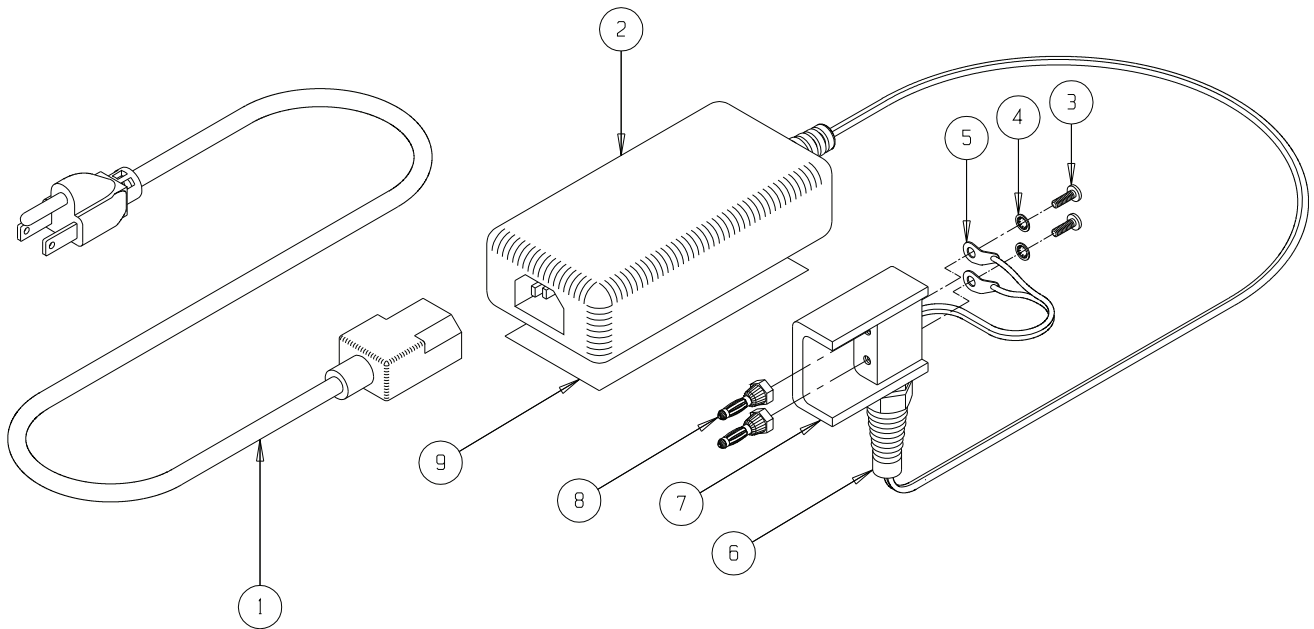
Part Number/Price

Item #	Part #	Description	Price
1	143974	Power cord, North America	\$34.00
1	143981	Power cord, United Kingdom (not shown)	\$76.00
1	143979	Power cord, European (not shown)	\$65.00
1	143980	Power cord, Australian (not shown)	\$76.00
2	144890	Universal power adapter	\$160.00
3	146603	Screw, pan head 6-32 x 3/8, Std., stainless steel	\$1.00
4	81280	Washer internal tooth #6, stainless steel	\$1.00
5	141635	Lug, solder #6, copper	\$2.00
6	144936	Feed through	\$6.75
7	149434	Housing battery plug	\$48.00
8	147825	Plug, banana	\$12.00
9	139369	Label, descriptive 12 V	\$14.00
-	138006	Universal battery charger 115/230 VAC, 50/60 Hz (North American plug configuration is standard; contact factory if alternate is required)	\$345.00

REPLACEMENT PARTS

MSI-6260CS

Universal Battery Charger Assembly



REPLACEMENT PARTS

MSI-6360

Front Casting Assembly



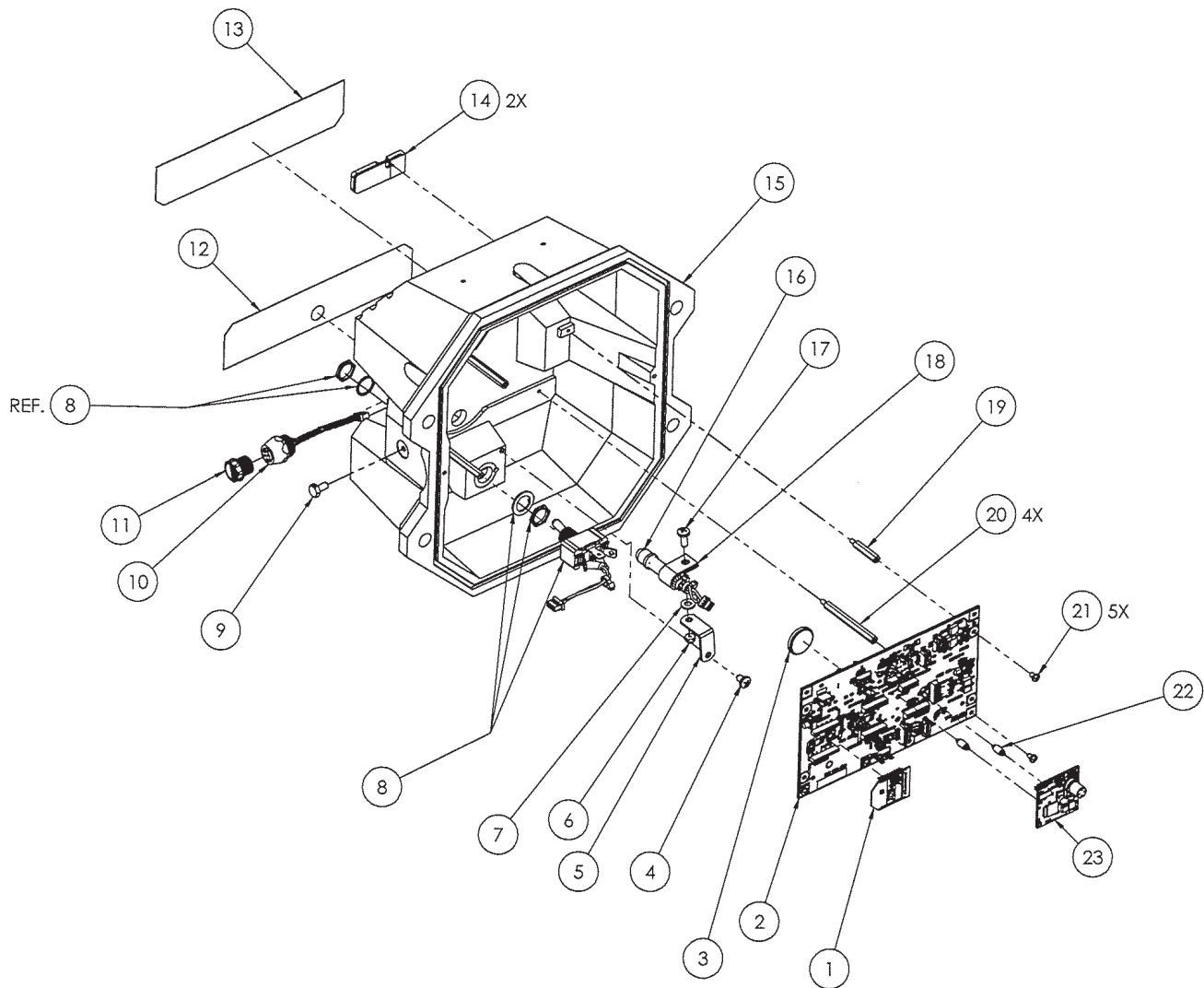
Part Number/Price

Item #	Part #	Description	Price
1	144773	Radio module Xbee-pro	\$145.00
2	212607	PCA 6360 no display	Consult
3	71408	Battery, lithium CR2032	\$6.00
4	146606	Screw pan head 8-32 x 1/4 stainless steel	\$0.75
5	215863	Bracket angle steel #8	\$25.00
6	146629	Nut, hex 8 to 32 nyloc stainless steel	\$0.50
7	146531	Washer flat #8 stainless steel	\$1.25
8	215842	Cable assembly, toggle switch	\$135.00
9	142591	Screw seal dr hh 8 to 32	\$25.00
10	139449	Cable assembly, comm serial	\$56.00
11	143352	Conn closure cap IP68	\$3.50
12	215973	LED/capacity label 6360	\$65.00
13	215948	Label descriptive 6360	\$40.00
14	201823	Antenna 2.4 GHz patch cable	\$40.00
15	215840	Front casting machined	\$345.00
16	215912	Cable assembly, red/green LED	\$202.00
17	146608	Screw pan head 8-32 x 7/16 Phillips	\$1.00
18	143075	Cable clamp .375 diameter	\$2.00
19	215938	Standoff 3/16 hex x 0.875	Consult
20	215935	Standoff 3/16 hex x 2.00	\$7.00
21	146593	Screw pan head 4-40 x 3/16 Phillips	\$1.25
22	144929	Spacer miniature dual	\$7.00
23	153429	PCS ScaleCore3 1-channel	\$295.00

REPLACEMENT PARTS

MSI-6360

Front Casting Assembly



REPLACEMENT PARTS

MSI-6360

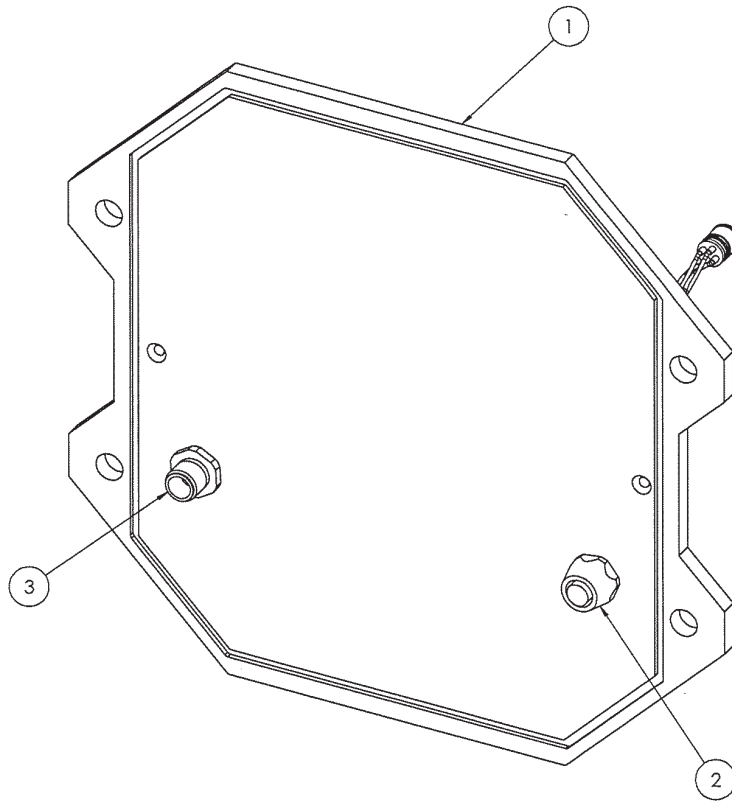
Bulkhead Assembly



Part Number/Price

Item #	Part #	Description	Price
1	215839	Front bulkhead	\$155.00
2	139471	Cable assembly, bulkhead load	\$66.00
3	139472	Cable assembly, bulkhead	\$49.00

REPLACEMENT PARTS



MSI-6360

Midsection Assembly (500 to 10,000 lb)



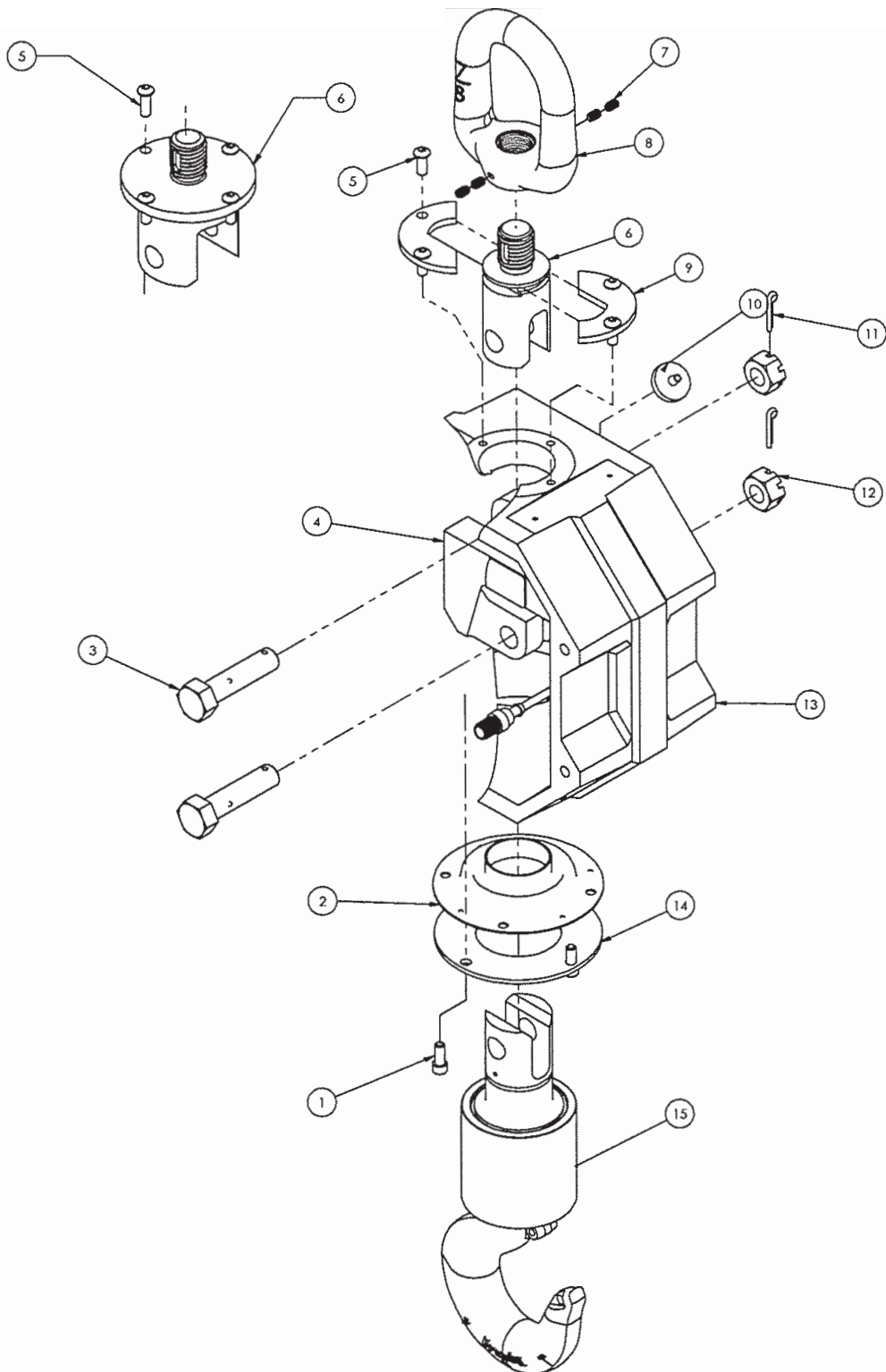
Part Number/Price

Item #	Part #	Description	Price
1	145990	Screw socket head 1/4-20 × 5/8 stainless steel	\$2.10
2	149710	Seal link lower (500 lb to 2K)	\$49.00
2	149165	Seal link lower (5 to 10 K)	\$59.00
3	148457	Bolt clevis hex head 5/8 × 1.75 (500 lb to 2 K)	\$26.00
3	149217	Bolt clevis hex head 5/8 × 1.75 (5 to 10 K)	\$34.00
4	138661	Load cell assembly (500 lb)	\$1,270.00
4	138662	Load cell assembly (1 to 2 K)	\$1,270.00
4	138663	Load cell assembly (5 K)	\$1,650.00
4	138664	Load cell assembly (10 K)	\$1,780.00
5	72031	Screw	\$1.25
6	148271	Upper link (500 lb to 2 K)	\$255.00
6	149126	Upper link (5 to 10 K)	\$455.00
7	128799	Screw, set 1/4-20 × 3/8	\$1.00
8	139795	Eye nut #7 (500 lb to 2 K)	\$210.00
8	148225	Eye nut #7 (5 to 10 K)	\$280.00
9	148274	Collar top half (500 lb to 2 K)	\$40.00
10	146322	Filter millipore	\$9.50
11	15238	Cotter pin	\$1.25
12	142832	Nut hex slotted 5/8-11	\$2.10
13	150519	Casting (500 lb to 2 K)	\$585.00
13	149175	Casting (5 to 10 K)	\$355.00
14	148259	Collar (500 lb to 2 K)	\$49.00
14	149168	Collar (5 to 10 K)	\$65.00
15	135043	Swivel hook assembly (500 lb to 2 K)	\$1,700.00
15	143236	Latch, safety (500 lb to 2 K)	\$26.00
15	134523	Swivel hook assembly (5 to 10 K)	\$1,380.00
15	143233	Latch, safety (5 to 10 K)	\$42.00

REPLACEMENT PARTS

MSI-6360

Midsection Assembly (500 to 10,000 lb)



REPLACEMENT PARTS

MSI-6360

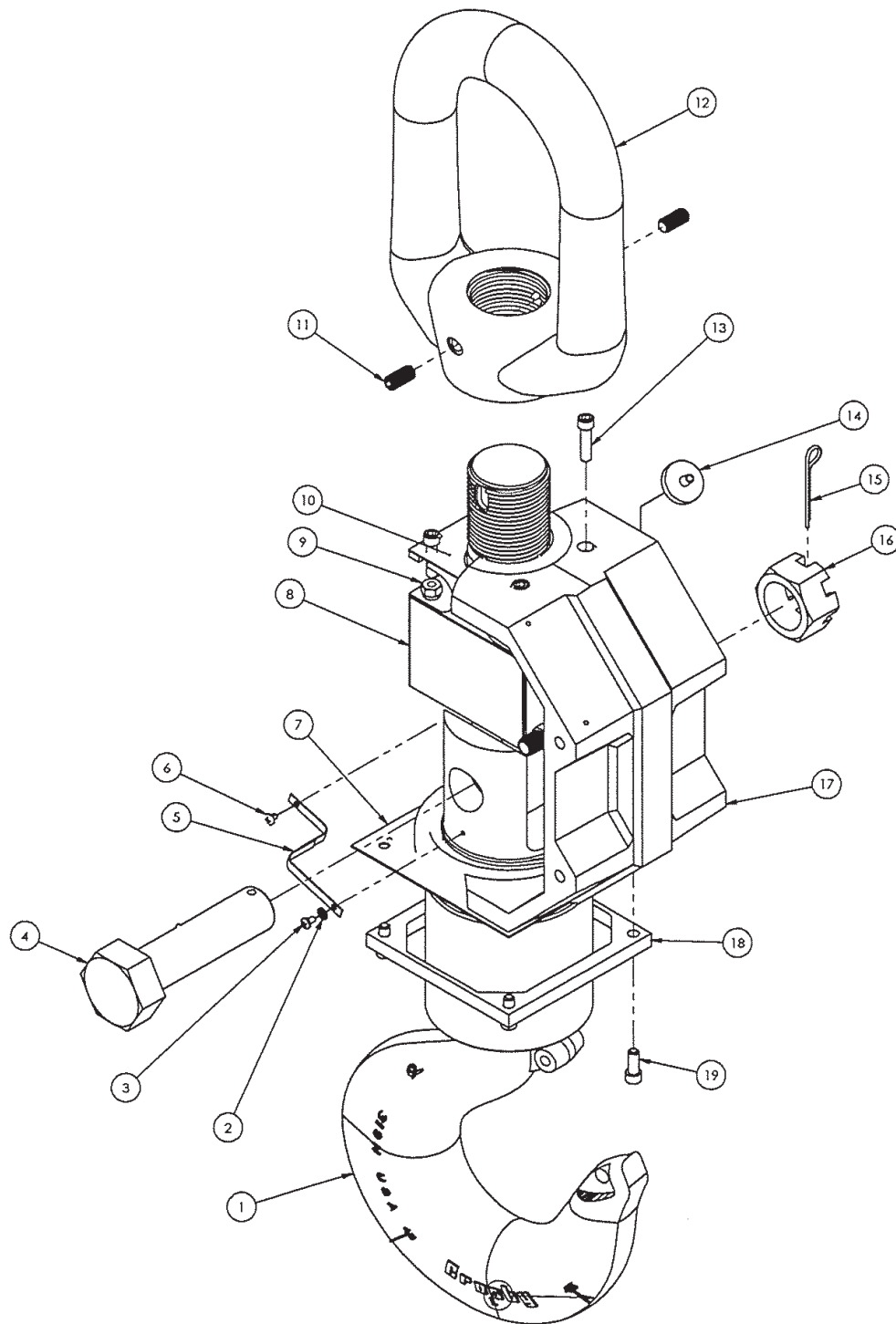
Midsection Assembly (20 & 30,000 lb)



Part Number/Price

Item #	Part #	Description	Price
1	134938	Swivel hook assembly (20 K)	\$2,790.00
1	134939	Swivel hook assembly (30 K)	\$3,620.00
1	110661	Latch assembly (20 K)	\$44.00
1	143235	Latch assembly (30 K)	\$115.00
2	81280	Washer, lock no 6 type A	\$1.00
3	146601	Screw pan head 6-32 × 1/4 Phillips	\$1.00
4	148458	Bolt clevis hex head 1.125-7	\$86.00
5	139843	Ground strap cable	\$14.00
6	146101	Screw pan head 6-32 × 3/16 type	\$1.00
7	149957	Boot lower (20 to 70 K)	\$86.00
8	137763	Load cell assembly (20/30 K)	\$2,240.00
9	146631	Nut hex 1/4-20 nyloc stainless steel	\$2.10
10	149976	Gasket upper (20/30 K)	\$5.25
11	146081	Screw set 3/8-24 × 3/4	\$2.10
12	148110	Eye nut (20/30 K) galvanized	\$635.00
13	81405	Screw, socket head 1/4-20	\$1.25
14	146322	Filter millipore	\$9.50
15	142186	Cotter pin 3/16 × 2 stainless steel	\$2.10
16	142833	Nut hex slotted 1.125 - 7	\$11.50
17	150523	Mid-section machined	\$485.00
18	149958	Collar bottom (20 to 50 K)	\$140.00
19	145990	Screw socket head 1/4-20 x 5/8 stainless steel	\$2.10

REPLACEMENT PARTS



MSI-6360

Midsection Assembly (50 & 70,000 lb)



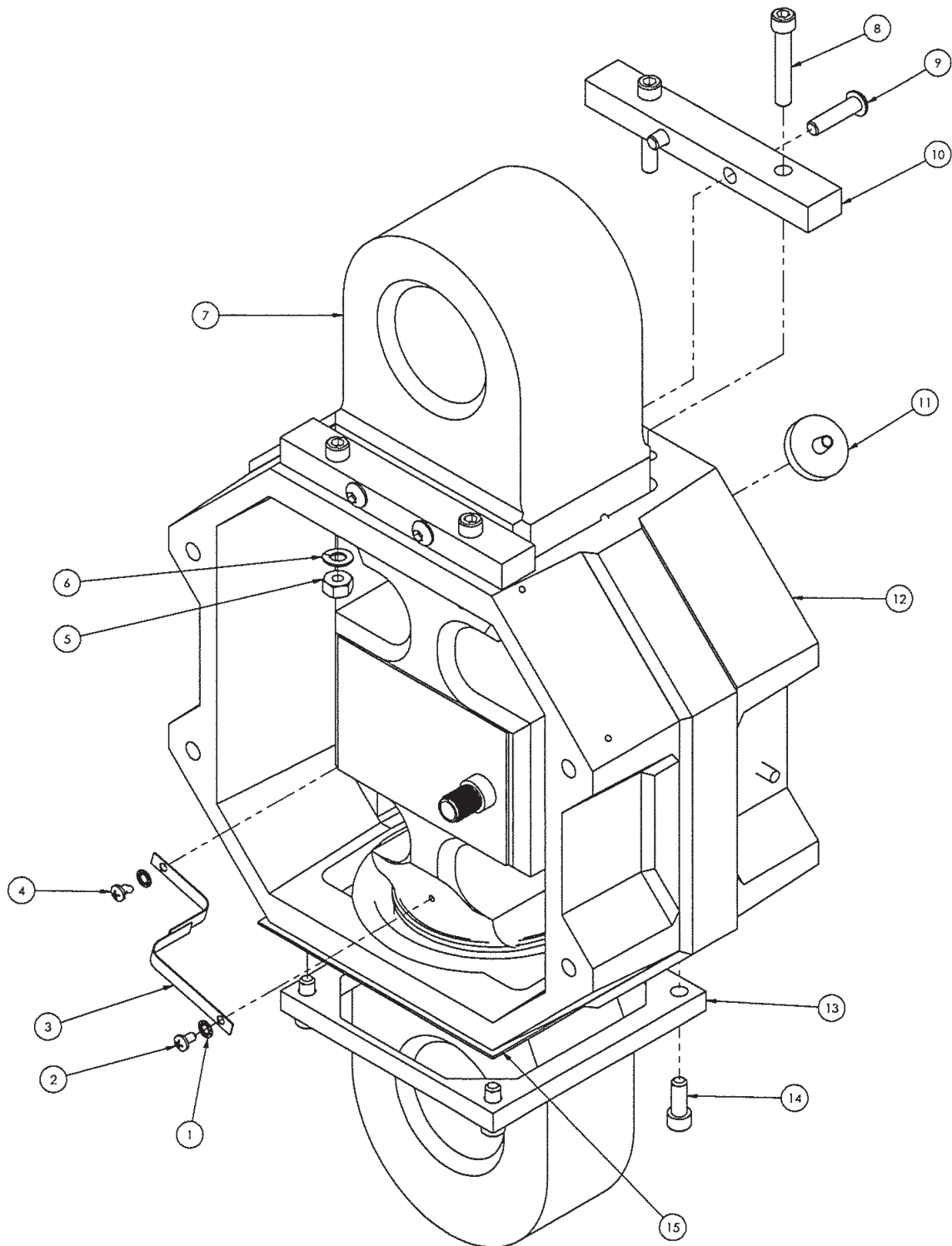
Part Number/Price

Item #	Part #	Description	Price
1	81280	Washer, lock no 6 type A	\$1.00
2	146601	Screw pan head 6-32 × 1/4 Phillips	\$1.00
3	139843	Ground strap cable	\$14.00
4	146101	Screw pan head 6-32 × 3/16 type	\$1.00
5	14642	Nut, 1/4-20NC hex stainless steel	\$1.75
6	15148	Washer, lock 1/4 regular	\$1.25
7	137764	Load cell assembly 50/70 K	\$5,330.00
8	117599	Screw, cap 1/4-20NC × 1-1/2	\$1.75
9	145982	Screw button head 1/4-20 × 1 stainless steel	\$2.10
10	148213	Collar top 50/100 K	\$97.00
11	146322	Filter millipore	\$9.50
12	150525	Mid-section machined	\$515.00
13	149958	Collar bottom 20-50 K	\$140.00
14	145990	Screw slotted head 1/4-20 × 5/8 stainless steel	\$2.10
15	149957	Boot lower 20-70 K	\$86.00
	135035	50 K hook, swivel	\$8,390.00
	142179	50 K latch	\$160.00
	135036	70 K hook	\$11,750.00
	142180	70 K latch	\$210.00
	151356	50 K shackle 25 ton	Consult
	146335	70 K shackle 40 ton	Consult

REPLACEMENT PARTS

MSI-6360

Midsection Assembly (50 & 70,000 lb)



REPLACEMENT PARTS

MSI-6360

Rear Battery Casting Assembly



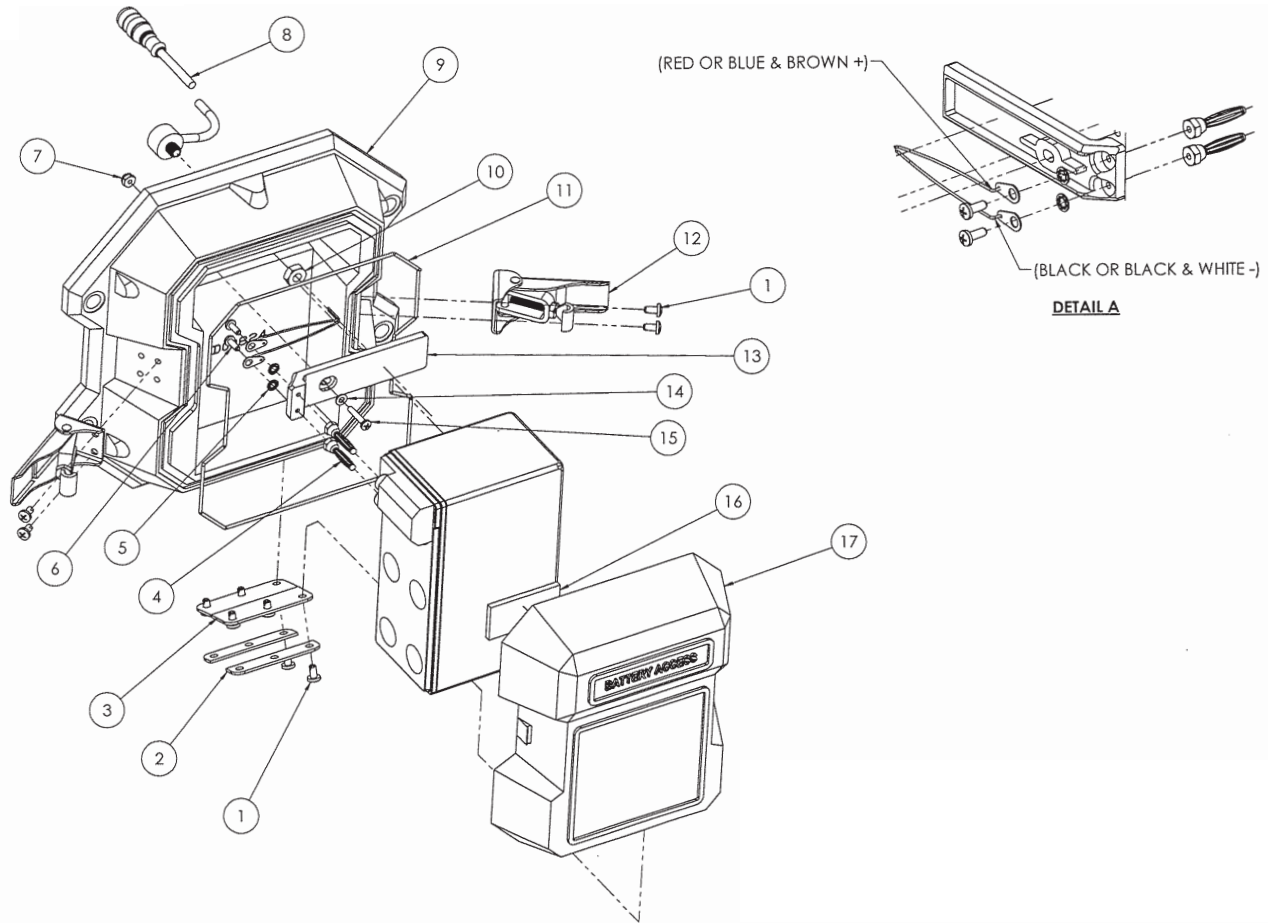
Part Number/Price

Item #	Part #	Description	Price
1	146108	Screw pan head 8-32 × 3/8 type	\$2.00
2	149718	Plate aluminum battery	\$14.00
3	149719	Fastener battery door	\$11.00
4	147825	Plug banana jack	\$12.00
5	81280	Washer, lock no 6 type A	\$1.00
6	146603	Screw pan head 6-32 × 3/8 Phillips	\$1.00
7	146627	Nut hex 6-32 nyloc stainless steel	\$1.00
8	133798	Cable assembly, power	\$150.00
9	150517	Battery well machined	\$330.00
10	146661	Nut hex 5/16-18 jam stainless steel	\$2.25
11	149723	O-ring assembly battery	\$14.00
12	145934	Latch camloc	\$40.00
13	150073	Conn block	\$26.00
14	55124	Washer, flat #6	\$1.00
15	127036	Screw, machine 6-32 × 3/4	\$3.00
16	146640	Pad poron 2.0 × 1.0	\$3.25
17	150516	Battery door machined	\$97.00

REPLACEMENT PARTS

MSI-6360

Rear Battery Casting Assembly



REPLACEMENT PARTS

MSI-7300 Dyna-Link

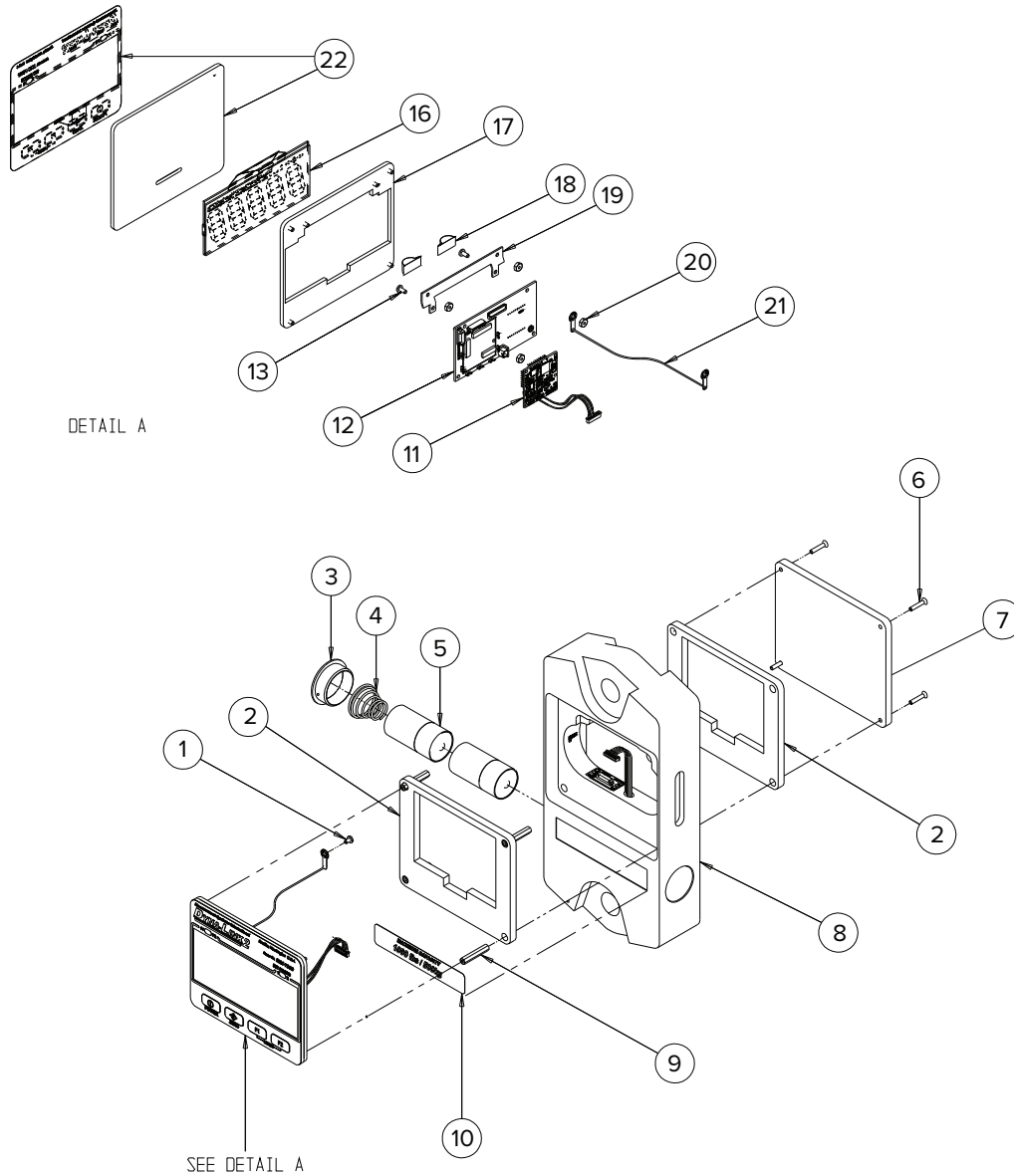
Standard Assembly



Part Number/Price

Item #	Part #	Description	Price
1	146593	Screw, pan head, 4-40 × 3/16, stainless steel	\$1.25
2	149340	Gasket, front	\$34.00
3	144709	Cap, 25, 50 and 100 K capacities	\$51.00
3	144710	Cap, 1,2,5 and 10 K capacities	\$34.00
4	144788	Spring, 25, 50 and 100 K	\$7.00
4	144769	Spring, 1, 2, 5 and 10 K	\$5.75
5	42741	Battery "D" cell alkaline	\$5.50
5	74619	Battery, "C" cell alkaline	\$3.00
6	193141	Screw, flat head, 4-40 × 1/2, Phillips, stainless steel	Consult
7	149381	Panel, back	\$63.00
8	139155	Load cell assembly, 1,000 lb	\$1,025.00
8	139156	Load cell assembly, 2,500 lb	\$1,025.00
8	139157	Load cell assembly, 5,000 lb	\$1,025.00
8	139158	Load cell assembly, 10,000 lb	\$1,225.00
8	139159	Load cell assembly, 25,000 lb	\$1,650.00
8	139160	Load cell assembly, 50,000 lb	\$2,225.00
8	139161	Load cell assembly, 100,000 lb	\$3,300.00
9	144789	Spacer, 1.062, 4-40, stainless steel	\$17.00
9	144790	Spacer, 1.312, 4-40, stainless steel	\$17.00
9	144791	Spacer, 1.812, 4-40, stainless steel	\$17.00
9	144792	Spacer, 2.562, 4-40, stainless steel	\$17.00
9	144758	Spacer, 2.00, 4-40, stainless steel	\$17.00
10	148022	Label, capacity, 1,000 lb	\$20.00
10	148029	Label, capacity, 2,500 lb	\$19.00
10	148024	Label, capacity, 5,000 lb	\$20.00
10	148025	Label, capacity, 10,000 lb	\$20.00
10	148026	Label, capacity, 25,000 lb	\$20.00
10	148027	Label, capacity, 50,000 lb	\$20.00
10	134160	Label, capacity, 100,000 lb	Consult
11	153431	PCA, Scalecore assembly	\$295.00
12	149290	PCA, display assembly	\$170.00
13	144536	Screw, pan head, 4-40 × 1/4, Phillips, stainless steel	\$1.00
16	149295	LCD	\$40.00
17	149338	Bezel, assembly	\$81.00
18	144991	Gasket	\$2.25
19	149460	Bracket, LCD	\$28.00
20	146542	Nut, hex 4-40, stainless steel	\$2.00
21	139407	Ground wire	\$5.75
22	225162	Panel, front, label	\$136.00

REPLACEMENT PARTS



Dyna-Clamp

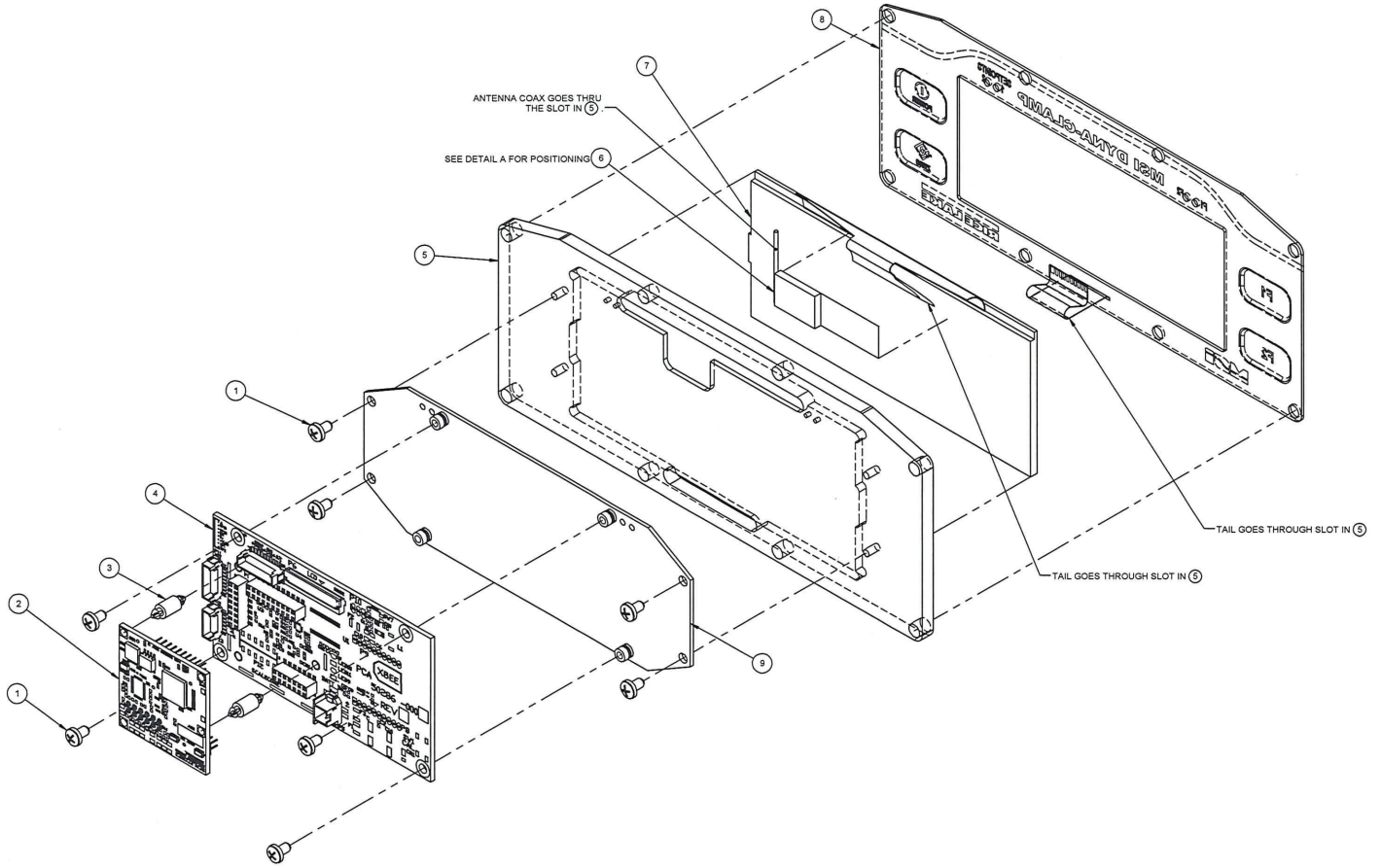
Display Assembly



Part Number/Price

Item #	Part #	Description	Price
1	142233	Screw, pan head, locking, 4-40 × 3/16, Phillips, stainless steel	\$2.50
2	153431	PCA scalecore 3 4-channel with board to board header (not field installable)	\$295.00
3	144929	Spacer miniature dual locking 6 mm long	\$7.00
4	151918	PCA 6-digit LCD 7300	\$680.00
5	189582	Front plate LCD mount	\$235.00
6	197204	Antenna, 2.4 GHz, 2dBi with u.fl cable, 100 mm	\$15.00
7	186658	LCD module dual line 4.5 × 2.0 in (6 primary display digits) line tension check lcd display	\$36.00
8	191640	Overlay with dome switches	\$155.00
9	191813	Mounting plate electronics	\$46.00

REPLACEMENT PARTS



Dyna-Clamp

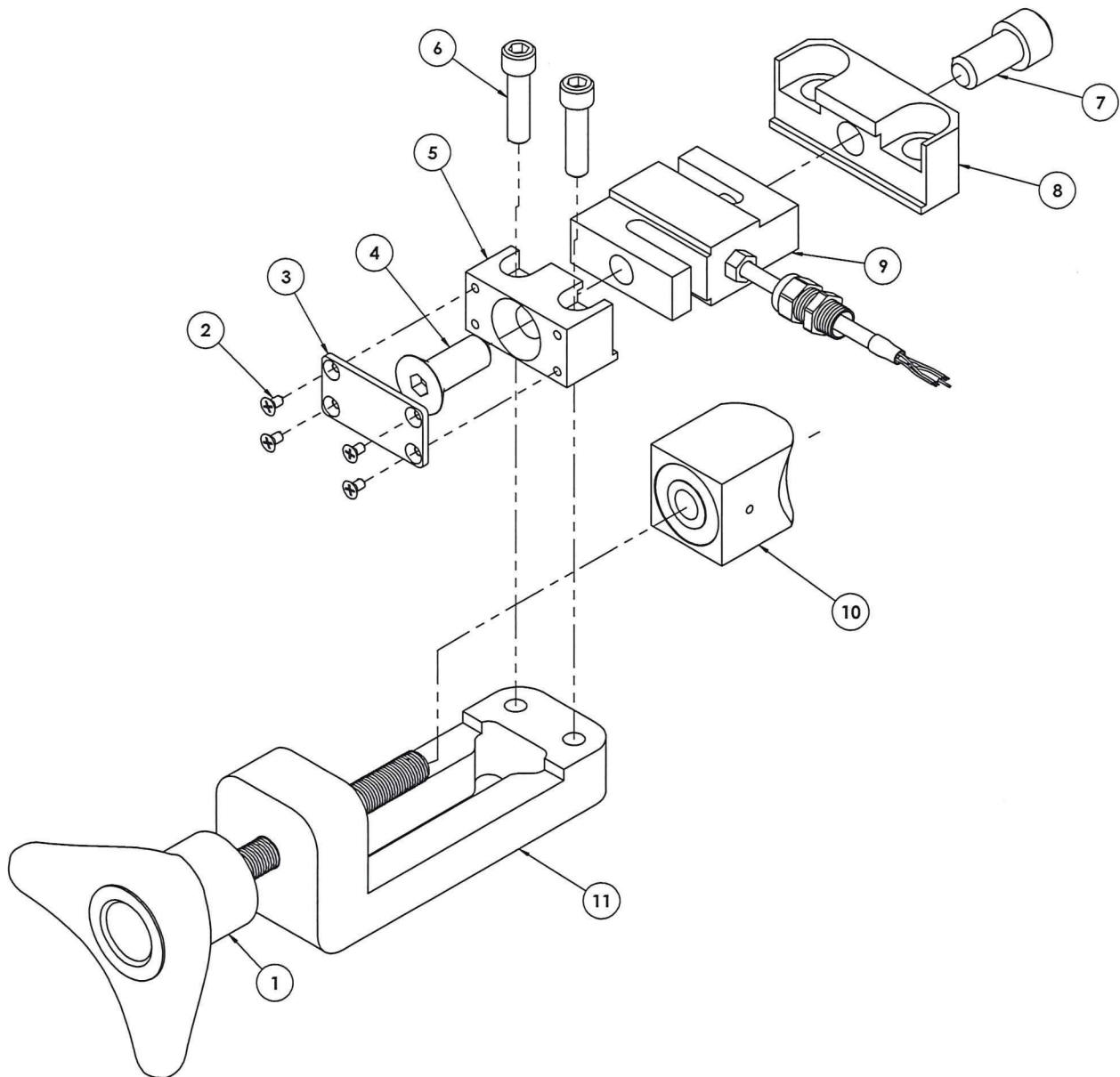
Rod Assembly



Part Number/Price

Item #	Part #	Description	Price
1	196441	Handle and drive rod assembly	\$370.00
2	146560	Screw flat head 6-32 × 1/4 Phillips stainless steel	\$1.25
3	192405	Striker plate	\$40.00
4	192718	Screw cap flat head 82 deg 1/2-20 unf × 1.25 lg hex drive alloy steel black oxide	\$3.00
5	191072	Lower load cell mount	\$190.00
6	192747	Screw socket head 5/16-18 uc × 1.25 lg alloy steel black oxide cap screw	\$2.00
7	192746	Screw socket head 1/2-20 unf × 1.00 lg alloy steel black oxide cap screw	\$5.00
8	191071	Upper load cell mount	\$205.00
9	192740	Load cell assembly 500 lb (not field installable)	Consult
10	193410	Drive rod end assembly	\$905.00
11	192416	Drive block	\$615.00

REPLACEMENT PARTS



Dyna-Clamp

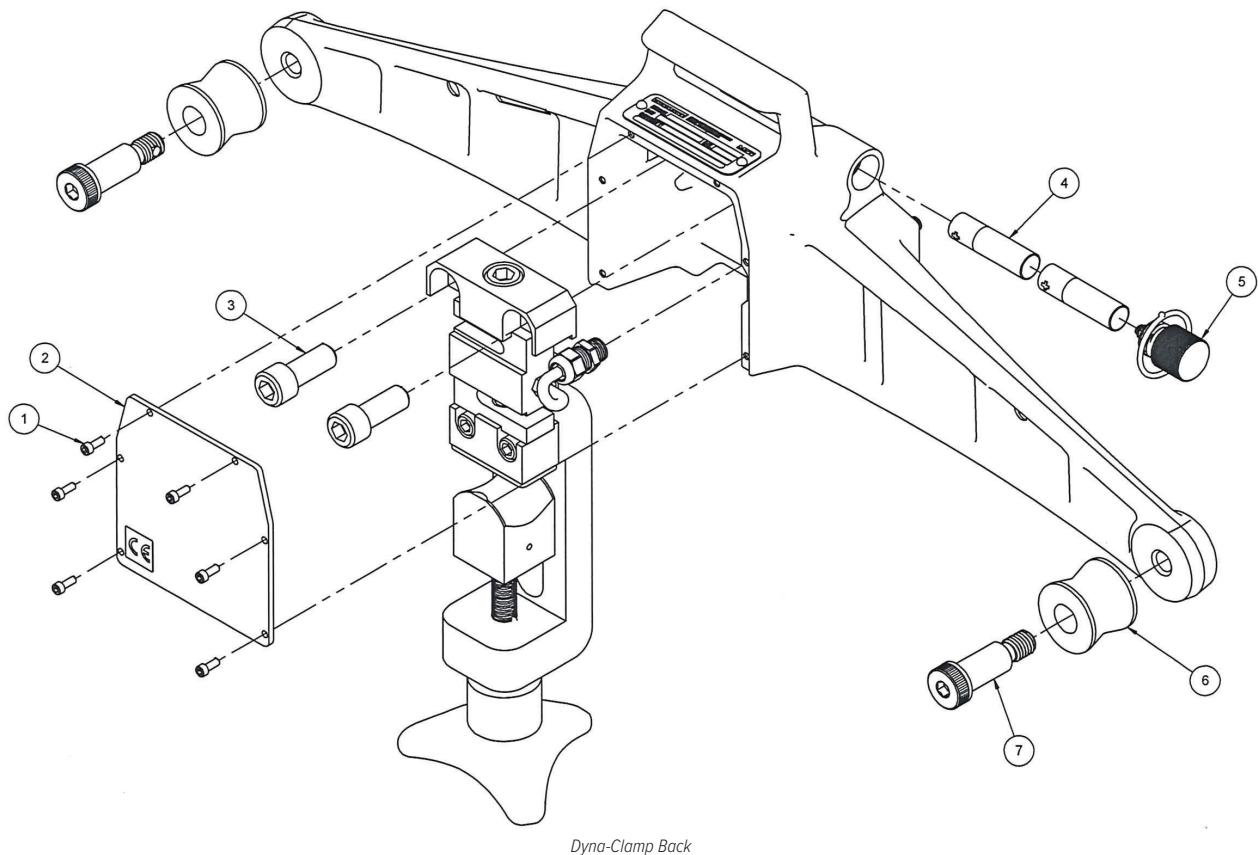
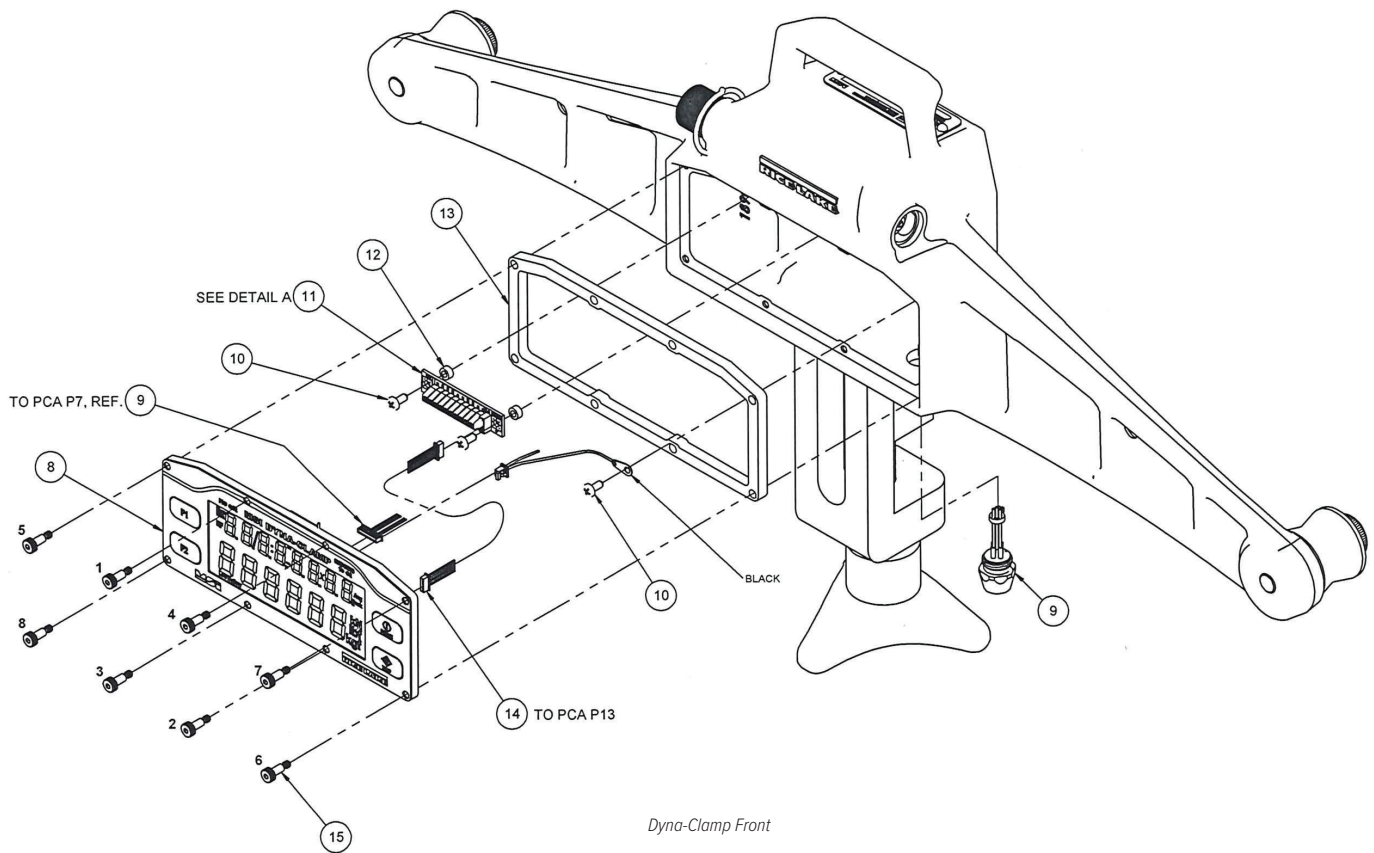
Front and Back Assembly



Part Number/Price

Item #	Part #	Description	Price
1	145988	Screw socket head 6-32 × 3/8 stainless steel	\$5.25
2	192406	Cover plate load train	\$41.00
3	146001	Screw socket head 1/2-20 × 1-1/4 pltd	\$4.50
4	16431	Battery, 1.5V AA alkaline pack of 8	\$4.00
5	191147	Battery cap assembly	\$190.00
6	191155	Cable roller	\$150.00
7	192660	Bolt shoulder 1/2-13 unc shoulder diameter 0.623-621 × 1.25 length with thread locker black oxide	\$23.00
8	189583	Electronics assembly LCD	\$1,025.00
9	192858	Cable assembly serial RS-232	\$48.00
10	142197	Screw, pan head 6-32 × 5/16 long Phillips drive stainless steel with locking patch material applied	\$2.50
11	158437	PCA terminal block 8000HD	\$51.00
12	146226	Spacer .140 in id × .125 in lg #6 clearance #4001	\$2.25
13	191038	Gasket display silicone	\$18.00
14	161622	Cable assembly int load cell term block to display board input	\$18.00
15	194530	Screw shoulder socket head 6-32 5/32 diameter × 5/16 long alloy steel black oxide	\$7.50

REPLACEMENT PARTS



MSI-8000

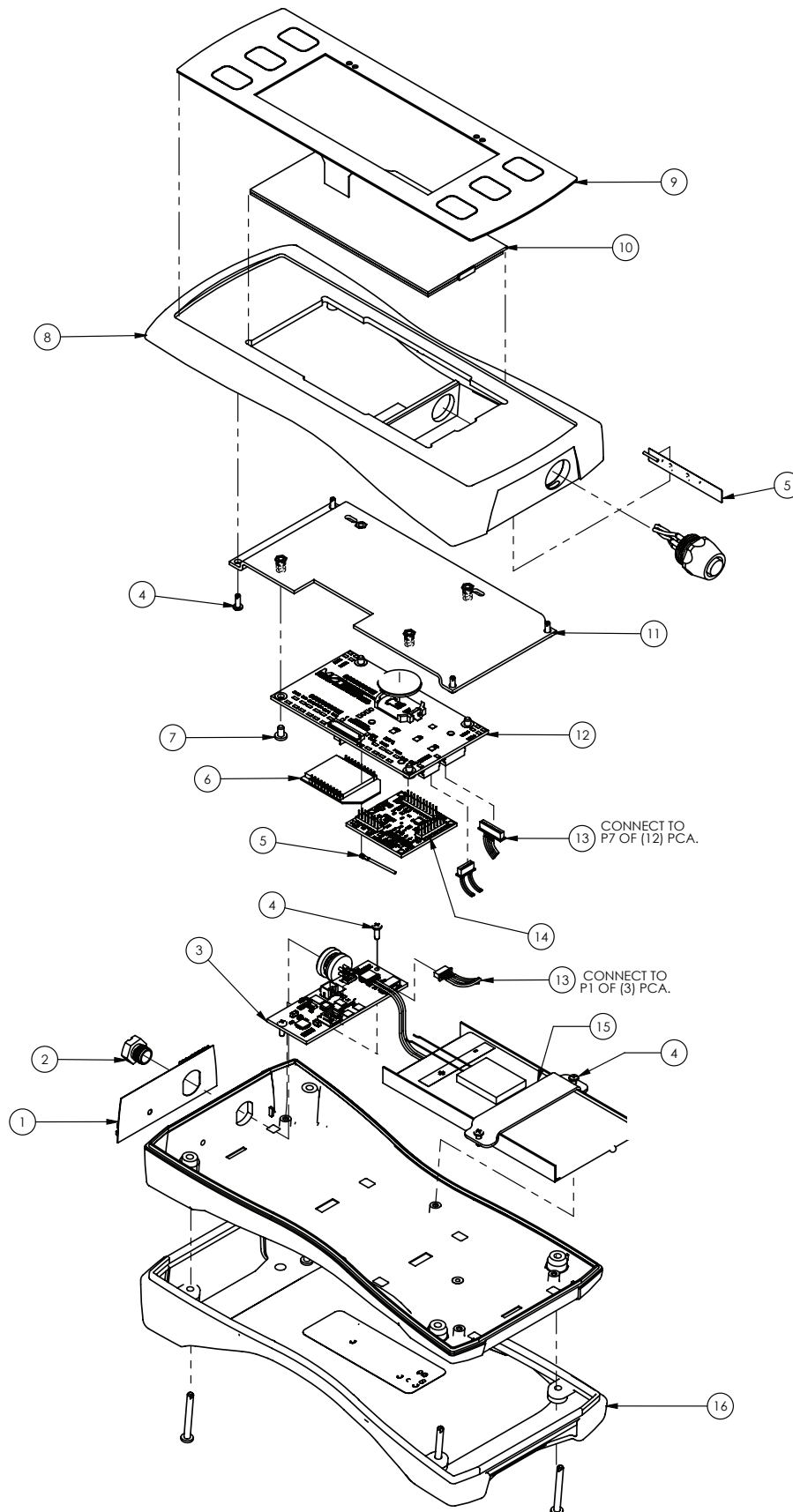
Remote Display



Part Number/Price

Item #	Part #	Description	Price
1	149451	Label charger serial FCC handheld display	\$21.00
2	144908	Conn closure cap IP68 picofast male	\$3.25
3	162339	PCA Li-Po battery charger 5 VDC	\$205.00
4	144935	Screw pan head 2-32 x 1/4 type B Phillips stainless steel	\$2.00
5	145065	Antenna patch 2.4 GHz ADH mount with fl. u coax	\$22.00
6	144773	Radio module Xbee-pro 802.15.4 u.fl connect	\$145.00
7	146593	Screw pan head 4-40 x 3/16 Phillips stainless steel	\$1.25
8	149407	Enclosure machined DynaLink2 REM display	\$180.00
9	149409	Label descriptive switch remote display	\$105.00
10	151575	LCD display 6-digit	\$40.00
11	149408	Mounting plate LCD PCA	\$38.00
12	151918	PCA 6-digit LCD 7300	\$680.00
13	139380	Cable assembly power/comm handheld	\$19.00
14	153428	PCA ScaleCore3 no a/d	\$280.00
15	179169	Bracket assembly	\$37.00
16	144874	Enclosure seal rubber armor blue	\$57.00
-	212312	Battery, Lithium, CR2016	\$3.00

REPLACEMENT PARTS



MSI-8000HD

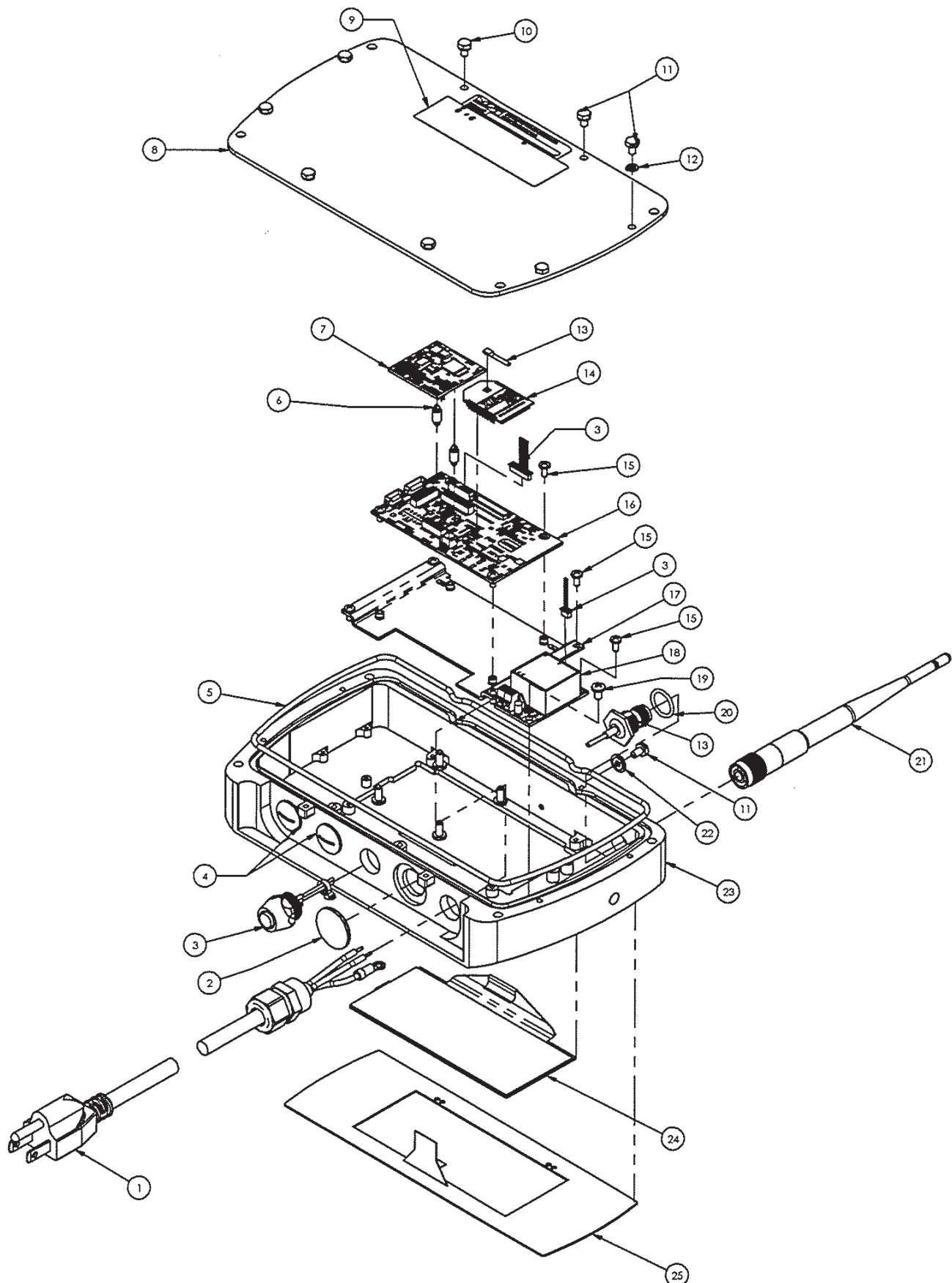
Final Assembly Remote Display



Part Number/Price

Item #	Part #	Description	Price
1	160518	Power cord AC in	\$45.00
2	154863	Plug diameter 0.900 with adhesive	\$19.00
3	161591	Cable assembly serial M12	\$80.00
4	143746	Plug domed PG9 IP65	\$15.00
5	153110	O-ring 7-1/4 x .103	\$5.75
6	144929	Spacer miniature dual	\$7.00
7	153428	PCA ScaleCore3 no a/d	\$280.00
8	152034	Cover fixed mount	\$51.00
9	159855	Overlay TranSend FCC	\$5.75
10	146022	Bolt hex head 6-32 x 1/4 cap stainless steel	\$3.75
11	143271	Screw mach hex head	\$8.25
12	146538	Washer split lock stainless steel #6	\$2.00
13	152051	Cable assembly RF coax	\$34.00
14	144773	Radio module Xbee-pro	\$145.00
15	128088	Screw 4-40 x 1/4 pan head Phillips	\$1.00
16	151918	PCA 6-digit LCD	\$680.00
17	152046	Bracket electronics	\$76.00
18	151599	PCA, AC power supply 5V 5W	\$210.00
19	146601	Screw pan head 6-32 x 1/4 Phillips	\$1.00
20	153793	O-ring 1/2 id x .070	\$2.50
21	143283	Antenna 2.4 GHz	\$64.00
22	143272	Washer seal #6 steel	\$3.75
23	151492	Enclosure fixed meter	\$220.00
24	151575	LCD display 6-digit	\$40.00
25	149409	Label descriptive switch	\$105.00
-	212312	Battery, Lithium, CR2016	\$3.00

REPLACEMENT PARTS



REPLACEMENT PARTS

MSI-8004HD

Gen 1 Indicator AC



Part Number/Price

Item #	Part #	Description	Price
1	178180	Overlay, standard	\$42.00
2	160518	Power cord AC in	\$45.00
3	141991	Pin round acetal 0.25 in diameter	\$1.25
4	141593	Conn feed through liquid	\$7.50
5	142554	Pin round acetal 0.312 in diameter	\$1.25
6	177368	Conn, feed through, liquid	\$5.50
7	177366	O-ring, PG13, Buna-N	\$2.50
8	177364	Conn feed through	\$5.75
9	153110	O-ring 7-1/4 x .103	\$5.75
10	152051	Cable assembly RF coax	\$34.00
11	153793	O-ring 1/2 Id x .070	\$2.50
12	177362	Key cap, SMS switches	\$2.25
13	176192	PCA 8004 indicator green/red	\$960.00
14	153431	PCA ScaleCore3 4-channel	\$295.00
15	152034	Cover fixed mount 8000	\$51.00
16	159855	Overlay TranSend FCC	\$5.75
17	146538	Washer split lock stainless steel #6	\$2.00
18	146022	Bolt hex head 6-32 x 1/4 cap stainless steel	\$3.75
19	143271	Screw mach hex head	\$8.25
20	144929	Spacer miniature dual	\$7.00
21	144773	Radio module Xbee-pro	\$145.00
22	144537	Screw LKG PCH pan head 6-32	\$1.00
	142233	Screw, pan head, locking, 4-40 x 3/16, Phillips, stainless steel	\$2.50
23	146543	Screw pan head 4-40 x 1/4 nylon	\$1.00
24	143283	Antenna 2.4 GHz	\$64.00
25	143272	Washer seal #6 steel	\$3.75
26	158438	Plug diameter 0.750 in with adhesive	\$14.00
27	177363	O-ring, PG9, Buna-N	\$1.25
28	177579	LED filter med grey	\$33.00

REPLACEMENT PARTS



MSI-8004HD

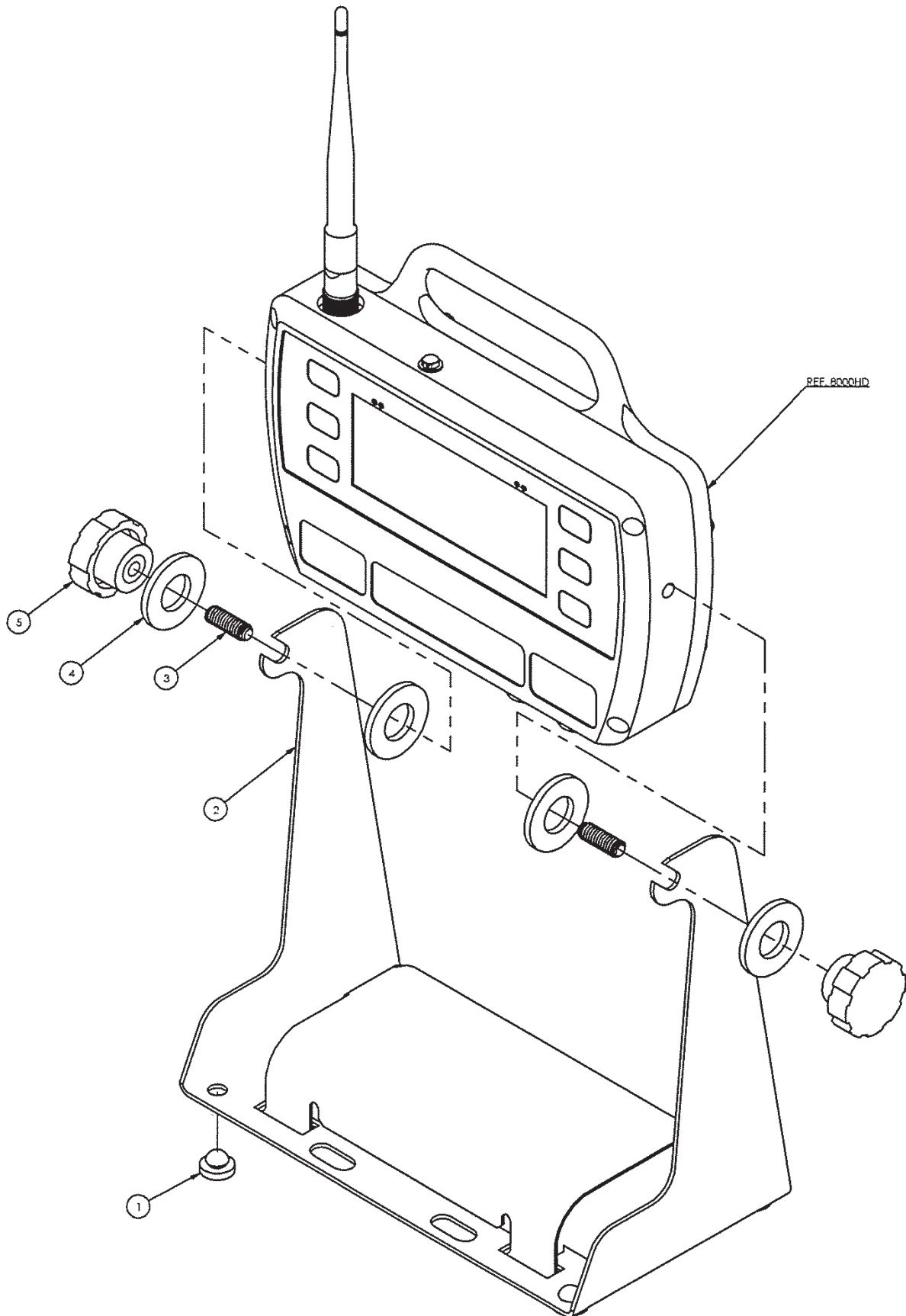
Gen 1 Optional Kit Tilt Stand



Part Number/Price

Item #	Part #	Description	Price
1	143224	Bumper molded sbr .078	\$1.50
2	155172	Tilt stand 8000HD	\$59.00
3	155192	Screw set 5/16-18 × 7/8	\$1.00
4	146200	Washer flat nylon .315 ID	\$3.00
5	143879	Knob fluted 5/16-18	\$17.00

REPLACEMENT PARTS



MSI-8004HD

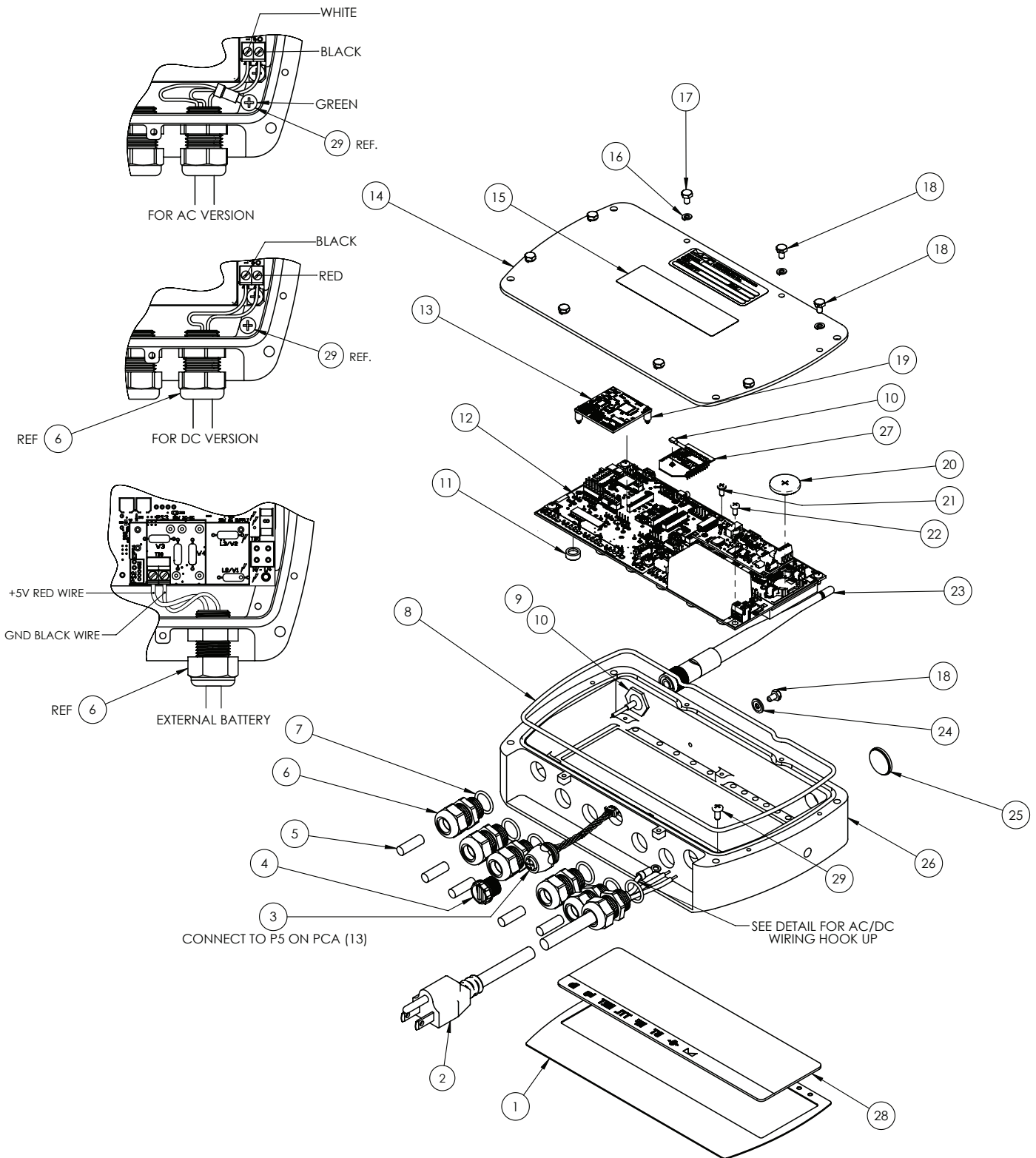
Gen 2 Display AC



Part Number/Price

Item #	Part #	Description	Price
1	221264	Overlay, gen 2	\$25.00
2	160518	Power cord AC in	\$45.00
3	139449	Cable assembly comm serial	\$56.00
4	143352	Conn closure cap IP68	\$3.50
5	141991	Pin round acetal 0.75 in diameter	\$1.25
6	141593	Conn, feed through, liquid	\$7.50
7	177363	O-ring, PG9, Buna-N	\$1.25
8	153110	O-ring 7-1/4 × .103	\$5.75
9	153793	O-ring 1/2 Id × .070	\$2.50
10	159205	Cable assembly RF coax	Consult
11	177362	Key cap, SMS switches	\$2.25
12	214574	PCA 8004 RF display green/red gen 2	Consult
13	153428	PCA ScaleCore3 no a/d	\$280.00
14	152034	Cover, fixed mount 8000	\$51.00
15	159855	Overlay TranSend FCC	\$5.75
16	146538	Washer split lock, stainless steel #6	\$2.00
17	146022	Bolt HH 6-32 × 1/4 cap, stainless steel	\$3.75
18	143271	Screw mach hex head	\$8.25
19	144929	Spacer miniature dual	\$7.00
20	71408	Battery, lithium CR2032	\$6.00
21	142233	Screw, machine, 4-40 × 3/16, pan head, Phillips, stainless steel	\$2.50
22	146543	Screw, ph 4-40 × 1/4 nylon slot	\$1.00
23	143283	Antenna 2.4 GHz	\$64.00
24	143272	Washer seal #6 steel, zinc plated	\$3.75
25	158438	Plug dia .750 w/adhesive, .10 thick	\$14.00
26	220573	Enclosure machined 8004, gen 2	\$260.00
27	144773	Radio module Xbee-pro	\$145.00
28	177579	LED filter med grey	\$33.00
29	144537	Screw, lkg pch ph 6-32 × 1/4, Phillips, stainless steel	\$1.00

REPLACEMENT PARTS



REPLACEMENT PARTS

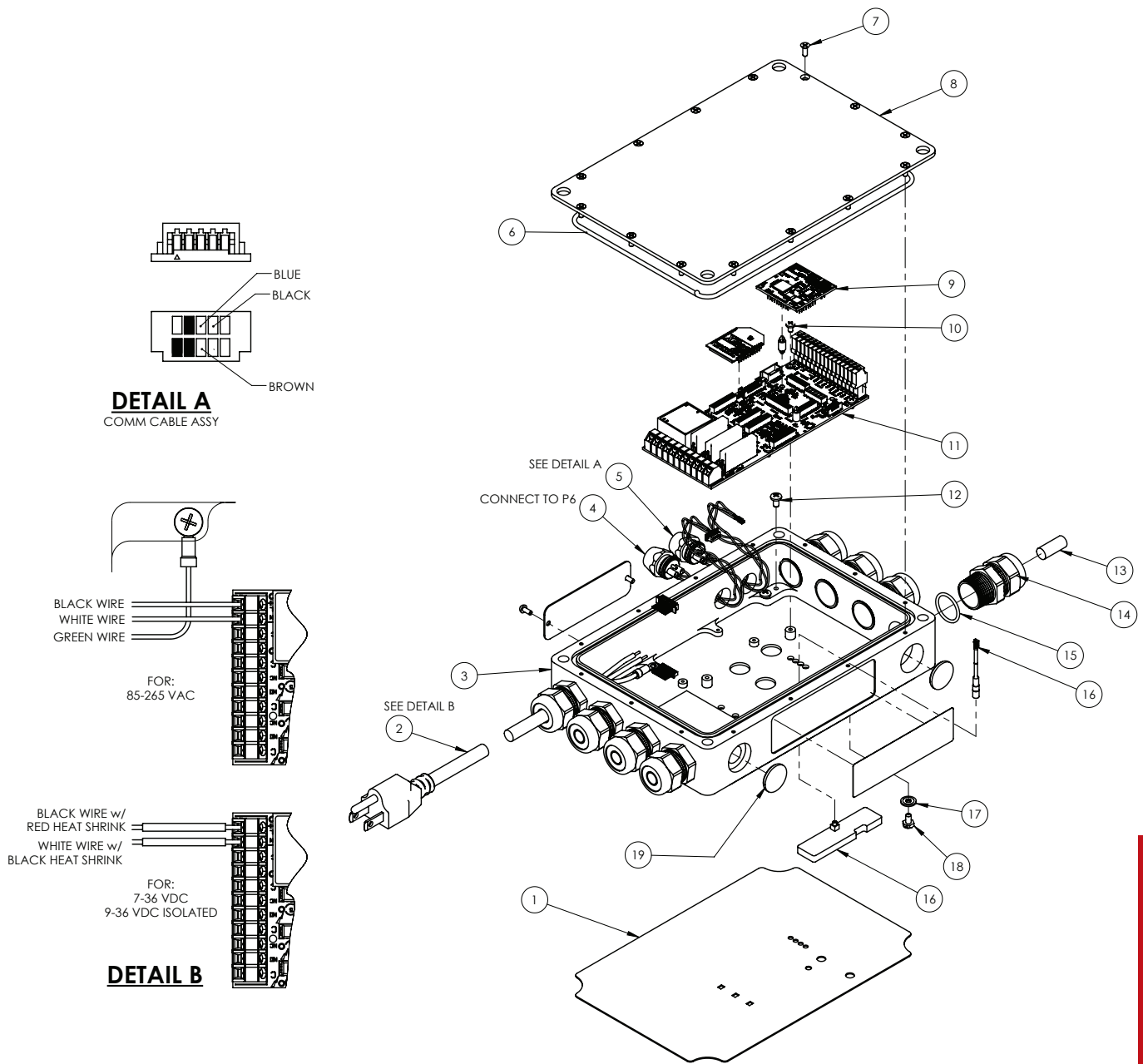
MSI-7000HD



Part Number/Price

Item #	Part #	Description	Price
1	178160	Overlay	\$41.00
2	159137	Cable assembly, 7 to 36 VDC power	\$37.50
3	178022	Enclosure	\$420.00
4	178557	Cable assembly serial comm	\$245.00
5	178491	Cable assembly serial comm	\$54.00
6	174106	O-ring	\$2.25
7	146553	Screw pan head 4-40 × 5/16 Phillips	\$1.25
8	178172	Cover, standard	\$105.00
9	153431	PCA ScaleCore3 4-channel	\$295.00
10	142233	Screw, pan head, locking, 4-40 × 3/16, Phillips, stainless steel	\$2.50
11	178140	PCA 7000HD dual modem	\$205.00
12	144537	Screw, lkg pch ph 6-32 × 1/4, Phillips, stainless steel	\$1.00
13	142554	Pin round acetal 0.312 diameter	\$1.25
14	142229	Conn feed through liquid	\$10.00
15	181774	O-ring neoprene 1/2 npt	\$1.00
16	201823	Antenna 2.4 GHz patch cable	\$40.00
17	143272	Washer seal #6 steel	\$3.75
18	143271	Screw mach hex head	\$8.25
19	158438	Plug diameter 0.750 with adhesive	\$14.00

REPLACEMENT PARTS



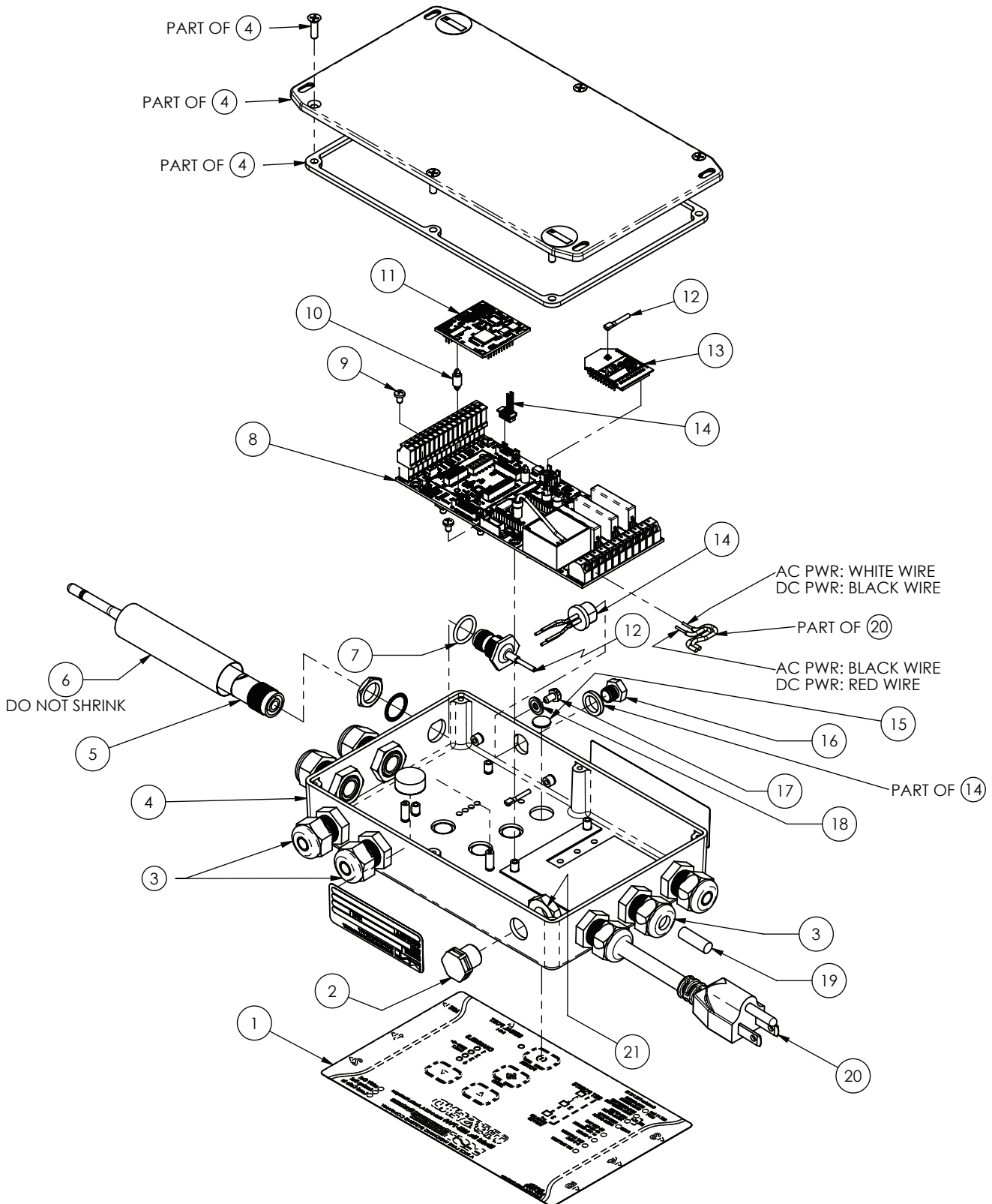
MSI-7000



Part Number/Price

Item #	Part #	Description	Price
1	159334	Overlay	Consult
2	88733	Vent, breather sealed	\$22.00
3	141593	Conn feed through liquid	\$7.50
4	158386	Enclosure machined IP66	Consult
5	143283	Antenna 2.4 GHz, articulated w/tnc connector	\$64.00
6	142925	Heat shrink polyolefin	Consult
7	153793	O-ring, 1/2 id x .070 nitrile	\$2.50
8	166148	PCA 7000 5 V to 6.5 V	Consult
9	142233	Screw, machine pan head, 4-40 x 3/16, Phillips, stainless steel	\$2.50
10	144929	Spacer, miniature dual locking, 6 mm long	\$7.00
11	153431	PCA ScaleCore3 4-channel	\$295.00
12	159205	Cable assembly rf coax tnc	Consult
13	144773	Radio module Xbee-pro	\$145.00
14	159842	Cable assembly	\$64.00
15	161540	Shim disk 3/8 x .035 w/adhesive	Consult
16	144908	Conn closure cap IP68	\$3.25
17	142574	Screw hh dr hd ss blk 6-32 1/4	\$4.50
18	143272	Washer seal #6 steel	\$3.75
19	141991	Pin round acetal, .25 dia	\$1.25
20	159816	Cable w/dc jack 15 ft tpu	\$41.00
21	88734	Nut, breather vent	\$1.05

REPLACEMENT PARTS



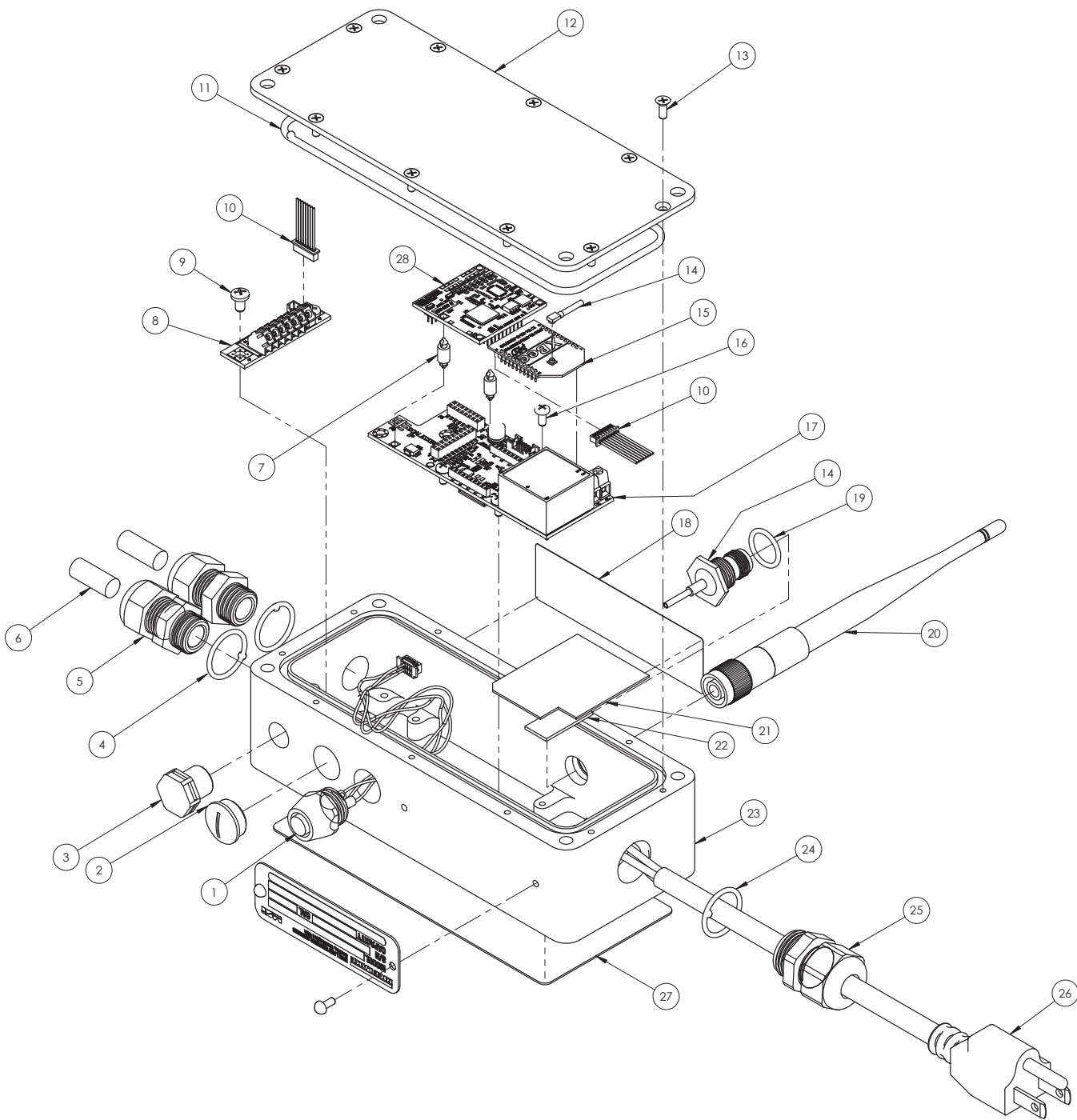
MSI-7001HD



Part Number/Price

Item #	Part #	Description	Price
1	178557	Cable assembly serial comm	\$245.00
2	143746	Plug domed PG9 IP65	\$15.00
3	88733	Vent, breather sealed	\$22.00
4	177363	O-ring, PG9, Buna-N, 8004	\$1.25
5	141593	Conn feed through liquid	\$7.50
6	142554	Pin round acetal 0.312 diameter	\$1.25
7	144929	Spacer miniature dual	\$7.00
8	179595	PCA 7001HD LC term blk	\$255.00
9	146601	Screw pan head 6-32 x 1/4 Phillips	\$1.00
10	182635	Cable assembly int load cell	\$39.00
11	181832	O-ring	\$1.00
12	179213	Enclosure cover	\$32.00
13	146553	Screw flat head 4-40 x 5/16 Phillips	\$1.25
14	152051	Cable assembly RF coax	\$34.00
15	144773	Radio module Xbee-pro	\$145.00
16	128088	Screw 4-40 x 1/4 pan head Phillips	\$1.00
17	176036	PCA 7001A, AC power supply	\$305.00
18	159855	Overlay TranSend FCC	\$5.75
19	153793	O-ring 1/2 ID x .070	\$2.50
20	143283	Antenna 2.4 GHz	\$64.00
21	181880	Insulator AC	\$3.25
22	148591	Adhesive pad	\$3.00
23	178490	Enclosure	\$150.00
24	146251	O-ring 70 durometer	\$2.10
25	142885	Conn feed through liquid	\$7.50
26	179558	Power cord AC in	\$32.00
27	179390	Overlay	\$23.00
28	153430	PCA ScaleCore3 2-channel	\$220.00

REPLACEMENT PARTS



REPLACEMENT PARTS

This image shows a full page of blank graph paper. The grid consists of small, uniform squares formed by thin, light gray lines. There are no margins, text, or other markings on the page.