



NATIONAL TYPE EVALUATION PROGRAM

Certificate of Conformance

for Weighing and Measuring Devices

For:

Multiple Dimension Measuring Device
Static / In-Motion
Model: iDimension LTL, LTL XL, PWD, and Flex
Maximum: see table below
Minimum: see table below
 d_{min} : 0.5 inches
Software version: See Standard features and options section

Submitted By:

Rice Lake Weighing Systems
230 West Coleman Street
Rice Lake, WI 54868
Tel: 715-234-9171
Fax: 715-234-6967
Contact: Derrick Bender
Email: dbender@ricelake.com
Website: www.ricelake.com

Standard Features and Options**Model, Operation Description:**

Drop & Clear			
Number of Sensors	Length in inches (cm)	Width in inches (cm)	Height in inches (cm)
4 or 5	Min = 6 (15) Max = 108 (274)	Min = 6 (15) Max = 108 (274)	Min = 6 (15) Max = 96 (244)
8	Min = 6 (15) Max = 168 (427)	Min = 6 (15) Max = 108 (274)	Min = 6 (15) Max = 96 (244)

Stop & Go / In-Motion*			
Number of Sensors	Length in inches (cm)	Width in inches (cm)	Height in inches (cm)
4	Min = 12 (30) Max = 60 (152)	Min = 12 (30) Max = 60 (152)	Min = 12 (30) Max = 84 (213)
5 or 8	Min = 12 (30) Max = 84 (213)	Min = 12 (30) Max = 84 (213)	Min = 12 (30) Max = 84 (213)

* In-Motion must be the 5 or 8 Sensor Configuration

Standard Features and Options:

- 100 - 240 VAC power
- Measures in forward and reverse, in-motion
- Option remote display via a web page
- 3° Tilt Front and Back
- In-motion forward speeds up to 10 MPH
- In-motion reverse speeds up to 6 MPH
- Ethernet
- 1" Minimum Spacing Between Forks

Software Version ID: (LTL all models) 5.0.0.2654 or Higher and 6.0.3.3576 or higher (PWD) 4.12.0.2765 or higher and 6.0.3.3576 or higher (Flex) 6.0.3.3576 and 6.1.2-5640 or higher (In-Motion) 6.1.2-5640. **All models on this certificate can use software version 6.0.3.3576 or higher.**

Sensors: Tested with IFM, model 03D303, and SICK, model Visionary-T Mini, sub-model V3S105-1AAAAA . Note: In-Motion operation must have the SICK sensors installed.

This device was evaluated under the National Type Evaluation Program and was found to comply with the applicable technical requirements of "NIST Handbook 44: Specifications, Tolerances and Other Technical Requirements for Weighing and Measuring Devices." Evaluation results and device characteristics necessary for inspection and use in commerce are on the following pages.

Kevin Schnepf
Chair, NCWM, Inc.

Marc Paquette
Chair, NTEP Committee
Issued: August 27, 2025

9011 South 83rd Street | Lincoln, Nebraska 68516

The National Council on Weights and Measures (NCWM) does not approve, recommend or endorse any proprietary product or material, either as a single item or as a class or group. Results shall not be used in advertising or sales promotion to indicate explicit or implicit endorsement of the product or material by the NCWM.





Rice Lake Weighing Systems


Multiple Dimension Measuring Device / iDimension LTL, LTL XL, PWD, and Flex

Application: The model iDimension LTL, iDimension LTL XL, iDimension PWD, and iDimension Flex are multiple-dimension measuring devices that dimension palletized freight, irregular, rectangular, and hexahedron shapes of palletized goods. All models perform static dimensioning and the PWD when mounted over an NTEP-certified and compatible weighing load-receiving element can perform static weighing.


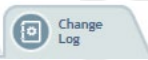
Identification: The Certificate of Conformance Number is displayed on the operator screen or on a label permanently attached to the instrument. The remaining required information is located on a separate display screen. To access the identification information,

navigate to the home screen ("[ip address>/displays/index.php](#)"), select the tools icon , then select "Operator Display" from the pop-up list. In the Operator Display select the information button . The information screen will now be displayed.

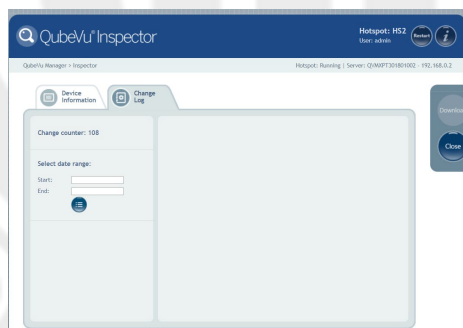
Example of
Information
Screen:



Sealing: The device is sealed using a category 3 audit trail. It is not possible to change any calibration or configuration parameters without incrementing an event counter and creating an entry in the event log.

To access the audit trail, go to the information screen as described above and click on the  inspector icon. Then click on the  change log tab. Enter the start and end dates to view the changes made within the date range.

Date Entry Screen:



Drop & Clear and Stop & Go Operation: With no object in the measuring field, the display screen will show no value in the Length, Width, and Height field and displays "Ready" in the status field located in the lower right-hand corner of the screen. See Figure 1. After placing the object in the measurement area, the operator 'clicks' on "Ready", the measurement is taken, and the results displayed. The status field now contains the word "Remove" instructing the operator that the measurement is complete and to remove the object from the measurement field. See Figure 2. Once the object is removed, the display returns to the Ready condition.

In-Motion Operation: With no object in the measuring field, the display screen will show no value in the Length, Width, and Height field and displays "Ready" in the status field located in the lower right-hand corner of the screen. The dimensioner is alerted to an incoming object by a signal from a piece of peripheral equipment. When the object is in the dimensioning area, the object is automatically measured. While the object is under the dimensioner, the status field will now contain the word "Remove". When the item has moved out of the dimensioning area, the status field will return to the 'Ready' condition.



Rice Lake Weighing Systems

Multiple Dimension Measuring Device / iDimension LTL, LTL XL, PWD, and Flex

In-Motion does not support the Reverse Measuring operation.

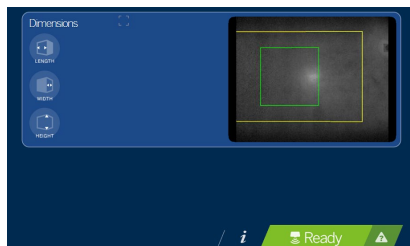


Figure 1 (Ready condition)

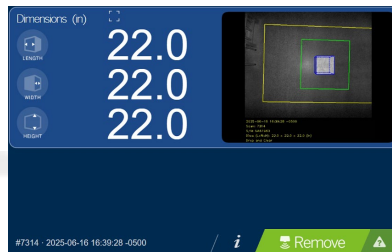


Figure 2 (Measurement Complete)

Test Conditions: This Certificate supersedes the Certificate of Conformance 19-076A5 and is issued to add in-motion measuring capability with the fork truck moving in the reverse direction through the measuring field. The maximum speed in the reverse direction is 6 MPH. Multiple in-motion measurements were performed at minimum, mid, and near maximum measurements and at various speeds. Additional testing was performed with the fork truck traveling in the forward direction, Stop and Go operation, and Drop & Clear operations to verify continued performance. Also corrected model description of SICK sensor. All measurements were within the 1 d tolerance value. Previous test conditions are below for reference.

Certificate of Conformance Number 19-076A5: This Certificate supersedes the Certificate of Conformance 19-076A4 and is issued to 1) Add In-Motion Operation to the model LTL; 2) Increase the Length and Width from 72" to 84" in the Stop & Go Operation; 3) Decrease the minimum dimension from 12" to 6" on both the 5 and 8 sensor configuration; 4) increase the maximum dimension of the Width and Length from 96" to 108" on both the 5 and 8 sensor configuration; and 5) Increase the maximum Length from 144" to 168" on the 8 sensor configuration for the Drop & Clear Operation. Multiple in-motion measurements were performed at minimum, mid, and near maximum measurements. Multiple measurements were performed near and over the maximum, near and under the minimum, and near mid-range on each axis for all changes. The SICK sensor was evaluated to temperature influence from -10° to 40° C. All measurements were taken with the SICK sensor installed. All measurements were within the 1 d tolerance value. Previous test conditions are below for reference.

Certificate of Conformance Number 19-076A4: This Certificate supersedes the Certificate of Conformance 19-076A3 and is issued to increase the maximum dimension of the Length and Width axis on the iDimension Flex. The maximum dimension was increased from 72 inches to 96 inches. Multiple measurements were performed near and over the maximum, near and under the minimum, and near mid-range on each axis. All measurements were within the 1 d tolerance value. No additional testing was deemed necessary. Previous test conditions are below for reference.

Certificate of Conformance Number 19-076A3: This Certificate supersedes the Certificate of Conformance 19-076A2 and is issued to add a new model the iDimension Flex and a new software version for all models. The iDimension Flex consists of components previously evaluated during Certificate of Conformance 19-076A1. A Rice Lake Weighing Systems model iDimension Flex was submitted for evaluation. The emphasis of the evaluation was on device performance. Multiple measurements were performed near and over the maximum, near and under the minimum, and near mid-range for the ranges listed to verify the new software version interacted with the hardware in the correct manner. No additional testing was deemed necessary. Previous test conditions are below for reference.

Certificate of Conformance Number 19-076A2: This Certificate supersedes the Certificate of Conformance 19-076A1 and is issued to increase the maximum measuring width of the Drop & Clear application to 144 inches (365 cm). This increase was accomplished by increasing the number of sensing heads to 8 heads. A Rice Lake Weighing Systems model iDimension LTL XL was submitted for evaluation. The emphasis of the evaluation was on device performance. Several measurements were performed near maximum, near minimum, and near mid-range for the ranges listed. Additional testing of the Stop & Go operation was tested to ensure continued accurate performance. No additional testing was deemed necessary. Previous test conditions are shown below for reference.



Rice Lake Weighing Systems

Multiple Dimension Measuring Device / iDimension LTL, LTL XL, PWD, and Flex

Certificate of Conformance Number 19-076A1: This Certificate supersedes the Certificate of Conformance 19-076 and is issued to add a PWD model and Stop & Go functionality on the LTL model. A model iDimension LTL (Stop & Go) and a model PWD with a weighing element were submitted for evaluation. The emphasis of the evaluation was on device design, marking, operation, and performance. Several measurements were performed near maximum, near minimum, and near mid-range for the range listed. Temperature and voltage tests are listed below.

Certificate of Conformance Number 19-076: A Rice Lake Weighing Systems model iDimension LTL was submitted for evaluation. The emphasis of the evaluation was on device design, marking, operation, performance, and compliance with influence factor requirements. Several measurements were performed near maximum, near minimum, and near mid-range for the range listed. The device was also tested over a temperature range of -10 °C to 40 °C (14 °F to 104 °F). Additional tests were conducted using 100 VAC and 240 VAC power supplies.

Evaluated By: D. Flocken (NCWM) 19-076, M. Kelley (OH) 19-076A1, D. Flocken (NCWM) 19-076A2, J. Gibson (NCWM) 19-076A3 (CN 10796); D. Flocken (NCWM) 19-076A4 (CN 11332), 19-076A5 (CN 11430)

Type Evaluation Criteria Used: *NIST Handbook 44 Specifications, Tolerances, and Other Technical Requirements for Weighing and Measuring Devices*, 2025 Edition. *NCWM Publication 14 Measuring Devices*, 2025 Edition.

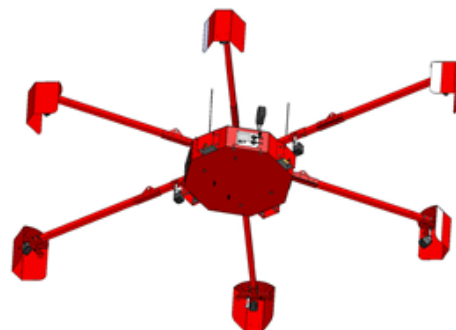
Conclusion: The results of the evaluation and information provided by the manufacturer indicate the device complies with applicable requirements.

Information Reviewed By: D. Flocken (NCWM) 19-076, 19-076A1, 19-076A2, 19-076A3; J. Gibson (NCWM) 19-076A4, 19-076A5

Examples of Devices:



Model: iDimension LTL.



Model: iDimension LTL XL shown in the 8-sensor configuration.



Rice Lake Weighing Systems

Multiple Dimension Measuring Device / iDimension LTL, LTL XL, PWD, and Flex



Model: iDimension Flex



Model: Flex Free-Standing



Model: PWD



Model: iDimension LTL