


PROFESSIONAL
CRANE SCALES


MCW






SAFETY WITHOUT COMPROMISE

 The MCW series crane scales are manufactured in conformity with the European legislation, in terms of lifting appliances safety standards: 2006/42 CE; UNI EN 13155/2009; UNI EN 13889; 2014/30/EU.

 The components used in the manufacture of our crane scales are **inspected** by an experienced and competent team. Our load cells are put through stringent **safety tests**. The MCW crane scales have a **breaking load** which is 5 times more than their nominal capacity (K5).

 Every crane scale is supplied with a maintenance manual where the recommended periodical inspection test can be recorded. Adherence to our recommend maintenance routine will always guarantee the best performance in complete safety.

S E R I E S

HULK

Sturdy and reliable, it allows you to weigh and move the lifting load.



For permanent fitting to lifting system



Suited to the load's handling



Suited to lifting the load



CAPACITY:
from 6.000 kg
to 25.000 kg



For indoor / outdoor



PERSPEX PROTECTIVE SCREEN



RECHARGEABLE BATTERY FOR CONTINUOUS USE 24/7



40 mm SUPER-BRIGHT RED LEDS DISPLAY



REINFORCED STRUCTURE

PROFESSIONAL

Crane scale designed to weigh outdoor and in harsh industrial environments. Stainless steel construction.



Suited to
lifting the load



CAPACITY:
from 3.000 kg
to 50.000 kg



For indoor / outdoor



40 mm SUPER-BRIGHT RED LEDS DISPLAY



BODY FULLY CONSTRUCTED IN STAINLESS STEEL



RECHARGEABLE BATTERY FOR CONTINUOUS USE 24/7

S E R I E S

NINJA

Battery power supply, also rechargeable, for continuous cycle weighing.



Suited to lifting the load




CAPACITY:
from 300 kg
to 9.500 kg



For indoor



25 mm BACKLIT LCD DISPLAY



PAINTED STEEL BODY, IMPACT-RESISTANT



BATTERY POWER SUPPLY, ALSO RECHARGEABLE, FOR CONTINUOUS CYCLE WEIGHING

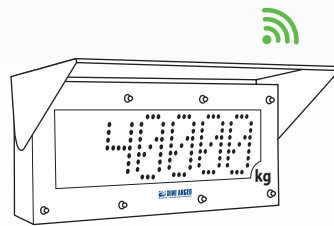
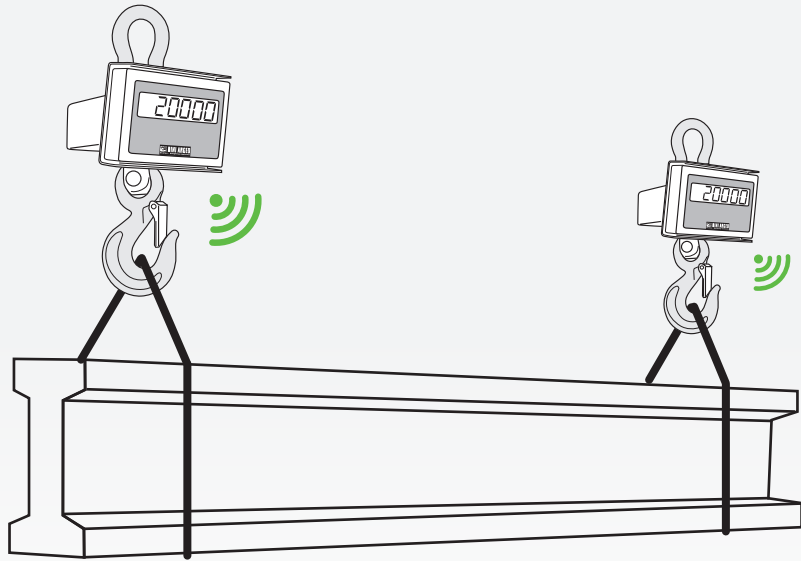


EASILY TRANSPORTABLE, THANKS TO THE CASE (STANDARD FITTED)

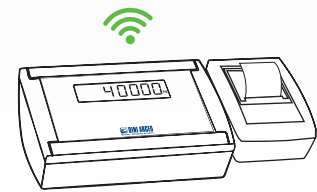
APPLICATIONS

1.

Multi crane scale applications to weigh tubes, beams and other large loads.



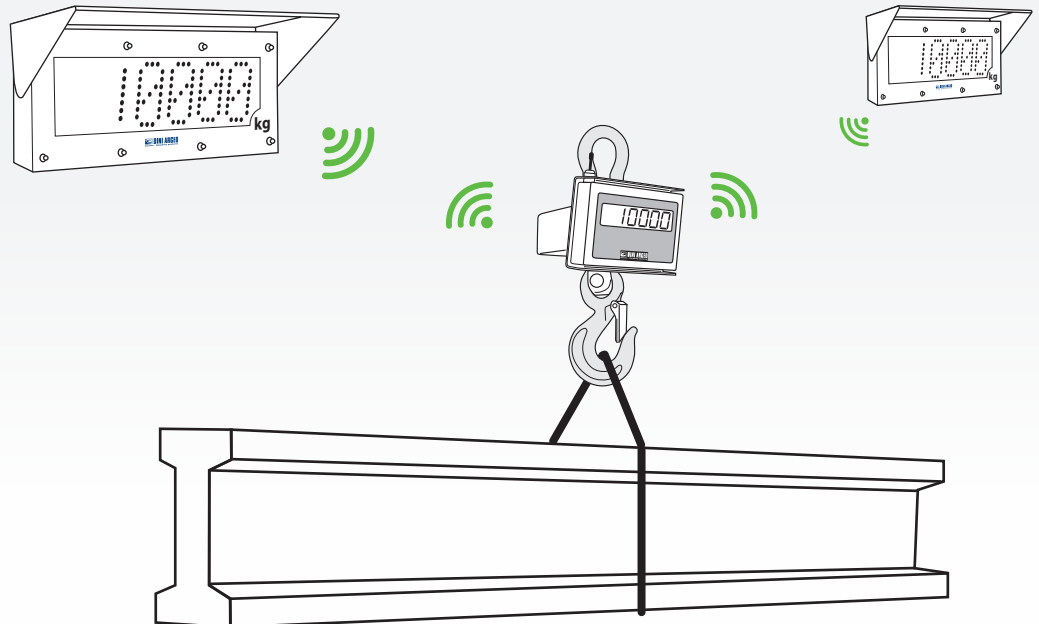
Weight repeater with large digital display for long distance viewing.



Weight repeater integrated printer.

2.

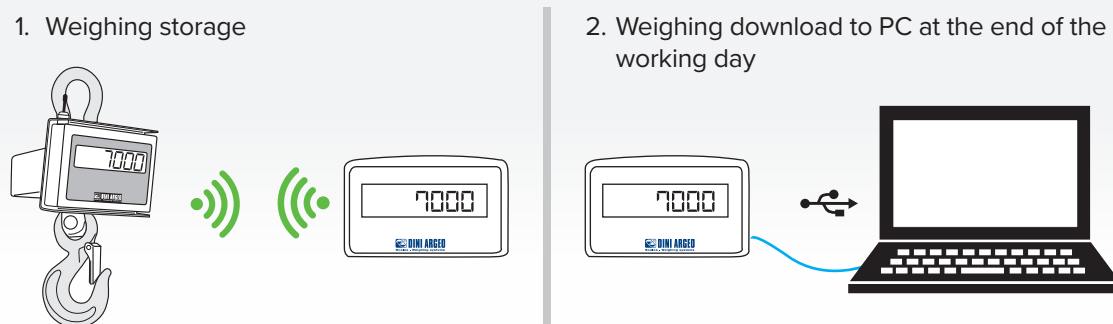
Application using one crane scale and two or more repeaters, in order to read the weight from any direction and from different positions.



3. Application with palm-sized weight repeater and real time data transmission, via radio to the PC.



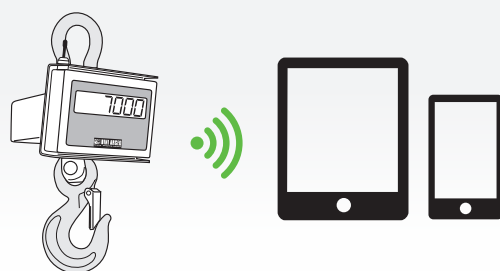
4. Application with palm-sized weight repeater, with integrated weighing memory.



5. Network data transmission via Wi Fi.



6. Tablet and smartphone weighing management, through specific apps.




DATA COMMUNICATION


Thanks to the wide range of interfaces available, it is possible to connect one or more weight repeater, PC, and mobile devices to the crane scale.



WiFi



BLUETOOTH



ETHERNET






















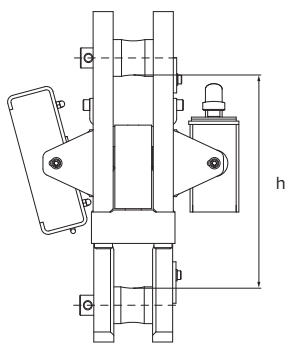
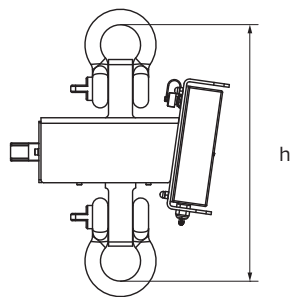
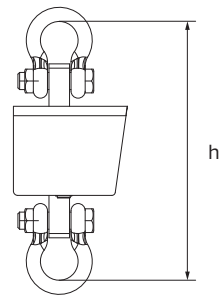
RADIOFREQUENCY











USB

MCW

	 SECURITY LEVEL	 APPLICATIONS	 RECOMMENDED FOR PERMANENT INSTALLATION	 SUITABLE FOR HANDLING THE LOAD	 SUITABLE FOR LIFTING AND WEIGHING THE LOAD	  BODY / IP DEGREE OF PROTECTION	 BATTERY
HULK 	DUAL SAFETY Safety is determined both by the load cell with operation under compression (safety factor K5) and by the special reinforced support structure	IDEAL FOR WEIGHING AND HANDLING * COILS, CABLE REELS, RODS AND PIPES, BULKY RAW MATERIAL PRODUCTS * Consult the user manual for further details	✓	✓	✓	FULLY REINFORCED IN STAINLESS STEEL  IP67 	LONG-LIFE RECHARGEABLE AND REMOVEABLE BATTERY
PROFESSIONAL 	SINGLE SAFETY Safety is determined by the load cell with operation under traction and K5 safety factor	WEIGHING IN CORROSIVE, WET ENVIRONMENTS OR THOSE WITH HIGH HYGIENE REQUIREMENTS			✓	FULLY IN STAINLESS STEEL  IP67 	RECHARGEABLE BATTERY
NINJA 	SINGLE SAFETY Safety is determined by the load cell with operation under traction and K5 safety factor	PORTABLE DYNAMOMETER, SUITABLE FOR WEIGHING QUICKLY AND DIRECTLY WHERE NEEDED			✓	PAINTED STEEL BODY, IMPACT RESISTANT 	4 AA BATTERIES EVEN RECHARGEABLE

 DISPLAY	Max (kg)	d (kg)	 (kg)	HR <small>UPON REQUEST</small>		ATEX <small>UPON REQUEST</small> (zone)	h (mm)	% PRECISION	
SUPER BRIGHT RED LEDS, h = 40 mm, WITH ADJUSTABLE LIGHT INTENSITY AND ADJUSTABLE INCLINATION	6000	1	2		K5	1 & 21 2 & 22	318	± 0.03	
	10000	2	5		K5	1 & 21 2 & 22	318	± 0.03	
	15000	2	5		K5	1 & 21 2 & 22	318	± 0.03	
	25000	5	--		K5	1 & 21 2 & 22	318	± 0.03	
SUPER-BRIGHT RED LEDS, h = 40 mm, ADJUSTABLE LIGHT INTENSITY	3000	1	1	0,5	K5	1 & 21 2 & 22	380	± 0.05	
	6000	2	2	1	K5	1 & 21 2 & 22	380	± 0.05	
	9000	5	5	2	K5	1 & 21 2 & 22	434	± 0.05	
	12000	5	-	2	K5	1 & 21 2 & 22	451	± 0.1	
	17000	10	-	5	K5	1 & 21 2 & 22	581	± 0.1	
	25000	10	-	5	K5	1 & 21 2 & 22	705	± 0.1	
	30000	20	-	10	K5	1 & 21 2 & 22	730	± 0.1	
	50000	20	-	10	K5	1 & 21 2 & 22	955	± 0.1	
BACKLIT LCD, h = 25 mm, ADJUSTABLE LIGHT INTENSITY	300/600/1500	0,1/0,2/0,5	-		K5	-	302	± 0.03	
	1500	-	0,5		K5	-	302	± 0.03	
	600/1500/3000	1/0,2/0,5	-		K5	-	379	± 0.03	
	3000	-	1		K5	-	379	± 0.03	
	1500/3000/6000	0,5/1/2	-		K5	-	379	± 0.03	
	6000	-	2		K5	-	379	± 0.03	
	3000/6000/9500	1/2/5	-		K5	-	430	± 0.03	
	9000	-	5		K5	-	430	± 0.03	

ACCESSORIES

		STANDARD		OPTIONAL		
						
		RF OPERATING DISTANCE UP TO 50 m	IR OPERATING DISTANCE UP TO 8 m	HEAT SHIELD FOR TEMPERATURES UP TO +80°C	REMOVABLE RECHARGEABLE BATTERY KIT FOR CONTINUOUS USE 24/7	WIDE RANGE OF COMMUNICATION INTERFACES, WIFI, BLUETOOTH, RADIO ETC.
HULK		✓		✓	✓	✓
PROFESSIONAL		✓			✓	✓
NINJA			✓			✓

FAQ

CHOOSE THE RIGHT MODEL

1. Use: permanent installation or temporary use?

Choose the MCW “Hulk” model when necessary

- fit the dynamometer permanently to the lifting system
- handle* and lift loads other than weighing.

Choose the MCW “Ninja” or MCW “Professional” models when necessary

- always have dynamometer on hand, to quickly weigh directly where needed.

2. Working environment: External or internal?

Choose MCW “Hulk” and MCW “Professional” models for use in outdoor or high humidity and harsh indoor environments. Choose the MCW “Ninja” model for indoor applications or temporary outdoor applications in compliance with their degree of protection.

3. How to choose the right capacity?

In general it is advisable to buy dynamometers with a capacity equal to or higher than that of the lifting system. For continuous heavy-duty use, it is recommended to choose over-sized capacities, even double that of the maximum load to be weighed.

4. What is the best accuracy?

Suspended weighing is the most accurate weighing system, because it cancels any friction and is not affected by the load shape. Nevertheless, it is important to remember that a dynamometer with an inadequate accuracy provides inaccurate weight measurements, which when multiplied by thousands of weighs a year, causes major losses. Certified weighing accuracy up to at least 0.05% of the lifting capacity allows the weighed material to be read properly.

5. Why choose compact sizes?

A dynamometer with a compact size allows the system’s lifting space to be better used, and lets you easily weigh bulky items. The compact sizes also facilitate the handling manoeuvres.

6. For internal use or in relation with third parties?

When the weight detected by the dynamometer is used in relation with third parties, you must choose dynamometers approved in accordance with the metrological regulations.

* Consult the user manual for further details.

“YOUR WORLDWIDE PARTNER FOR WEIGHING”



A RICE LAKE WEIGHING SYSTEMS COMPANY

COMPANY HEADQUARTERS

Via Della Fisica, 20
41042 Spezzano di Fiorano - Modena - Italy
Tel. +39.0536 843418

SERVICE ASSISTANCE

Via Dell'Elettronica, 15
41042 Spezzano di Fiorano - Modena - Italy
Tel. +39.0536 921784

OTHER DINI ARGEO LOCATIONS

DINI ARGEO WEIGHING INSTRUMENTS Ltd
China

DINI ARGEO UK Ltd
United Kingdom

DINI ARGEO FRANCE sarl
France

DINI ARGEO GMBH
Germany

WHY CHOOSE DINI ARGEO?



WORLDWIDE SERVICE AND SHIPPING

International group with offices in America, Europe, India, China, Mexico and Oceania, over 900 employees and a network of specialised partners in 130 countries worldwide.



FAST SHIPPING


Dini Argeo always keeps complete systems in stock that can be shipped quickly.



MADE IN ITALY

Dini Argeo weighing solutions are made in Italy and guarantee the highest quality standards.

SALES SERVICE AND TECHNICAL ASSISTANCE



Mod MCW-CEN

P/N
MCW-CEN

Sn
NOSN

MCW-CEN/NOSN

Rev. 01.03.2023