

Remote HID Box Quick Start Guide



Manuals are available from Rice Lake Weighing Systems at www.ricelake.com/manuals

Warranty information is available at www.ricelake.com/warranties



WARNING: Before opening the unit, ensure power is disconnected.

Mounting Kit Parts:

- 4 large screws (1/4-10 x 0.50)
- 4 small screws (10-32 x 0.375)
- 4 mounting brackets

Mount the Enclosure

1. Use the large screws to attach the mounting brackets to the enclosure.

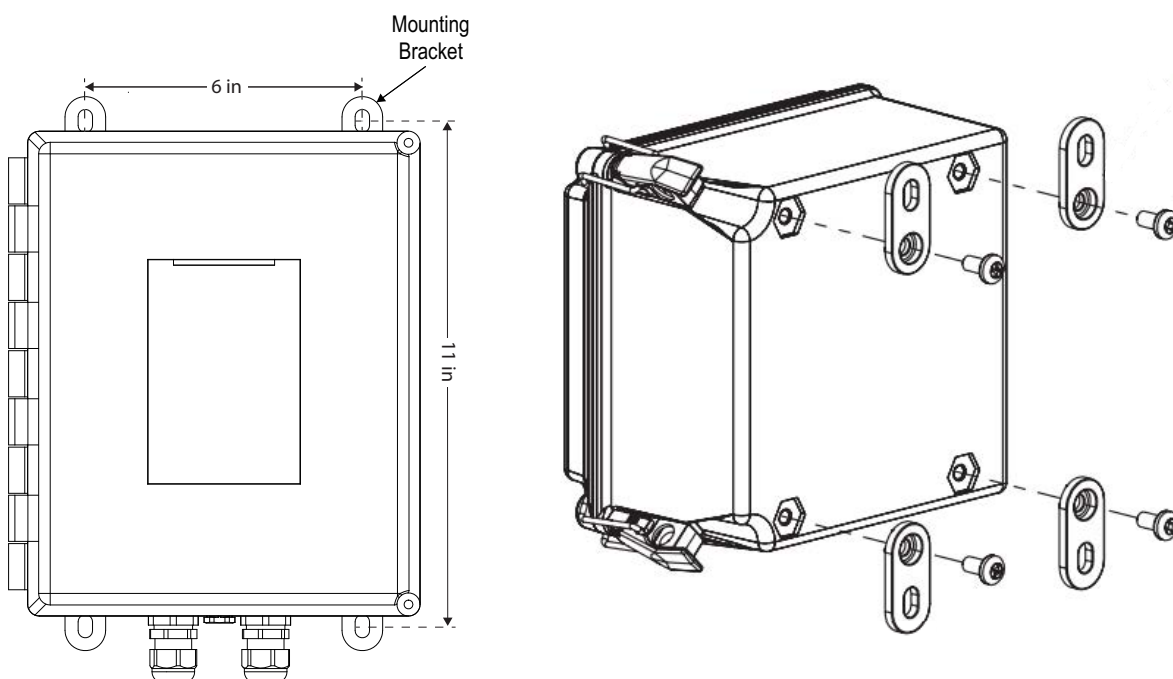


Figure 1. Mounting Bracket Locations and Dimensions

Torque	
28-34 in-lb	3.2-3.8 Nm

Table 1. Large Screw Torque Specifications

2. Use the small screws to mount the enclosure on a flat vertical surface.

Wiring

1. Run cables through the cord grips of the enclosure (see [Figure 2](#)).

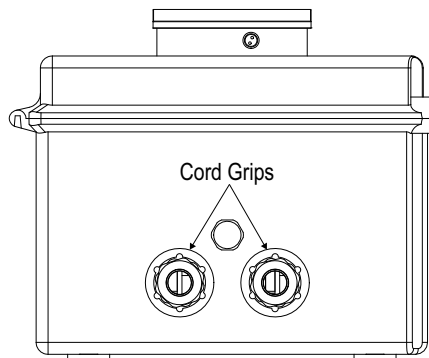


Figure 2. Cord Grip Locations

2. Connect cables as shown in [Table 2](#).

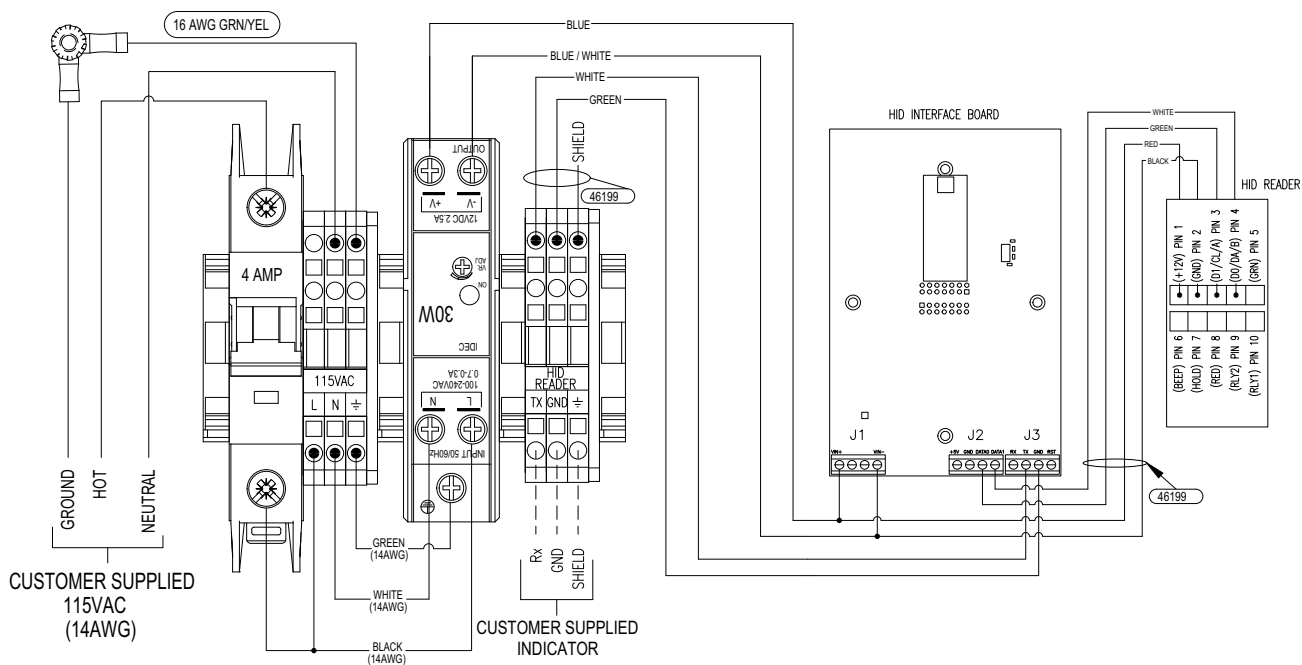


Figure 3. FRP HID Reader Wiring Diagram

Terminal	Indicator	Terminal	Power Supply
Tx	Rx	GND	GND
GND	GND	N	Neutral
GND	Shield	4 AMP	Hot

Table 2. Terminal Block Pinout



IMPORTANT: Cables routed through the cord grips should be grounded against the enclosure.

3. Tighten cord grips to prevent cable movement (see Table 3).

Cord Grip	Torque	
1/2 NPT	1.475 lb-ft	2.0 Nm

Table 3. Cord Grip Torque Specifications

Test Reader

1. Power on the reader. The reader beeps and the LED flashes.
2. Test the reader with a credential card. The reader beeps and the LED flashes.



NOTE: The reader has a baud rate of 9600, 8 data bits, no parity and 1 stop bit.

Specifications

Typical Maximum Read Range*:

2.5 to 4.5 in (6.3 to 11.4 cm) with HID iCLASS® card
 1.0 in (2.5 cm) with HID iCLASS key
 1.0 in (2.5 cm) with HID iCLASS tag
 1.5 to 2.0 in (3.8 to 5.0 cm) with HID iCLASS prox
 1 to 2 in (2.5 to 5.0 cm) with MIFARE® card
 (serial number only)

*Using ISO 15693 mode (except MIFARE®). Dependent upon installation conditions. Please note that all iCLASS credentials are available in either a 2K bits (256 Bytes) or 16Kbits (2 KBytes) configuration.

Dimensions:

(L × W × H)
 3.30 × 0.85 × 4.80 in (84 × 22 × 122 mm)

Material:

Fiberglass reinforced polyester (FRP)

Power Supply:

10 to 16VDC reverse voltage protected
 Linear supply recommended

Current Requirements (Avg/Peak):

80/260mA at 12VDC

Operating Temperature:

-31°F to 150°F (-35°C to 65°C)

Operating Humidity:

5 to 95% relative humidity non-condensing

Weight:

8.8 oz (249.5 g)

Transmit Frequency:

13.56 MHz

Cable Distance:

Wiegand interface: 500 ft (150 m)
 Recommended cable is ALPHA 1295 (22AWG)
 Five-conductor stranded with overall shield or equivalent. Additional conductors may be required to connect all outputs.

Pending Certifications:

Taiwan, Singapore, Germany VdS

Approvals:

UL 294/cUL
 FCC Certification
 Canada Certification
 CE Mark (Europe)
 New Zealand
 Australia c-Tick



© Rice Lake Weighing Systems Content subject to change without notice.

230 W. Coleman St. • Rice Lake, WI 54868 • USA USA: 800-472-6703 • International: +1-715-234-9171