

Forklift Questionnaire



Dealer/Company Name _____ Contact Person _____

QUESTIONNAIRE

FORKLIFT SPECIFICATIONS

If the answer to any question is no, please provide notes under Additional Comments

- | | | |
|--|------------------------------|-----------------------------|
| 1. Is the lift a typical counterbalance forklift? | <input type="checkbox"/> Yes | <input type="checkbox"/> No |
| 2. Does the forklift have a ITA type carriage?
(clip/hook on style forks) | <input type="checkbox"/> Yes | <input type="checkbox"/> No |
| 3. Is the carriage a Class II, 16" profile? | <input type="checkbox"/> Yes | <input type="checkbox"/> No |
| 4. Is the carriage width greater than 36"? | <input type="checkbox"/> Yes | <input type="checkbox"/> No |
| 5. Is the supply power 12 VDC? | <input type="checkbox"/> Yes | <input type="checkbox"/> No |
| 6. Forklift capacity _____ | 7. Mast Extension _____ | |
| 8. Make _____ | 9. Model _____ | |

LOAD BACKSTOP

- | | | |
|---|------------------------------|-----------------------------|
| 10. Is there a load backstop present? | <input type="checkbox"/> Yes | <input type="checkbox"/> No |
| If yes, please answer the next questions | | |
| a. Is the backstop bolted to the side of the carriage? | <input type="checkbox"/> Yes | <input type="checkbox"/> No |
| If yes, please complete Drawing #2 | | |
| b. Is the backstop bolted to the front of the carriage? | <input type="checkbox"/> Yes | <input type="checkbox"/> No |
| If yes, please complete Drawing #3 | | |
| 11. Is this a cable-less application? | <input type="checkbox"/> Yes | <input type="checkbox"/> No |
| If yes, please complete Drawing #4 | | |

ATTACHMENTS

- | | | |
|---------------------------------------|------------------------------|-----------------------------|
| 12. Are attachments present? | <input type="checkbox"/> Yes | <input type="checkbox"/> No |
| If yes, please list attachments below | | |
| Description _____ | | |
| Make _____ | | |
| Model _____ | | |

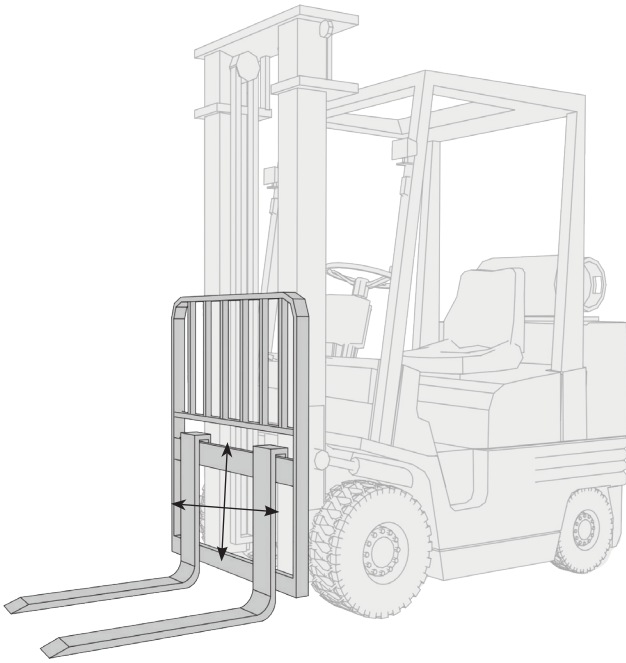
LEGAL FOR TRADE

- | | | |
|-------------------------------------|------------------------------|-----------------------------|
| 14. Is NTEP required? | <input type="checkbox"/> Yes | <input type="checkbox"/> No |
| 15. Is Measurement Canada required? | <input type="checkbox"/> Yes | <input type="checkbox"/> No |
| 16. Is the fork length 42" or less? | <input type="checkbox"/> Yes | <input type="checkbox"/> No |

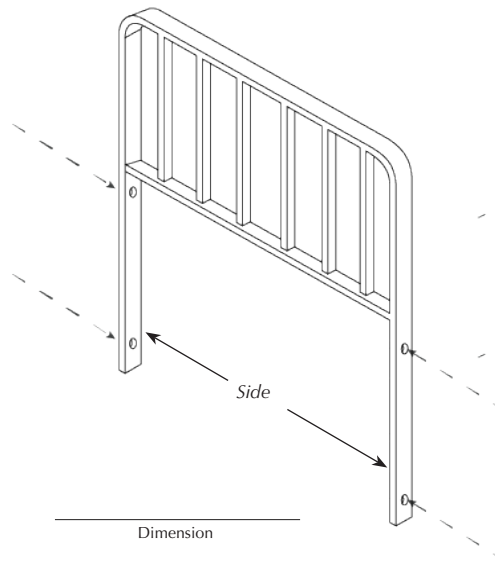
INSTRUMENTATION

13. Select preferred instrumentation model
- ☐ CLS-680 ☐ CLS-920i ☐ Virtui3

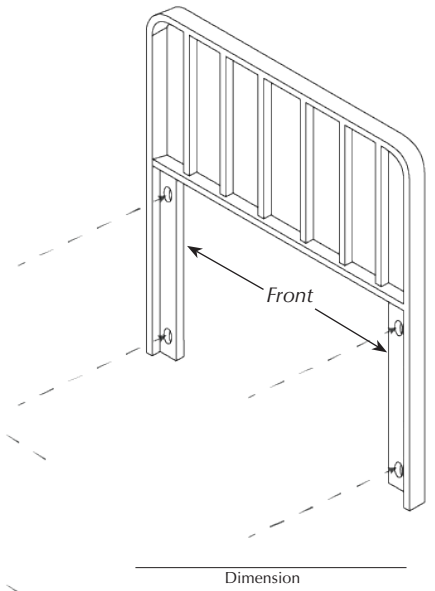
Drawing #1



Drawing #2



Drawing #3



Drawing #4

