

Health Scales

TABLE OF CONTENTS

Health Scales	459	250-10-4	481
RL-330HHD	460	<i>Bariatric Handrail Scale</i>	
<i>Dial Home Health Scale</i>		RL-MCS	482
DHH-10	461	<i>Mechanical Chair Scale</i>	
<i>Digital Home Health Scale</i>		560-10-1	483
RL-MPS	462	<i>Digital Chair Scale</i>	
<i>Mechanical Physician Scale</i>		550-10-1	484
RL-MPS-10	463	<i>Digital Chair Scale</i>	
<i>Mechanical Physician Scale</i>		350-10-3M	485
RL-MPS-30	465	<i>Dual-ramp Wheelchair Scale</i>	
<i>Mechanical Physician Scale</i>		350-10-2	486
RL-MPS-40	466	<i>Single-ramp Wheelchair Scale</i>	
<i>Mechanical Physician Scale</i>		350-10-7	487
RL-MPS-50	467	<i>Single-ramp Wheelchair Platform Scale</i>	
<i>Mechanical Physician Scale</i>		350-10-3	488
150-10-5	468	<i>Dual-ramp Wheelchair Scale</i>	
<i>Digital Physician Scale</i>		350-10-4	489
150-10-6	469	<i>Dual-ramp Wheelchair Scale</i>	
<i>Digital Physician Scale</i>		350-10-8	490
150-10-7	470	<i>Dual-ramp Wheelchair Platform Scale</i>	
<i>Digital Physician Scale</i>		RL-350-5	491
150-10-8	471	<i>Single-ramp Portable Bariatric Wheelchair Scale</i>	
<i>Digital Physician Scale</i>		RL-350-6	492
RL-WMS-10	472	<i>Dual-ramp Portable Bariatric Wheelchair Scale</i>	
<i>Wall Mount Stadiometer</i>		SB-1150 Summit™	493
RL-MIS	473	<i>Bariatric Wheelchair Scale</i>	
<i>Mechanical Baby Scale</i>		SD-1150-WP	494
RL-MIS-20	474	<i>Dialysis Wheelchair Scale</i>	
<i>Mechanical Baby Scale</i>		<i>Pit Frame Concrete Details</i>	
Digital Baby Scale	475	350-10-8S	496
<i>Suspended Infant</i>		<i>Digital Stretcher Scale</i>	
RL-DBS	476		
<i>Digital Baby Scale</i>			
RL-DBS-2	477		
<i>Digital Baby Scale</i>			
650-10-1	478		
<i>Neonatal Scale</i>			
260-10-1	479		
<i>Bariatric Handrail Scale</i>			
250-10-2	480		
<i>Bariatric Handrail Scale</i>			

Product names, logos, brands and other trademarks featured or referred to within this publication are the property of their respective trademark holders.

RL-330HHD

Dial Home Health Scale

HEALTH SCALES



Standard Features

- Durable steel base and platform
- Nonslip mat
- Large dial display
- Colorful markers to track weight values

Specifications

Capacity:
330 × 1 lb (150 × 0.5 kg)

Warranty:
One-year limited

Part Number/Price

Part #	Model #	Capacity	Price
113500	RL-330HHD	330 × 1 lb (150 × 0.5 kg) (lb and kg)	\$72.00

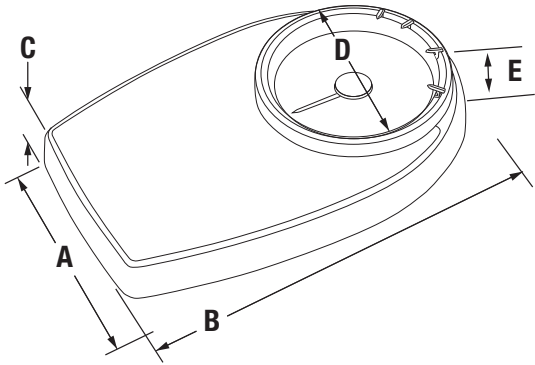
Shipping Weight

Part #	Model #	L × W × H	Package Wgt. (lb)	Dim Wgt. (lb)	Shipping Wgt. (lb)
113500	RL-330HHD	19 × 12 × 5 in	9	9	9

Dimensions

	Inches	Centimeters
A	11.20	28.5
B	16.90	43.0
C	2.50	6.4
D	7.90	20.1
E	0.39	8.3

E: (height includes plastic cover)





Standard Features

- Large LCD display
- Display lb or kg
- 8 mm tempered safety glass weighing surface
- Low battery indication

Specifications

Capacity:

440 × 0.2 lb (200 × 0.1 kg)

Dimensions:

(L × W × H)

11.8 × 15.4 × 1.0 in

Battery Type:

Two AAA alkaline batteries (included)

Display:

Digit size: 1.75 in

Warranty:

One-year limited

Approvals:

CE Approved

Approvals



Part Number/Price

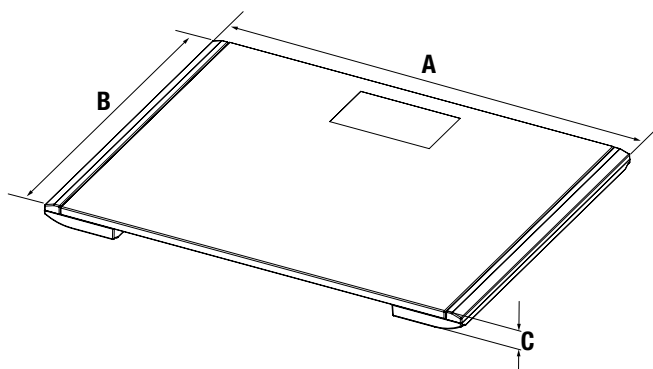
Part #	Model #	Capacity	Price
201124	DHH-10	440 × 0.2 lb (200 × 0.1 kg)	\$72.00

Shipping Weight

Part #	Model #	L × W × H	Package Wgt. (lb)	Dim Wgt. (lb)	Shipping Wgt. (lb)
Single Carton					
201124	DHH-10	17 × 13 × 2 in	6.5	3.0	6.5

Dimensions

	Inches	Centimeters
A	15.40	39.0
B	11.80	30.0
C	1.00	2.5



RL-MPS

Mechanical Physician Scale

HEALTH SCALES



Standard Features

- Sturdy, enameled steel body
- Painted beam
- Rugged scale understructure
- Two wheels for easy transport
- Easy operation with two sliding weights
- Removable slip-resistant scale base cover
- Aluminum height rod

Specifications

Capacity:

440 lb × 4 oz (200 kg × 100 g)

Platform Dimensions:

(L × W × H)

14.75 × 10.75 × 4.13 in

Height Rod:

Measures 24 to 84 in
(60 to 212 cm)

Height Division:

0.125 in (0.1 cm)

Warranty:

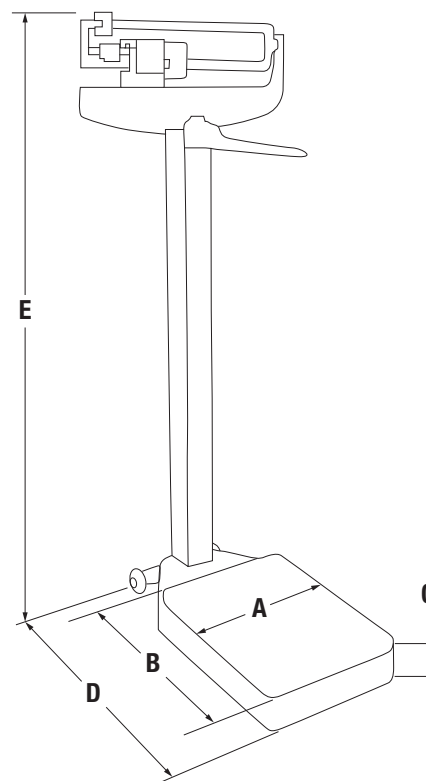
Two-year limited

Part Number/Price

Part #	Model #	Capacity	Price
102613	RL-MPS	440 lb × 4 oz (200 kg × 100 g)	\$380.00

Shipping Weight

Part #	Model #	L × W × H	Package Wgt. (lb)	Dim Wgt. (lb)	Shipping Wgt. (lb)
102613	RL-MPS	60 × 21 × 7 in	42	64	64



Dimensions

	Inches	Centimeters
A	10.75	27.3
B	14.75	37.5
C	4.13	10.5
D	22.30	56.6
E	58.50	148.6

RL-MPS-10

Mechanical Physician Scale

HEALTH SCALES



LB Only

Standard Features

- Sturdy, enameled steel body
- Painted beam
- Rugged scale understructure
- Two wheels for easy transport
- Easy operation with two sliding weights
- Removable slip-resistant scale base cover
- Aluminum height rod

Specifications

Capacity:
450 lb × 4 oz

Platform Dimensions:
(L × W × H)
14.75 × 10.75 × 4.13 in

Height Rod:
Measures 24 to 84 in

Height Division:
0.125 in

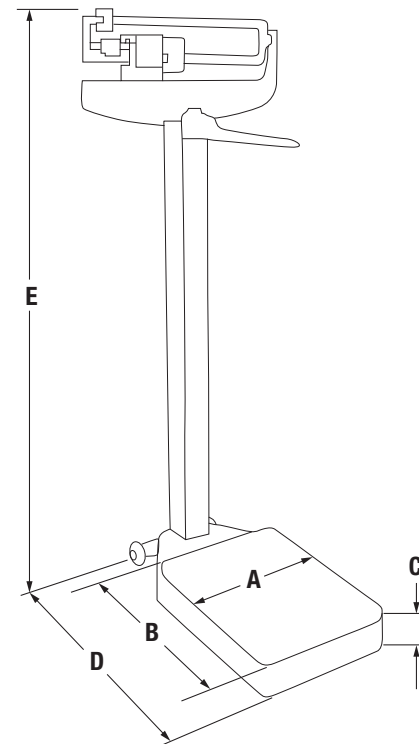
Warranty:
Two-year limited

Part Number/Price

Part #	Model #	Capacity	Price
124223	RL-MPS-10	450 lb × 4 oz	\$345.00

Shipping Weight

Part #	Model #	L × W × H	Package Wgt. (lb)	Dim Wgt. (lb)	Shipping Wgt. (lb)
124223	RL-MPS-10	60 × 21 × 7 in	42	64	64



Dimensions

	Inches	Centimeters
A	10.75	27.3
B	14.75	37.5
C	4.13	10.5
D	22.30	56.6
E	58.50	148.6

RL-MPS-30

Mechanical Physician Scale

HEALTH SCALES



Standard Features

- Sturdy, enameled steel body
- Painted beam
- Rugged scale understructure
- Handpost
- Two wheels for easy transport
- Easy operation with two sliding weights
- Removable slip-resistant scale base cover
- Aluminum height rod

Specifications

Capacity:

180 kg x 100 g

Platform Dimensions:

(L x W x H)

37.5 x 27.3 x 10.5 cm

Height Rod:

Measures 60 to 212 cm

Height Division:

0.1 cm

Warranty:

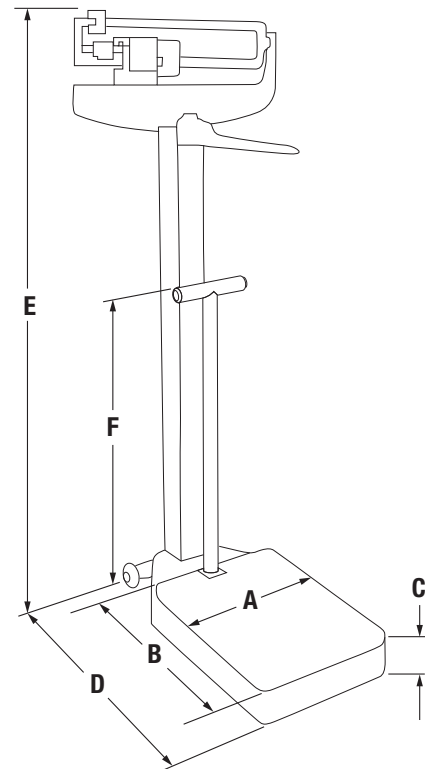
Two-year limited

Part Number/Price

Part #	Model #	Capacity	Price
132703	RL-MPS-30	180 kg x 100 g	\$385.00

Shipping Weight

Part #	Model #	L x W x H	Package Wgt. (lb)	Dim Wgt. (lb)	Shipping Wgt. (lb)
132703	RL-MPS-30	60 x 21 x 7 in	40	64	64



Dimensions

	Inches	Centimeters
A	10.75	27.3
B	14.75	37.5
C	4.13	10.5
D	22.30	56.6
E	58.50	148.6
F	31.50	80.0

RL-MPS-40

Mechanical Physician Scale

HEALTH SCALES



Standard Features

- Dual-read capacity and height rod
- Sturdy enameled steel body
- Painted beam designed to hold counterpoise weights
- Rugged scale understructure
- Removable slip-resistant plastic scale base cover
- Retractable aluminum height rod
- Easy operation with two sliding weights and two counterpoise weights (included)
- Two wheels for easy transport
- Aluminum height rod

Specifications

Capacity:

490 lb × 4 oz (220 kg × 100 g)

Platform Dimensions:

(L × W × H)

14.75 × 10.75 × 4.13 in

Height Rod:

Measures 24 to 84 in

(60 to 212 cm)

Height Division:

0.125 in (0.1 cm)

Warranty:

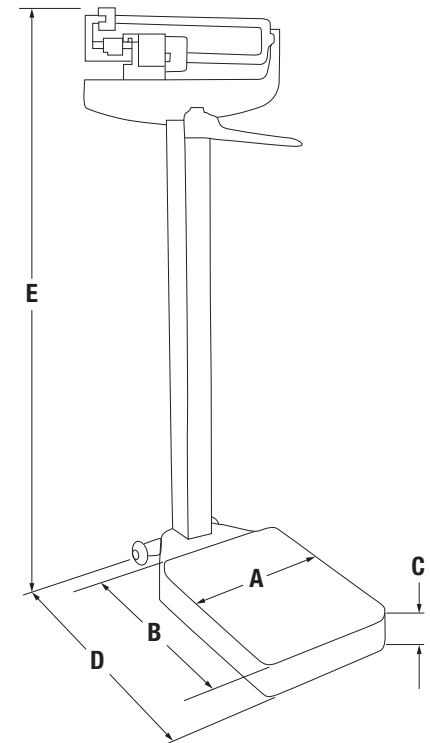
Two-year limited

Part Number/Price

Part #	Model #	Capacity	Price
185289	RL-MPS-40	490 lb × 4 oz (220 kg × 100 g)	\$375.00

Shipping Weight

Part #	Model #	L × W × H	Package Wgt. (lb)	Dim Wgt. (lb)	Shipping Wgt. (lb)
185289	RL-MPS-40	60 × 21 × 7 in	44	64	64



Dimensions

	Inches	Centimeters
A	10.75	27.3
B	14.75	37.5
C	4.13	10.5
D	22.30	56.6
E	58.50	148.6

RL-MPS-50

Mechanical Physician Scale

HEALTH SCALES



Standard Features

- Two wheels for easy transport
- Aluminum height rod included
- Poise travels free on weigh beam with simple finger tap
- Easy-to-read weigh beam
- Color-coded black inset shows lb markings, white inset shows kg markings. The beam can be rotated to the desired unit of measure.
- Aluminum height rod

Specifications

Capacity:

450 lb × 4 oz (200 kg × 100 g)

Platform Dimensions:

(L × W × H)
14.75 × 10.75 × 4.13 in

Height Rod:

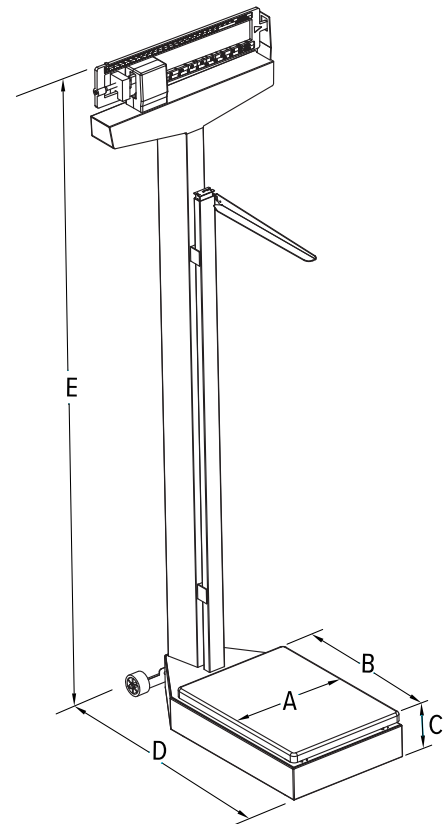
Measures 29.50 to 78.75 in
(75 to 200 cm)

Height Division:

0.25 in (5 mm)

Warranty:

Two-year limited



Part Number/Price

Part #	Model #	Capacity	Price
195264	RL-MPS-50	450 lb × 4 oz (200 kg × 100 g)	\$380.00

Shipping Weight

Part #	Model #	L × W × H	Package Wgt. (lb)	Dim Wgt. (lb)	Shipping Wgt. (lb)
195264	RL-MPS-50	60 × 21 × 5 in	39	46	46



Dimensions

	Inches	Centimeters
A	10.75	27.3
B	14.75	37.5
C	4.13	10.5
D	22.30	56.6
E	58.50	148.6

150-10-5

Digital Physician Scale

HEALTH SCALES



EYE-LEVEL

Standard Features

- Large push-button LCD display
- Antimicrobial keypad
- Large, stable scale base
- Integrated height rod
- Nonslip rubber mat, removable for cleaning
- Two wheels for easy transport
- Unit of measure toggle or locking
- Motiontrap™ movement compensation technology
- EMR capable
- Serial and USB data communication ports
- Bluetooth® BLE 4.0 available, part number selectable
- Hold function
- Zero function
- BMI (body mass index) function
- Factory calibrated

Specifications

Capacity:

550 × 0.2 lb (250 × 0.1 kg)

Platform Dimensions:

(L × W × H)

14.70 × 14.70 × 3.00 in

Height Rod:

Measures from 27.50 to 82.00 in
(70 to 208 cm)

Power:

9 VDC, provided by six AA alkaline batteries (included) or AC adapter (optional)

Battery Type:

Six AA alkaline (included)

Battery Use:

25 hours continuous use with batteries
Automatic power-off can be configured

Display:

5-digit LCD display,
0.75 in (1.9 cm) digit height

Temperature:

Operating:
50 °F to 104 °F (10 °C to 40 °C)

Warranty:

Two-year limited

Part Number/Price

Part #	Model #	Capacity	Price
119113	150-10-5	550 × 0.2 lb (250 × 0.1 kg) with USB	\$695.00
194726	150-10-5BLE	550 × 0.2 lb (250 × 0.1 kg) with Bluetooth® BLE 4.0	\$930.00

Shipping Weight

Part #	Model #	L × W × H	Package Wgt. (lb)	Dim Wgt. (lb)	Shipping Wgt. (lb)
119113	150-10-5	30 × 18 × 9 in	26	35	35
194726	150-10-5BLE	30 × 18 × 9 in	26	35	35

Options/Accessories

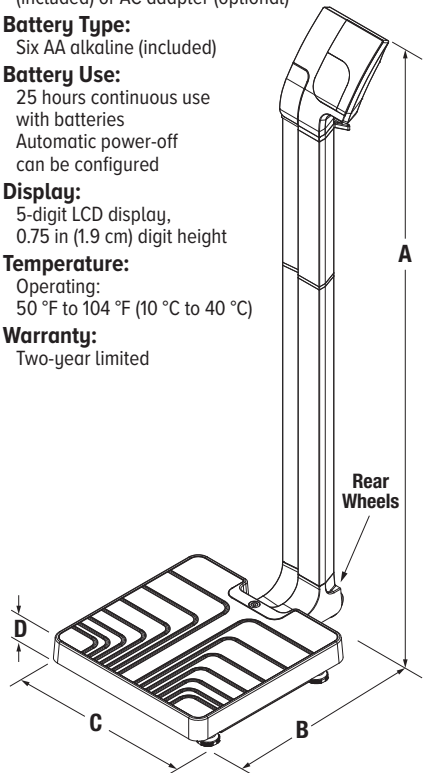
Part #	Description	Price
115655 †	9 VDC adapter, 120 V/230 V auto switching, medical grade, cULus recognized	\$43.00
133077 †	9 VDC adapter, 120 V/230 V auto switching	\$30.00
102508 ††	9 VDC adapter, 230 V	\$30.00
81076	Epson TM-U220 tape printer	\$445.00
186830	Printer cable, 25-pin D-Sub male to RJ-45, 6 ft	\$69.00



† NEMA 1-15 Plug



†† CEE 7/16 Plug



Dimensions

	Inches	Centimeters
A	54.00	137.2
B	22.40	56.9
C	14.70	37.5
D	3.00	7.6



WAIST-LEVEL

Standard Features

- Large push-button LCD display
- Antimicrobial keypad
- Large, stable scale base
- Two wheels for easy transport
- Nonslip rubber mat, removable for cleaning
- Unit of measure toggle or locking
- Motiontrap™ movement compensation technology
- EMR capable
- Serial and USB data communication ports
- Bluetooth® BLE 4.0 available, part number selectable
- Hold function
- Zero function
- BMI (body mass index) function
- Factory calibrated

Specifications

Capacity:

550 × 0.2 lb (250 × 0.1 kg)

Platform Dimensions:

(L × W × H)

14.70 × 14.70 × 3.00 in

Power:

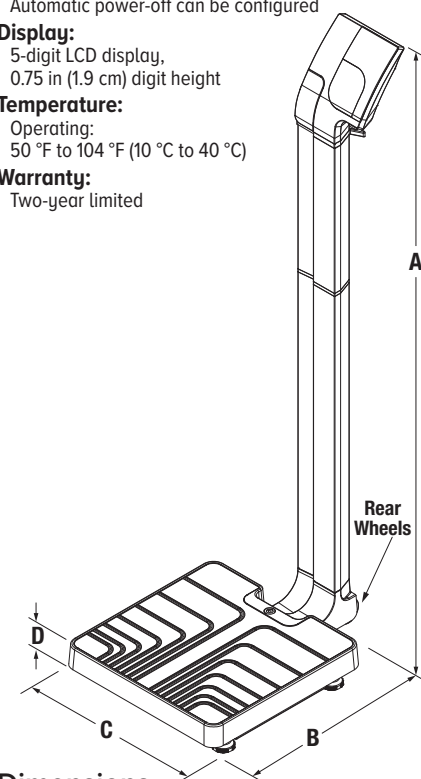
9 VDC, provided by six AA alkaline batteries (included) or AC adapter (optional)

Battery Type:

Six AA alkaline (included)

Battery Use:
25 hours continuous use with batteries
Automatic power-off can be configured
Display:
5-digit LCD display,
0.75 in (1.9 cm) digit height
Temperature:
Operating:
50 °F to 104 °F (10 °C to 40 °C)
Warranty:

Two-year limited



Part Number/Price

Part #	Model #	Capacity	Price
161786	150-10-6	550 × 0.2 lb (250 × 0.1 kg) with USB	\$675.00
194732	150-10-6BLE	550 × 0.2 lb (250 × 0.1 kg) with Bluetooth® BLE 4.0	\$910.00

Shipping Weight


Part #	Model #	L × W × H	Package Wgt. (lb)	Dim Wgt. (lb)	Shipping Wgt. (lb)
161786	150-10-6	30 × 19 × 9 in	25	37	37
194732	150-10-6BLE	30 × 19 × 9 in	25	37	37

Options/Accessories

Part #	Description	Price
115655 †	9 VDC adapter, 120 V/230 V auto switching, medical grade, cULus recognized	\$43.00
133077 †	9 VDC adapter, 120 V/230 V auto switching	\$30.00
102508 ††	9 VDC adapter, 230 V	\$30.00
81076	Epson TM-U220 tape printer	\$445.00
186830	Printer cable, 25-pin D-Sub male to RJ-45, 6 ft	\$69.00



† NEMA 1-15 Plug



†† CEE 7/16 Plug

Dimensions

	Inches	Centimeters
A	48.40	123.0
B	22.40	56.9
C	14.70	37.5
D	3.00	7.6

150-10-7

Digital Physician Scale

HEALTH SCALES



FLOOR-LEVEL

Standard Features

- Large push-button LCD display
- Antimicrobial keypad
- Large, stable scale base
- Nonslip rubber mat, removable for cleaning
- Unit of measure toggle or locking
- Motiontrap™ movement compensation technology
- EMR capable
- Serial and USB data communication ports
- Bluetooth® BLE 4.0 available, part number selectable
- Hold function
- Zero function
- BMI (body mass index) function
- Factory calibrated

Specifications

Capacity:

550 × 0.2 lb (250 × 0.1 kg)

Platform Dimensions:

(L × W × H)

14.70 × 14.70 × 3.00 in

Power:

9 VDC, provided by six AA alkaline batteries (included) or AC adapter (optional)

Battery Type:

Six AA alkaline (included)

Battery Use:

25 hours continuous use with batteries
Automatic power-off can be configured

Display:

5-digit LCD display, 0.75 in (1.9 cm) digit height

Cable Length:

6 ft (1.8 m) cable between scale base and indicator

Temperature:

Operating:
50 °F to 104 °F (10 °C to 40 °C)

Warranty:

Two-year limited

Part Number/Price

Part #	Model #	Capacity	Price
121304	150-10-7	550 × 0.2 lb (250 × 0.1 kg) with USB	\$555.00
194728	150-10-7BLE	550 × 0.2 lb (250 × 0.1 kg) with Bluetooth® BLE 4.0	\$790.00

Shipping Weight

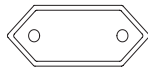
Part #	Model #	L × W × H	Package Wgt. (lb)	Dim Wgt. (lb)	Shipping Wgt. (lb)
121304	150-10-7	25 × 18 × 6 in	17	20	20
194728	150-10-7BLE	25 × 18 × 6 in	17	20	20

Options/Accessories

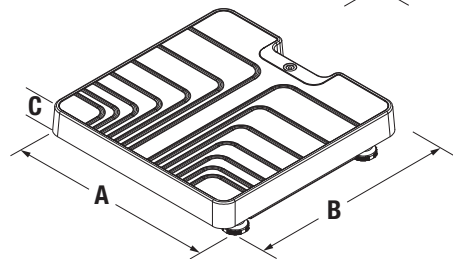
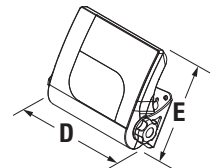
Part #	Description	Price
115655 †	9 VDC adapter, 120 V/230 V auto switching, medical grade, cULus recognized	\$43.00
102508 ††	9 VDC adapter, 230 V	\$30.00
133077 †	9 VDC adapter, 120 V/230V auto switching	\$30.00
107445	Carrying case	\$92.00
81076	Epson TM-U220 tape printer	\$445.00
186830	Printer cable, 25-pin D-Sub male to RJ-45, 6 ft	\$69.00



† NEMA 1-15 Plug



†† CEE 7/16 Plug



Dimensions

	Inches	Centimeters
A	14.70	37.5
B	14.70	37.5
C	3.00	7.6
D	7.80	19.8
E	6.70	17.0

FLOOR LEVEL WITH
ATTACHED INDICATOR

Standard Features

- Large push-button LCD display
- Antimicrobial keypad
- Large, stable scale base
- Nonslip rubber mat, removable for cleaning
- Unit of measure toggle or locking
- Motiontrap™ movement compensation technology
- EMR capable
- USB or Bluetooth® BLE 4.0 available, part number selectable
- Hold function
- Zero function
- BMI (body mass index) function
- Factory calibrated

Specifications

Capacity:

550 × 0.2 lb (250 × 0.1 kg)

Platform Dimensions:

(L × W × H)

14.70 × 14.70 × 3.00 in

Power:

9 VDC, provided by six AA alkaline batteries (included) or AC adapter (optional)

Battery Type:

Six AA alkaline (included)

Battery Use:
25 hours continuous use with batteries
Automatic power-off can be configured
Temperature:
Operating:
50 °F to 104 °F (10 °C to 40 °C)
Display:

5-digit LCD display, 0.75 in (1.9 cm) digit height

Warranty:

Two-year limited

Part Number/Price

Part #	Model #	Capacity	Price
224055	150-10-8	550 × 0.2 lb (250 × 0.1 kg) with USB	\$575.00
224056	150-10-8BLE	550 × 0.2 lb (250 × 0.1 kg) with Bluetooth® BLE 4.0	\$810.00

Shipping Weight

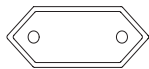
Part #	Model #	L × W × H	Package Wgt. (lb)	Dim Wgt. (lb)	Shipping Wgt. (lb)
224055	150-10-8	12.7 × 22.4 × 14.7 in	25	37	37
224056	150-10-8BLE	12.7 × 22.4 × 14.7 in	25	37	37

Options/Accessories

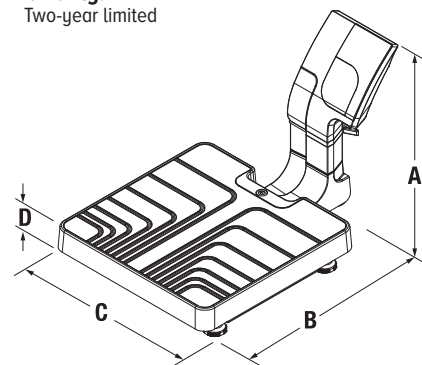
Part #	Description	Price
115655 †	9 VDC adapter, 120 V/230 V auto switching, medical grade, cULus recognized	\$43.00
133077 †	9 VDC adapter, 120 V/230 V auto switching	\$30.00
102508 ††	9 VDC adapter, 230 V	\$30.00
81076	Epson TM-U220 tape printer	\$445.00
186830	Printer cable, 25-pin D-Sub male to RJ-45, 6 ft	\$69.00



† NEMA 1-15 Plug



†† CEE 7/16 Plug



Dimensions

	Inches	Centimeters
A	12.70	32.3
B	22.40	56.9
C	14.70	37.4
D	3.00	7.6

RL-WMS-10

Wall Mount Stadiometer

HEALTH SCALES



Standard Features

- Aluminum construction
- Folding headpiece makes the product compact when not in use
- Measures both inches and centimeters
- Hardware included for mounting to metal, wood or drywall walls

Specifications

Measurement Range:
23 to 82 in (60 to 210 cm)
Height Divisions:
1/16 in (1 mm)
Warranty:
One-year limited

Part Number/Price

Part #	Model #	Measuring Range × Graduation Length	Price
206553	RL-WMS-10	23 to 82 × 1/16 in (60 to 120 cm × 1 mm)	\$103.00





Standard Features

- Painted beam
- Sturdy, enameled steel body
- Easy-to-clean ABS plastic tray
- Dual-read capacity; lb and kg
- Built-in measuring tape

Specifications

Capacity:

135 lb × 1 oz (62 kg × 20 g)

Measuring Tape:

Measures 0 to 23 in
(0 to 58 cm)

Warranty:

Two-year limited

Part Number/Price

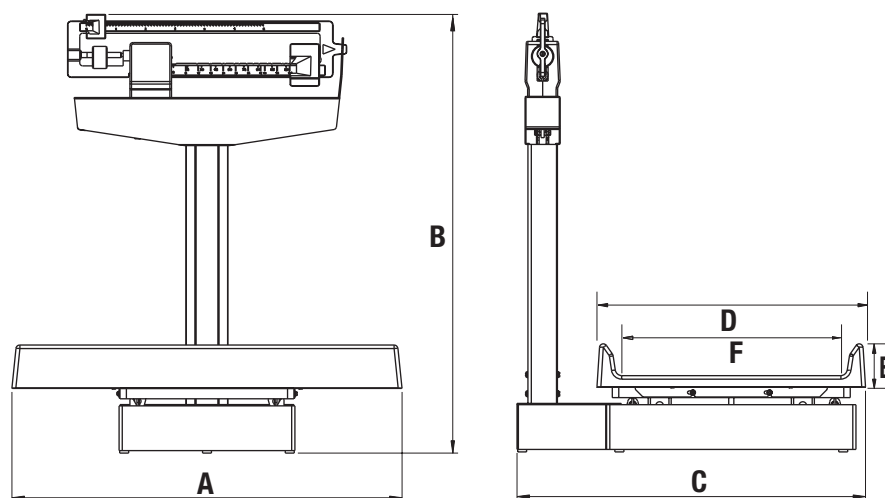
Part #	Model #	Capacity	Price
131470	RL-MIS	135 lb × 1 oz (62 kg × 20 g)	\$370.00

Shipping Weight

Part #	Model #	L × W × H	Package Wgt. (lb)	Dim Wgt. (lb)	Shipping Wgt. (lb)
131470	RL-MIS	28 × 20 × 14 in	30	57	57

Dimensions

	Inches	Centimeters		Inches	Centimeters
A	24.00	61.0	D	16.50	41.9
B	27.00	68.6	E	2.70	6.8
C	21.50	54.5	F	13.39	34.0



RL-MIS-20

Mechanical Baby Scale



KG Only

Standard Features

- Painted beam
- Sturdy, enameled steel body
- Easy-to-clean ABS plastic tray
- Unit of measure: kg
- Built-in measuring tape

Specifications

Capacity:

70 kg × 20 g

Measuring Tape:

0 to 58 cm

Warranty:

Two-year limited

Part Number/Price

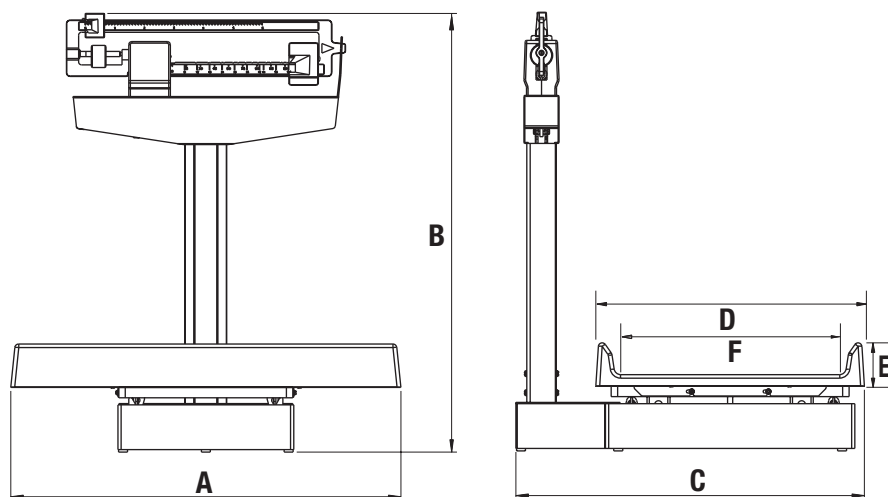
Part #	Model #	Capacity	Price
131471	RL-MIS-20	70 kg × 20 g	\$370.00

Shipping Weight

Part #	Model #	L × W × H	Package Wgt. (lb)	Dim Wgt. (lb)	Shipping Wgt. (lb)
131471	RL-MIS-20	28 × 20 × 14 in	30	57	57

Dimensions

	Centimeters		Centimeters
A	61.0	D	41.9
B	68.6	E	6.8
C	54.5	F	34.0



Digital Baby Scale

Suspended Infant

HEALTH SCALES

Standard Features

- Hold function
- Units of measure lb/lb, oz/kg
- Adjustable automatic shut-off
- Ergonomic handheld design
- Battery operated, two AA batteries (included)
- Carrying case and top S-hook (included)
- Captured lower hook, removable upper hook (both hooks included)

Specifications

Capacity:

OS-10:

22 lb × 0.02 lb
22 lb × 0.25 oz
10 kg × 0.01 kg

OS-25:

55 lb × 0.05 lb
55 lb × 0.5 oz
25 kg × 0.02 kg

OS-45:

99 lb × 0.1 lb
99 lb × 1 oz
45 kg × 0.05 kg

Power:

Two AA batteries (included)

Operating Temperature:

32 °F to 104 °F (0 °C to 40 °C)

Warranty:

One-year limited

Approvals:

CE Approved

Sturdy steel
closed loop S-hook
for safety

Carrying case

Model OS-10/25/45

Approvals



Part Number/Price

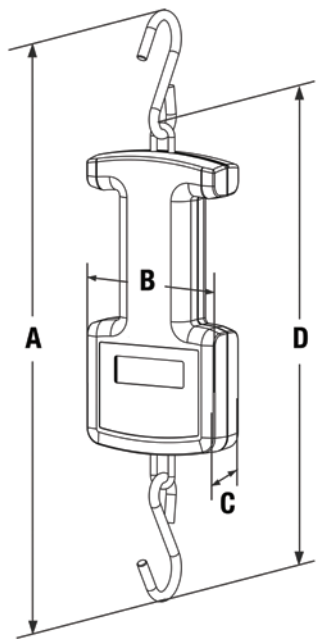
Part #	Model	Capacity	Est. Weight	Price
130292	OS-10	10 × 0.01 kg (22 × 0.02 lb) (22 lb × 1/4 oz)	1.25 lb	\$125.00
130293	OS-25	25 × 0.02 kg (55 × 0.05 lb) (55 lb × 1/2 oz)	1.25 lb	\$125.00
130294	OS-45	45 × 0.05 kg (99 × 0.1 lb) (99 lb × 1 oz)	1.25 lb	\$125.00

Options/Accessories

Part #	Description	Price
141444	Suspended pediatric sling seat trousers	\$8.00



Suspended sling seat




Dimensions

	Inches	Centimeters
A	14.30	36.3
B	3.60	9.9
C	1.30	3.3
D	11.60	29.5

RL-DBS

Digital Baby Scale

HEALTH SCALES



Standard Features

- Large 1-in LCD display
- Unit of measure locking
- Recall function to view last weight
- Automatic shut-off for long battery life
- Built-in measuring tape
- Optional carrying case

Specifications

Capacity:

44 lb × 0.5 oz (20 kg × 10 g)

Power:

Four AA alkaline batteries (included)
or AC adapter (included)

Battery Type:

Four AA alkaline (included)

Measuring Tape:

0 to 22.5 in (0 to 57 cm)

Approvals:

AC adapter: cULus

Warranty:

Two-year limited

Part Number/Price

Part #	Model #	Capacity	Price
107423	RL-DBS	44 lb × 0.5 oz (20 kg × 10 g), includes 120 VAC adapter	\$185.00
112571	RL-DBS	44 lb × 0.5 oz (20 kg × 10 g), includes 230 VAC adapter	\$190.00

Shipping Weight

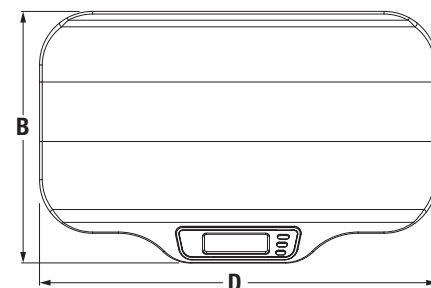
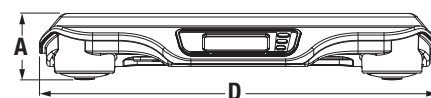
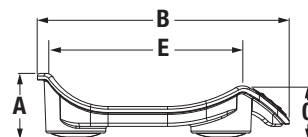
Part #	Model #	L × W × H	Package Wgt. (lb)	Dim Wgt. (lb)	Shipping Wgt. (lb)
107423	RL-DBS 120 V	27 × 18 × 7 in	10	21	21
112571	RL-DBS 230 V	27 × 18 × 7 in	10	21	21

Options/Accessories

Part #	Description	Price
112570	Carrying case	\$56.00



Optional Transport/Carrying Case



Dimensions

	Inches	Centimeters
A	3.90	9.9
B	15.00	38.1
C	3.10	7.8
D	23.60	59.9
E	11.00	27.9

RL-DBS-2

Digital Baby Scale

HEALTH SCALES



Standard Features

- Large 1-inch LCD display
- Dual-range capacity for increased precision
- Accuracy within 5 g
- Unit of measure locking
- Recall function to view last weight
- Automatic shut-off for long battery life
- Built-in measuring tape
- Optional carrying case

Specifications

Capacity:

Range 1: 0 to 22 lb × 0.2 oz
(0 to 10 kg × 5 g)

Power:

Four AA alkaline batteries (included)
or AC adapter (included)

Battery Type:

Four AA alkaline (included)

Measuring Tape:

0 to 22.5 in (0 to 57 cm)

Approvals:

AC adapter: cULus

Warranty:

Two-year limited

Part Number/Price

Part #	Model #	Capacity	Price
155922	RL-DBS-2	0 to 22 lb × 0.2 oz, 22 to 44 lb × 0.5 oz (0 to 10 kg × 5 g, 10 to 20 kg × 10 g) includes 120 VAC adapter	\$220.00

Shipping Weight

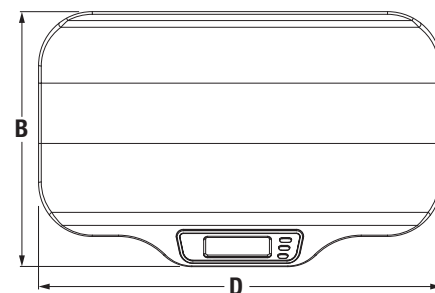
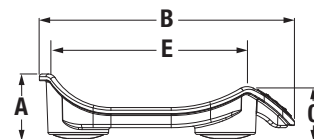
Part #	Model #	L × W × H	Package Wgt. (lb)	Dim Wgt. (lb)	Shipping Wgt. (lb)
155922	RL-DBS-2 120 V	28 × 18 × 6 in	10	22	22

Options/Accessories

Part #	Description	Price
112570	Carrying Case	\$56.00



Optional Transport/Carrying Case



Dimensions

	Inches	Centimeters
A	3.90	9.9
B	15.00	38.1
C	3.10	7.8
D	23.60	59.9
E	11.00	27.9

650-10-1

Neonatal Scale

HEALTH SCALES



Standard Features

- LCD display
- Dual-range capacity for increased precision
- Unit of measure locking
- Automatic shut-off for long battery life
- Motiontrap™ movement compensation technology
- Built-in measuring tape

Specifications

Capacity:

Range 1: 0 to 10 lb × 0.05 oz (0 to 5 kg × 1 g)
Range 2: 10 to 33 lb × 0.1 oz (5 to 15 kg × 2 g)

Power:

9 VDC, provided by six AA lithium batteries (included) or AC adapter (optional)

Measuring Tape:

0 to 23.5 in × 0.125 in
(0 to 60 cm × 0.25 cm)

Battery Type:

Six Li-FeS2 batteries

Temperature:

Operating:
50 °F to 95 °F (10 °C to 35 °C)

Display:

5-digit LCD display, 0.75 in (1.9 cm) digit height

Warranty:

Two-year limited

Part Number/Price

Part #	Model #	Capacity	Price
161784	650-10-1	0 to 10 lb × 0.05 oz, 10 to 33 lb × 0.1 oz (0 to 5 kg × 1 g, 5 to 15 kg × 2 g)	\$765.00

Shipping Weight

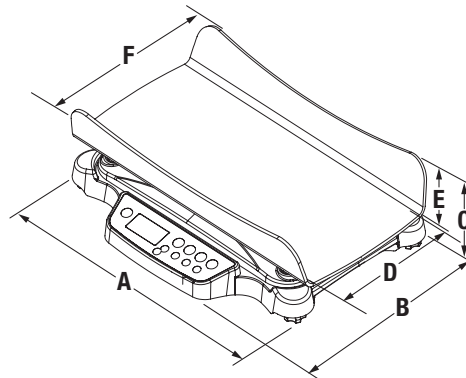
Part #	Model #	L × W × H	Package Wgt. (lb)	Dim Wgt. (lb)	Shipping Wgt. (lb)
161784	650-10-1	18 × 28 × 11 in	25	40	40

Options/Accessories

Part #	Description	Price
165138	9 VDC adapter, 100/240 V medical grade, cULus recognized	\$55.00

Dimensions

	Inches	Centimeters
A	24.00	60.8
B	19.00	48.2
C	6.750	17.1
D	17.00	43.2
E	3.11	7.9
F	13.34	33.9





Standard Features

- Large LCD display
- Antimicrobial keypad
- Handrail for support and safety
- Two wheels for easy transport
- Nonslip platform
- Unit of measure toggle or locking
- Motiontrap™ movement compensation technology
- EMR capable
- Tare function
- Hold function
- BMI (body mass index) function
- Factory calibrated
- Optional height rod can be installed on-site

Specifications

Capacity:

800 × 0.2 lb (360 × 0.1 kg)

Platform Dimensions:

(L × W × H)

23.50 × 23.50 × 2.75 in

Optional Height Rod Dimensions:

30 to 83.12 in (77 to 211 cm)

Power:

9 VDC, provided by six AA alkaline batteries (included) or AC adapter (optional)

Battery Type:

Six AA alkaline (included)

Battery Use:

25 hours continuous use with batteries
Automatic power-off can be configured

Display:

5-digit LCD display, 0.75 in (1.9 cm) digit height

Temperature:

Operating:
50 °F to 104 °F (10 °C to 40 °C)

Warranty:

Two-year limited

Part Number/Price

Part #	Model #	Capacity	Price
170139	260-10-1	800 × 0.2 lb (360 × 0.1 kg) with USB	\$1,295.00

Shipping Weight

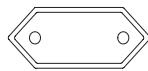
Part #	Model #	L × W × H	Package Wgt. (lb)	Dim Wgt. (lb)	Shipping Wgt. (lb)
170139	260-10-1	40 × 40 × 10 in	58	116	116
172958	Height rod	33 × 9 × 3 in	3	7	7

Options/Accessories

Part #	Description	Price
133077 †	9 VDC adapter, 120 V/230 V auto switching	\$30.00
102508 ††	9 VDC adapter, 230 V	\$30.00
172958	Height rod 30 to 83 in (77 to 210 cm)	\$75.00
81076	Epson TM-U220 tape printer	\$445.00
186830	Printer cable, 25-pin D-Sub male to RJ-45, 6 ft	\$69.00



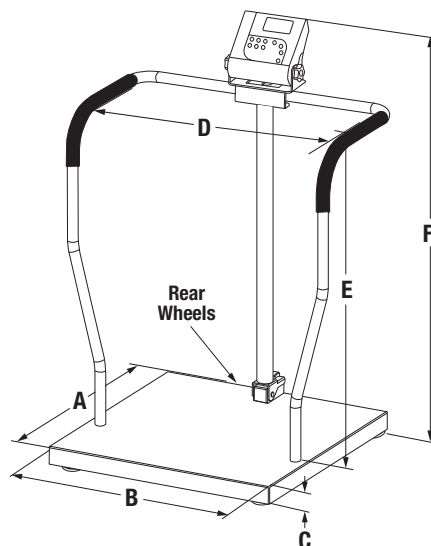
† NEMA 1-15 Plug



†† CEE 7/16 Plug

Dimensions

	Inches	Centimeters
A	24.00	61.0
B	24.00	61.0
C	2.750	7.0
D	25.50	65.0
E	33.50	85.0
F	43.00	109.0



250-10-2

Bariatric Handrail Scale



Standard Features

- Large LCD display
- Antimicrobial keypad
- Handrail for support and safety
- Two wheels for easy transport
- Nonslip platform
- Unit of measure toggle or locking
- Motiontrap™ movement compensation technology
- EMR capable
- Serial and USB data communication ports
- Bluetooth® BLE 4.0 available, part number selectable
- Tare function
- Hold function
- BMI (body mass index) function
- Factory calibrated

Specifications

Capacity:

1,000 × 0.2 lb (450 × 0.1 kg)

Platform Dimensions:

(L × W × H)

25.00 × 20.00 × 3.00 in

Power:

9 VDC, provided by six AA alkaline batteries (included) or AC adapter (optional)

Battery Type:

Six AA alkaline (included)

Battery Use:

25 hours continuous use with batteries
Automatic power-off can be configured

Display:

5-digit LCD display, 0.75 in (1.9 cm) digit height

Temperature:

Operating:
50 °F to 104 °F (10 °C to 40 °C)

Warranty:

Two-year limited

Part Number/Price

Part #	Model #	Capacity	Price
133119	250-10-2	1,000 × 0.2 lb (450 × 0.1 kg) with USB	\$1,415.00
194733	250-10-2BLE	1,000 × 0.2 lb (450 × 0.1 kg) Bluetooth® BLE 4.0	\$1,650.00

Shipping Weight

Part #	Model #	L × W × H	Package Wgt. (lb)	Dim Wgt. (lb)	Shipping Wgt. (lb)
133119	250-10-2	45 × 29 × 9 in	66	85	85
194733	250-10-2BLE	45 × 29 × 9 in	66	85	85

Options/Accessories

Part #	Description	Price
115655 †	9 VDC adapter, 120 V/230 V auto switching, medical grade, cULus recognized	\$43.00
133077 †	9 VDC adapter, 120 V/230 V auto switching	\$30.00
102508 ††	9 VDC adapter, 230 V	\$30.00
81076	Epson TM-U220 tape printer	\$445.00
186830	Printer cable, 25-pin D-Sub male to RJ-45, 6 ft	\$69.00



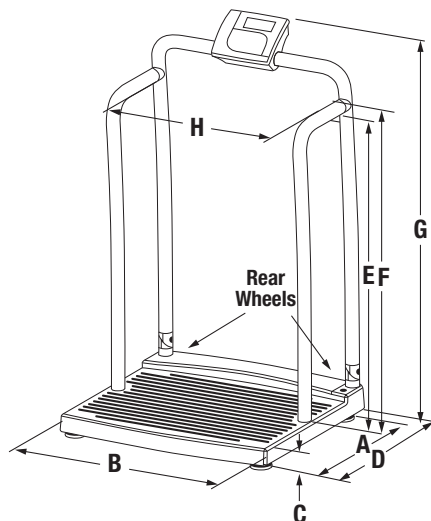
† NEMA 1-15 Plug



†† CEE 7/16 Plug

Dimensions

	Inches	Centimeters
A	20.00	50.8
B	25.00	63.5
C	3.00	7.6
D	25.00	63.5
E	34.00	86.4
F	44.50	113.0
G	21.71	55.1



20 INCH
SEAT WIDTH

Standard Features

- Large LCD display
- Antimicrobial keypad
- Handrail for support and safety
- Padded seat with backrest
- Two wheels for easy transport
- Nonslip platform
- Unit of measure toggle or locking
- Motiontrap™ movement compensation technology
- EMR capable
- Serial and USB data communication ports
- Bluetooth® BLE 4.0 available, part number selectable
- Tare function
- Hold function
- BMI (body mass index) function
- Factory calibrated

Specifications

Capacity:

1,000 × 0.2 lb (450 × 0.1 kg)

Platform Dimensions:

(L × W × H)

25.00 × 20.00 × 3.00 in

Power:

9 VDC, provided by six AA alkaline batteries (included) or AC adapter (optional)

Battery Type:

Six AA alkaline (included)

Battery Use:

25 hours continuous use with batteries
Automatic power-off can be configured

Display:

5-digit LCD display, 0.75 in (1.9 cm) digit height

Temperature:

Operating:

50 °F to 104 °F (10 °C to 40 °C)

Warranty:

Two-year limited

Part Number/Price

Part #	Model #	Capacity	Price
133120	250-10-4	1,000 × 0.2 lb (450 × 0.1 kg) with USB	\$2,160.00
194734	250-10-4BLE	1,000 × 0.2 lb (450 × 0.1 kg) Bluetooth® BLE 4.0	\$2,395.00

Shipping Weight

Part #	Model #	L × W × H	Package Wgt. (lb)	Dim Wgt. (lb)	Shipping Wgt. (lb)
133120	250-10-4	32 × 27 × 46 in	70	286	286
194734	250-10-4BLE	32 × 27 × 46 in	70	286	286

Options/Accessories

Part #	Description	Price
115655 †	9 VDC adapter, 120 V/230 V auto switching, medical grade, cULus recognized	\$43.00
133077 †	9 VDC adapter, 120 V/230 V auto switching	\$30.00
102508 ††	9 VDC adapter, 230 V	\$30.00
81076	Epson TM-U220 tape printer	\$445.00
186830	Printer cable, 25-pin D-Sub male to RJ-45, 6 ft	\$69.00



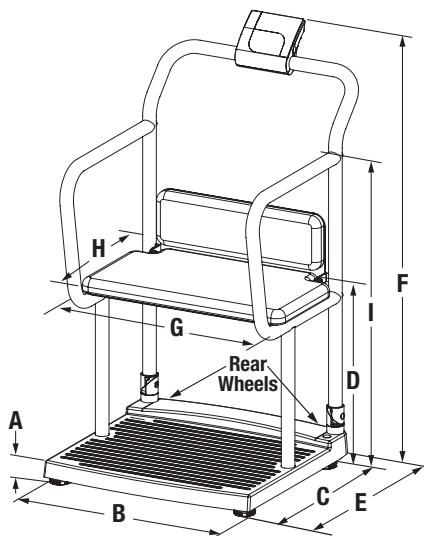
† NEMA 1-15 Plug



†† CEE 7/16 Plug

Dimensions

	Inches	Centimeters
A	3.00	7.6
B	25.70	65.3
C	25.20	64.0
D	21.60	54.9
E	32.00	81.1
F	47.50	120.7
G	20.00	50.8
H	12.00	30.5



RL-MCS

Mechanical Chair Scale

HEALTH SCALES



16 INCH
SEAT WIDTH

Standard Features

- Swing-up arms for easy access and exit
- Fold-up footrest
- Sturdy enameled, steel frame
- Dual read die-cast beam
- Polypropylene seat with ABS armrests
- Heavy-duty wheels; two back wheels lock, two front wheels swivel

Specifications

Capacity:

Lb only beam 450 lb × 4 oz
Kg only beam 200 kg × 100 g

Warranty:

Two-year limited

Part Number/Price

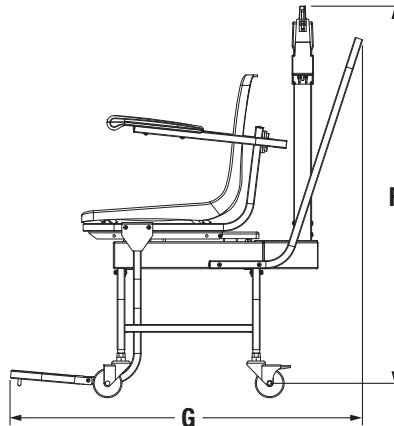
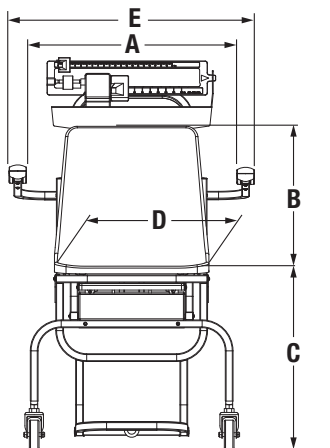
Part #	Model #	Capacity	Price
172098	RL-MCS-LB	450 lb × 4 oz	\$725.00
172099	RL-MCS-KG	200 kg × 100 g	\$725.00

Shipping Weight

Part #	Model #	L × W × H	Package Wgt. (lb)	Dim Wgt. (lb)	Shipping Wgt. (lb)
172098	RL-MCS-LB	29 × 25 × 25 in	79	131	131
172099	RL-MCS-KG	29 × 25 × 25 in	79	131	131

Dimensions

	Inches	Centimeters
A	21.50	54.6
B	14.20	36.1
C	14.80	37.6
D	16.00	40.6
E	35.70	90.7
F	38.40	97.5





20 INCH
SEAT WIDTH

Standard Features

- Large LCD display
- Enameled tubular steel frame
- Four heavy-duty caster wheels
- Swing-up arms
- Side-folding footrests
- Molded seat
- Motiontrap™ movement compensation technology
- Unit of measure toggle or locking
- EMR cap able
- USB data communication port
- Tare function
- Hold function
- BMI (body mass index) function
- Factory calibrated

Specifications

Capacity:

660 × 0.2 lb (300 × 0.1 kg)

Power:

9 VDC, provided by six AA alkaline batteries (included) or AC adapter (optional)

Battery Type:

Six AA alkaline (included)

Battery Use:

25 hours continuous use with batteries
Automatic power-off can be configured

Display:

5-digit LCD display, 0.75 in (1.9 cm) digit height

Warranty:

Two-year limited

Part Number/Price

Part #	Model #	Capacity	Price
166644	560-10-1	660 × 0.2 lb (300 × 0.1 kg)	\$1,290.00

Shipping Weight

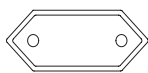
Part #	Model #	L × W × H	Package Wgt. (lb)	Dim Wgt. (lb)	Shipping Wgt. (lb)
166644	560-10-1	33 × 23 × 27 in	65	148	148

Options/Accessories

Part #	Description	Price
133077 †	9 VDC adapter, 120 V/230 V auto switching	\$30.00
102508 ††	9 VDC adapter, 230 V	\$30.00
81076	Epson TM-U220 tape printer	\$445.00
186830	Printer cable, 25-pin D-Sub male to RJ-45, 6 ft	\$69.00



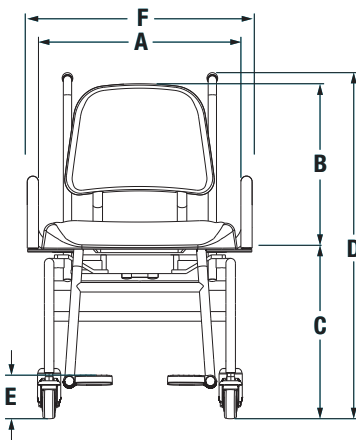
† NEMA 1-15 Plug



†† CEE 7/16 Plug

Dimensions

	Inches	Centimeters
A	20.10	51.1
B	17.30	44.0
C	20.10	51.1
D	36.40	92.5
E	5.90	15.0
F	21.50	54.6
G	34.60	88.0
H	42.90	109.0



550-10-1

Digital Chair Scale



17 INCH
SEAT WIDTH

Standard Features

- Large LCD display
- Antimicrobial keypad
- Enameled tubular steel frame
- Four heavy-duty locking caster wheels
- Swing-up arms
- Flip-up footrest
- Motiontrap™ movement compensation technology
- Unit of measure toggle or locking
- EMR capable
- Serial and USB data communication ports
- Bluetooth® BLE 4.0 available, part number selectable
- Tare function
- Hold function
- BMI (body mass index) function
- Factory calibrated

Specifications

Capacity:

660 × 0.2 lb (300 × 0.1 kg)

Power:

9 VDC, provided by six AA alkaline batteries (included) or AC adapter (optional)

Battery Type:

Six AA alkaline (included)

Battery Use:

25 hours continuous use with batteries
Automatic power-off can be configured

Display:

5-digit LCD display, 0.75 in (1.9 cm) digit height

Temperature:

Operating:
50 °F to 104 °F (10 °C to 40 °C)

Warranty:

Two-year limited

Part Number/Price

Part #	Model #	Capacity	Price
119114	550-10-1	660 × 0.2 lb (300 × 0.1 kg) with USB	\$1,240.00
194740	550-10-1BLE	660 × 0.2 lb (300 × 0.1 kg) with Bluetooth® BLE 4.0	\$1,475.00

Shipping Weight

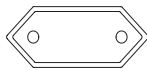
Part #	Model #	L × W × H	Package Wgt. (lb)	Dim Wgt. (lb)	Shipping Wgt. (lb)
119114	550-10-1	29 × 27 × 29 in	54	164	164
194740	550-10-1BLE	29 × 27 × 29 in	54	164	164

Options/Accessories

Part #	Description	Price
115655 †	9 VDC adapter, 120 V/230 V auto switching, medical grade, cULus recognized	\$43.00
133077 †	9 VDC adapter, 120 V/230 V auto switching	\$30.00
102508 ††	9 VDC adapter, 230 V	\$30.00
81076	Epson TM-U220 tape printer	\$445.00
186830	Printer cable, 25-pin D-Sub male to RJ-45, 6 ft	\$69.00



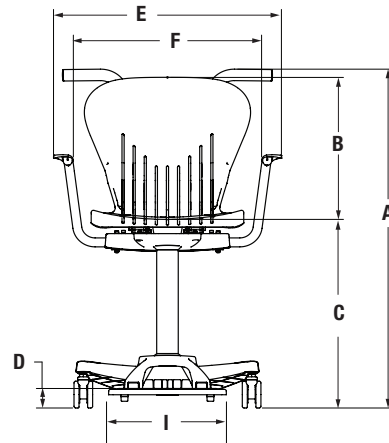
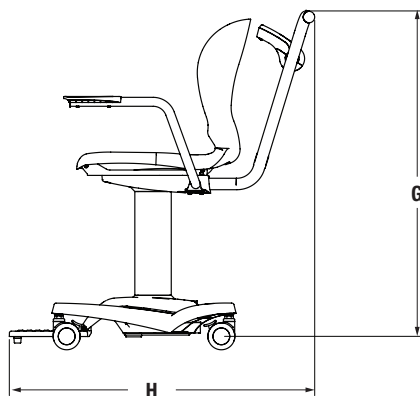
† NEMA 1-15 Plug



†† CEE 7/16 Plug

Dimensions

	Inches	Centimeters
A	37.26	94.6
B	15.61	39.6
C	20.74	52.7
D	2.15	5.5
E	25.06	63.07
F	20.70	52.6
G	35.78	90.9
H	33.58	85.3
I	12.95	32.9



350-10-3M

Dual-ramp Wheelchair Scale

HEALTH SCALES



METAL PLATFORM

Standard Features

- Large LCD display
- Antimicrobial keypad
- Two wheels for easy transport
- Dual ramp
- Nonslip platform
- Motiontrap™ movement compensation technology
- Unit of measure toggle or locking
- EMR capable
- Serial and USB data communication ports
- Bluetooth® BLE 4.0 available, part number selectable
- Tare function
- Hold function
- BMI (body mass index) function
- Factory calibrated
- Easy to store, folded depth is 11.75 in (29.8 cm)

Specifications

Capacity:

1,000 × 0.2 lb (450 × 0.1 kg)

Platform Dimensions:

(L × W × H)
29.50 × 31.50 × 3.15 in

Power:

9 VDC, provided by six AA alkaline batteries (included) or AC adapter (optional)

Battery Type:

Six AA alkaline (included)

Battery Use:

25 hours of continuous use with batteries
Automatic power-off can be configured

Display:

5-digit LCD display, 0.75 in (1.9 cm) digit height

Temperature:

Operating:
50 °F to 104 °F (10 °C to 40 °C)

Warranty:

Two-year limited

Part Number/Price

Part #	Model #	Capacity	Price
193956	350-10-3M	1,000 × 0.2 lb (450 × 0.1 kg) with USB	\$2,395.00
203910	350-10-3MBLE	1,000 × 0.2 lb (450 × 0.1 kg) with Bluetooth® BLE 4.0	\$2,630.00

Shipping Weight


Part #	Model #	L × W × H	Package Wgt. (lb)	Dim Wgt. (lb)	Shipping Wgt. (lb)
193956	350-10-3M	51 × 42 × 14 in	102	216	216
203910	350-10-3MBLE	51 × 42 × 14 in	102	216	216

Options/Accessories

Part #	Description	Price
115655 †	9 VDC adapter, 120 V/230 V auto switching medical grade power supply	\$43.00
133077 †	9 VDC adapter, 120 V/230 V auto switching	\$30.00
102508 ††	9 VDC adapter, 230 V	\$30.00
81076	Epson TM-U220 tape printer	\$445.00
186830	Printer cable, 25-pin D-Sub male to RJ-45, 6 ft	\$69.00



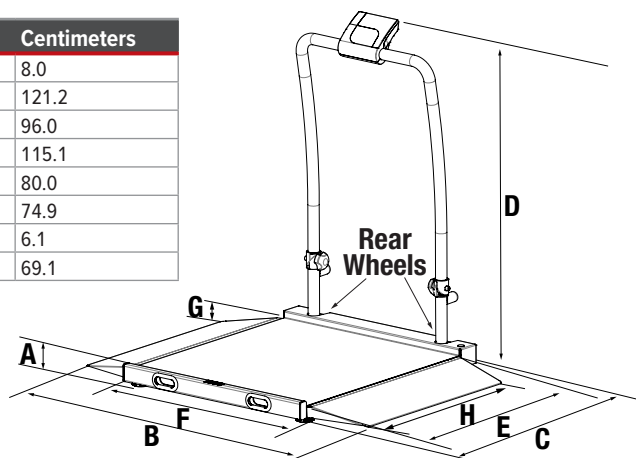
† NEMA 1-15 Plug



†† CEE 7/16 Plug

Dimensions

	Inches	Centimeters
A	3.15	8.0
B	47.70	121.2
C	37.80	96.0
D	45.30	115.1
E	31.50	80.0
F	29.50	74.9
G	2.40	6.1
H	27.20	69.1



350-10-3M in folded position

350-10-2

Single-ramp Wheelchair Scale



WITH HANDRAIL

Standard Features

- Large LCD display
- Antimicrobial keypad
- Two wheels for easy transport
- Single ramp
- Nonslip platform
- Motiontrap™ movement compensation technology
- Unit of measure toggle or locking
- EMR capable
- Serial and USB data communication ports
- Bluetooth® BLE 4.0 available, part number selectable
- Tare function
- Hold function
- BMI (body mass index) function
- Factory calibrated
- Easy to store, folded depth is 11.75 in (29.8 cm)

Specifications

Capacity:

1,000 × 0.2 lb (450 × 0.1 kg)

Platform Dimensions Without Ramp:

(L × W × H)
29.50 × 32.00 × 2.40 in

Power:

9 VDC, provided by six AA alkaline batteries (included) or AC adapter (optional)

Battery Type:

Six AA alkaline (included)

Battery Use:

25 hours of continuous use with batteries
Automatic power-off can be configured

Display:

5-digit LCD display, 0.75 in (1.9 cm) digit height

Temperature:

Operating:
50 °F to 104 °F (10 °C to 40 °C)

Warranty:

Two-year limited

Part Number/Price

Part #	Model #	Capacity	Price
141445	350-10-2	1,000 × 0.2 lb (450 × 0.1 kg) with USB	\$1,415.00
194739	350-10-2BLE	1,000 × 0.2 lb (450 × 0.1 kg) with Bluetooth® BLE 4.0	\$1,650.00

Shipping Weight

Part #	Model #	L × W × H	Package Wgt. (lb)	Dim Wgt. (lb)	Shipping Wgt. (lb)
141445	350-10-2	42 × 41 × 14 in	90	174	174
194739	350-10-2BLE	42 × 41 × 14 in	90	174	174

Options/Accessories

Part #	Description	Price
115655 †	9 VDC adapter, 120 V/230 V auto switching, medical grade, cULus recognized	\$43.00
133077 †	9 VDC adapter, 120 V/230 V auto switching	\$30.00
102508 ††	9 VDC adapter, 230 V	\$30.00
81076	Epson TM-U220 tape printer	\$445.00
186830	Printer cable, 25-pin D-Sub male to RJ-45, 6 ft	\$69.00



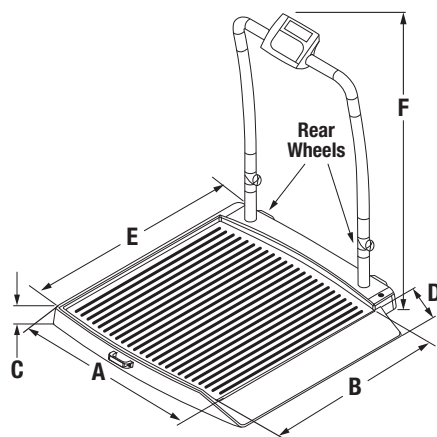
† NEMA 1-15 Plug



†† CEE 7/16 Plug

Dimensions

	Inches	Centimeters
A	29.50	74.9
B	32.00	81.3
C	2.40	6.1
D	9.30	23.5
E	37.50	95.3
F	45.00	114.3



Wheelchair scale in folded position



Standard Features

- Large LCD display
- Antimicrobial keypad
- Two wheels for easy transport
- Single ramp
- Nonslip platform
- Motiontrap™ movement compensation technology
- Unit of measure toggle or locking
- EMR capable
- Serial and USB data communication ports
- Bluetooth® BLE 4.0 available, part number selectable
- Tare function
- Hold function
- BMI (body mass index) function
- Factory calibrated

Specifications

Capacity:

1,000 × 0.2 lb (450 × 0.1 kg)

Platform Dimensions Without Ramp:

(L × W × H)
29.50 × 32.00 × 2.40 in

Power:

9 VDC, provided by six AA alkaline batteries (included) or AC adapter (optional)

Battery Type:

Six AA alkaline (included)

Battery Use:

25 hours of continuous use with batteries
Automatic power-off can be configured

Cable Length:

7 ft (2.1 m) cable between scale base and indicator

Display:

5-digit LCD display, 0.75 in (1.9 cm) digit height

Temperature:

Operating:
50 °F to 104 °F (10 °C to 40 °C)

Warranty:

Two-year limited

Part Number/Price

Part #	Model #	Capacity	Price
141446	350-10-7	1,000 × 0.2 lb (450 × 0.1 kg) with USB	\$1,350.00
194738	350-10-7BLE	1,000 × 0.2 lb (450 × 0.1 kg) with Bluetooth® BLE 4.0	\$1,585.00

Shipping Weight

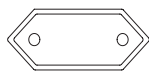
Part #	Model #	L × W × H	Package Wgt. (lb)	Dim Wgt. (lb)	Shipping Wgt. (lb)
141446	350-10-7	45 × 44 × 7 in	78	100	100
194738	350-10-7BLE	45 × 44 × 7 in	78	100	100

Options/Accessories

Part #	Description	Price
115655 †	9 VDC adapter, 120 V/230 V auto switching, medical grade, cULus recognized	\$43.00
133077 †	9 VDC adapter, 120 V/230 V auto switching	\$30.00
102508 ††	9 VDC adapter, 230 V	\$30.00
81076	Epson TM-U220 tape printer	\$445.00
186830	Printer cable, 25-pin D-Sub male to RJ-45, 6 ft	\$69.00



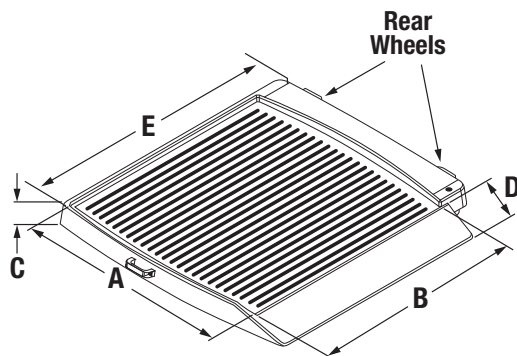
† NEMA 1-15 Plug



†† CEE 7/16 Plug

Dimensions

	Inches	Centimeters
A	29.50	74.9
B	32.00	81.3
C	2.40	6.1
D	9.30	23.5
E	37.50	95.3



350-10-3

Dual-ramp Wheelchair Scale



WITH HANDRAIL

Standard Features

- Large LCD display
- Antimicrobial keypad
- Two wheels for easy transport
- Dual ramp
- Nonslip platform
- Motiontrap™ movement compensation technology
- Unit of measure toggle or locking
- EMR capable
- Serial and USB data communication ports
- Bluetooth® BLE 4.0 available, part number selectable
- Tare function
- Hold function
- BMI (body mass index) function
- Factory calibrated
- Easy to store, folded depth is 11.75 in (29.8 cm)

Specifications

Capacity:

1,000 × 0.2 lb (450 × 0.1 kg)

Platform Dimensions Without Ramps:

(L × W × H)

29.50 × 32.00 × 2.40 in

Power:

9 VDC, provided by six AA alkaline batteries (included) or AC adapter (optional)

Battery Type:

Six AA alkaline (included)

Battery Use:

25 hours of continuous use with batteries
Automatic power-off can be configured

Display:

5-digit LCD display, 0.75 in (1.9 cm) digit height

Temperature:

Operating:
50 °F to 104 °F (10 °C to 40 °C)

Warranty:

Two-year limited

Part Number/Price

Part #	Model #	Capacity	Price
141447	350-10-3	1,000 × 0.2 lb (450 × 0.1 kg) with USB	\$2,170.00
194736	350-10-3BLE	1,000 × 0.2 lb (450 × 0.1 kg) with Bluetooth® BLE 4.0	\$2,405.00

Shipping Weight


Part #	Model #	L × W × H	Package Wgt. (lb)	Dim Wgt. (lb)	Shipping Wgt. (lb)
141447	350-10-3	51 × 42 × 14 in	102	216	216
194736	350-10-3BLE	51 × 42 × 14 in	102	216	216

Options/Accessories

Part #	Description	Price
115655 †	9 VDC adapter, 120 V/230 V auto switching, medical grade, cULus recognized	\$43.00
133077 †	9 VDC adapter, 120 V/230 V auto switching	\$30.00
102508 ††	9 VDC adapter, 230 V	\$30.00
81076	Epson TM-U220 tape printer	\$445.00
186830	Printer cable, 25-pin D-Sub male to RJ-45, 6 ft	\$69.00



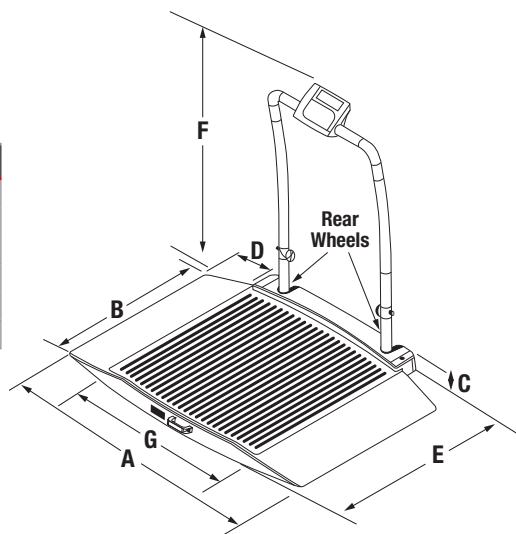
† NEMA 1-15 Plug



†† CEE 7/16 Plug

Dimensions

	Inches	Centimeters
A	48.50	123.2
B	32.00	81.3
C	2.40	6.1
D	9.30	23.6
E	38.00	96.5
F	45.00	114.3



350-10-3 in folded position



Standard Features

- Large LCD display
- Antimicrobial keypad
- Two wheels for portability
- Dual ramp
- Nonslip platform
- Fold-away padded seat with backrest
- Motiontrap™ movement compensation technology
- Unit of measure toggle or locking
- EMR capable
- Serial and USB data communication ports
- Bluetooth® BLE 4.0 available, part number selectable
- Tare function
- Hold function
- BMI (body mass index) function
- Factory calibrated
- Easy to store, folded depth is 11.75 in (29.8 cm)

Specifications

Capacity:
1,000 × 0.2 lb (450 × 0.1 kg)

Platform Dimensions Without Ramps:
(L × W × H)
29.50 × 32.00 × 2.40 in

Power:
9 VDC, provided by six AA alkaline batteries (included) or AC adapter (optional)

Battery Type:
Six AA alkaline (included)

Battery Use:
25 hours of continuous use with batteries
Automatic power-off can be configured

Display:
5-digit LCD display, 0.75 in (1.9 cm) digit height

Temperature:
Operating:
50 °F to 104 °F (14 °C to 40 °C)

Warranty:
Two-year limited

Part Number/Price

Part #	Model #	Capacity	Price
141448	350-10-4	1,000 × 0.2 lb (450 × 0.1 kg) with USB	\$3,115.00
194737	350-10-4BLE	1,000 × 0.2 lb (450 × 0.1 kg) with Bluetooth® BLE 4.0	\$3,350.00

Shipping Weight

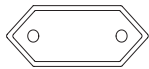
Part #	Model #	L × W × H	Package Wgt. (lb)	Dim Wgt. (lb)	Shipping Wgt. (lb)
141448	350-10-4	51 × 43 × 21 in	132	332	332
194737	350-10-4BLE	51 × 43 × 21 in	132	332	332

Options/Accessories

Part #	Description	Price
115655 †	9 VDC adapter, 120 V/230 V auto switching, medical grade, cULus recognized	\$43.00
133077 †	9 VDC adapter, 120 V/230 V auto switching	\$30.00
102508 ††	9 VDC adapter, 230 V	\$30.00
81076	Epson TM-U220 tape printer	\$445.00
186830	Printer cable, 25-pin D-Sub male to RJ-45, 6 ft	\$69.00



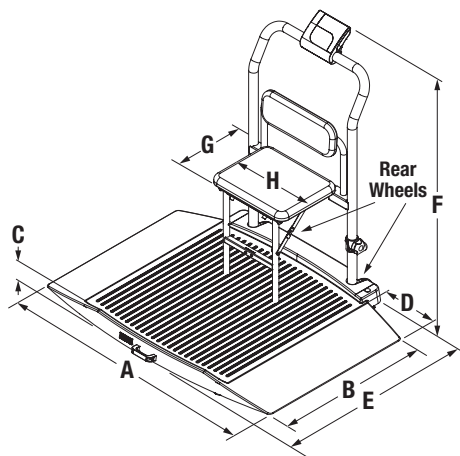
† NEMA 1-15 Plug



†† CEE 7/16 Plug

Dimensions

	Inches	Centimeters
A	48.50	123.2
B	32.00	81.3
C	2.40	6.1
D	9.30	23.6
E	38.00	96.5
F	45.00	114.3
G	6.30	16.0
H	12.00	30.5



350-10-4 in folded position

350-10-8

Dual-ramp Wheelchair Platform Scale

HEALTH SCALES



Standard Features

- Large LCD display
- Antimicrobial keypad
- Two wheels for easy transport
- Dual ramp
- Nonslip platform
- Motiontrap™ movement compensation technology
- Unit of measure toggle or locking
- EMR capable
- Serial and USB data communication ports
- Bluetooth® BLE 4.0 available, part number selectable
- Tare function
- Hold function
- BMI (body mass index) function
- Factory calibrated

Part Number/Price

Part #	Model #	Capacity	Price
141449	350-10-8	1,000 × 0.2 lb (450 × 0.1 kg) with USB	\$2,130.00
194735	350-10-8BLE	1,000 × 0.2 lb (450 × 0.1 kg) with Bluetooth® BLE 4.0	\$2,365.00

Shipping Weight

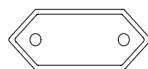
Part #	Model #	L × W × H	Package Wgt. (lb)	Dim Wgt. (lb)	Shipping Wgt. (lb)
141449	350-10-8	53 × 45 × 7 in	86	121	121
194735	350-10-8BLE	53 × 45 × 7 in	86	121	121

Options/Accessories

Part #	Description	Price
115655 †	9 VDC adapter, 120 V/230 V auto switching, medical grade, cULus recognized	\$43.00
133077 †	9 VDC adapter, 120 V/230 V auto switching	\$30.00
102508 ††	9 VDC adapter, 230 V	\$30.00
81076	Epson TM-U220 tape printer	\$445.00
186830	Printer cable, 25-pin D-Sub male to RJ-45, 6 ft	\$69.00



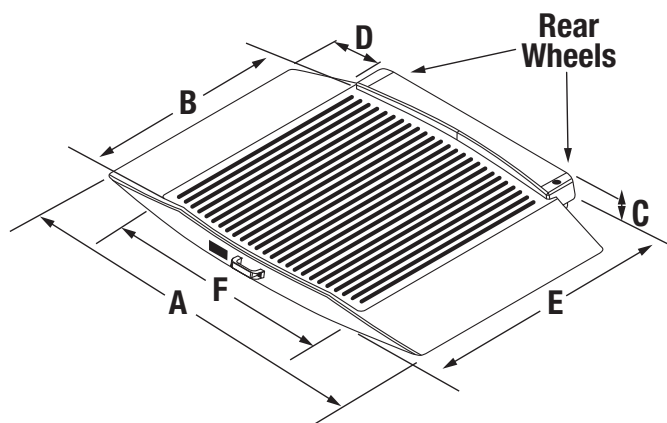
† NEMA 1-15 Plug



†† CEE 7/16 Plug

Dimensions

	Inches	Centimeters
A	48.50	123.2
B	32.00	81.3
C	2.40	6.1
D	9.30	23.6
E	38.00	96.5



Specifications

Capacity:

1,000 × 0.2 lb (450 × 0.1 kg)

Platform Dimensions Without Ramps:

(L × W × H)

29.50 × 32.00 × 2.40 in

Power:

9 VDC, provided by six AA alkaline batteries (included) or AC adapter (optional)

Battery Type:

Six AA alkaline (included)

Battery Use:

25 hours of continuous use with batteries
Automatic power-off can be configured

Cable Length:

7 ft (2.1 m) cable between scale base and indicator

Display:


5-digit LCD display, 0.75 in (1.9 cm) digit height

Temperature:

Operating:
50 °F to 104 °F (10 °C to 40 °C)

Warranty:

Two-year limited



Standard Features

- Large LCD display
- Antimicrobial keypad
- Integrated handles and wheels for easy transport
- Large, stable scale base
- Metal, nonslip platform
- Motiontrap™ movement compensation technology
- Unit of measure toggle or locking
- EMR capable
- Serial and USB data communication ports
- Bluetooth® BLE 4.0 available, part number selectable
- Tare function
- Hold function
- BMI (body mass index) function
- Factory calibrated

Part Number/Price

Part #	Model #	Capacity	Price
150703	RL-350-5	1,000 × 0.2 lb (450 × 0.1 kg) with USB	\$2,250.00
205976	RL-350-5BLE	1,000 × 0.2 lb (450 × 0.1 kg) with Bluetooth® BLE 4.0	\$2,475.00

Shipping Weight


Part #	Model #	L × W × H	Package Wgt. (lb)	Dim Wgt. (lb)	Shipping Wgt. (lb)
150703	RL-350-5	43 × 43 × 11 in	162	147	162
205976	RL-350-5BLE	43 × 43 × 11 in	162	147	162

Options/Accessories

Part #	Description	Price
133077 †	9 VDC adapter, 120 V/230 V auto switching	\$30.00
102508 ††	9 VDC adapter, 230 V	\$30.00
81076	Epson TM-U220 tape printer	\$445.00
186830	Printer cable, 25-pin D-Sub male to RJ-45, 6 ft	\$69.00



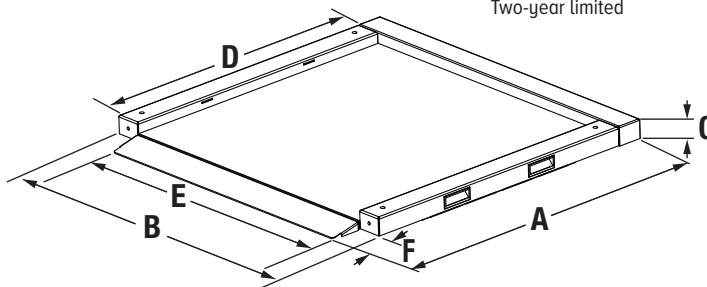
† NEMA 1-15 Plug



†† CEE 7/16 Plug

Dimensions

	Inches	Centimeters
A	41.00	104.1
B	40.00	101.6
C	2.20	5.6
D	34.00	86.4
E	34.00	86.4
F	3.70	9.4



Specifications

Capacity:
1,000 × 0.2 lb (450 × 0.1 kg)

Platform Dimensions Without Ramp:
(L × W × H)
34.0 × 34.0 × 2.2 in

Power:
9 VDC, provided by six AA alkaline batteries (included) or AC adapter (optional)

Battery Type:
Six AA alkaline (included)

Battery Use:
25 hours of continuous use with batteries
Automatic power-off can be configured

Cable Length:
9 ft (2.7 m) cable between scale base and indicator


Display:
5-digit LCD display, 0.75 in (1.9 cm) digit height

Temperature:
Operating:
50 °F to 104 °F (10 °C to 40 °C)

Warranty:
Two-year limited

RL-350-6

Dual-ramp Portable Bariatric Wheelchair Scale



Standard Features

- Large LCD display
- Antimicrobial keypad
- Integrated handles and wheels for easy transport
- Dual ramp
- Large, stable scale base
- Metal, nonslip platform
- Unit of measure toggle or locking
- Motiontrap™ movement compensation technology
- EMR capable
- Serial and USB data communication ports
- Bluetooth® BLE 4.0 available, part number selectable
- Tare function
- Hold function
- BMI (body mass index) function
- Factory calibrated

Part Number/Price

Part #	Model #	Capacity	Price
150704	RL-350-6	1,000 × 0.2 lb (450 × 0.1 kg) with USB	\$2,250.00
205974	RL-350-6BLE	1,000 × 0.2 lb (450 × 0.1 kg) with Bluetooth® BLE 4.0	\$2,485.00

Shipping Weight

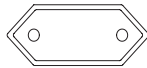
Part #	Model #	L × W × H	Package Wgt. (lb)	Dim Wgt. (lb)	Shipping Wgt. (lb)
150704	RL-350-6	43 × 43 × 11 in	154	147	154
205974	RL-350-6BLE	43 × 43 × 11 in	154	147	154

Options/Accessories

Part #	Description	Price
133077 †	9 VDC adapter, 120 V/230 V auto switching	\$30.00
102508 ††	9 VDC adapter, 230 V	\$30.00
81076	Epson TM-U220 tape printer	\$445.00
186830	Printer cable, 25-pin D-Sub male to RJ-45, 6 ft	\$69.00



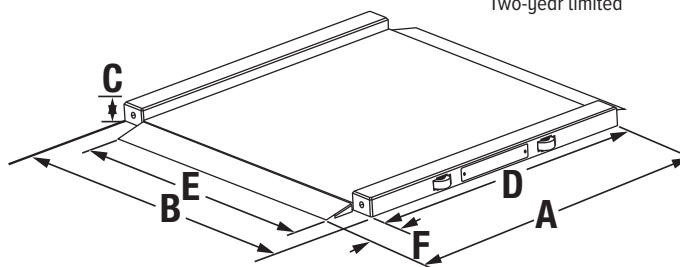
† NEMA 1-15 Plug



†† CEE 7/16 Plug

Dimensions

	Inches	Centimeters
A	41.00	104.1
B	40.00	101.6
C	2.20	5.6
D	34.00	86.4
E	34.00	86.4
F	3.70	9.4



Specifications

Capacity:

1,000 × 0.2 lb (450 × 0.1 kg)

Platform Dimensions Without Ramps:

(L × W × H)

34.00 × 34.00 × 2.20 in

Power:

9 VDC, provided by six AA alkaline batteries (included) or AC adapter (optional)

Battery Type:

Six AA alkaline (included)

Battery Use:

25 hours of continuous use with batteries
Automatic power-off can be configured

Cable Length:

9 ft (2.7 m) cable between scale base and indicator

Display:

5-digit LCD display, 0.75 in (1.9 cm) digit height

Temperature:

Operating:
50 °F to 104 °F (10 °C to 40 °C)

Warranty:

Two-year limited

SB-1150 Summit™

Bariatric Wheelchair Scale

HEALTH SCALES



Standard Features

- Large LCD display
- Antimicrobial keypad
- Heavy-duty mild steel construction
- Single ramp
- Metal, nonslip platform
- Motiontrap™ movement compensation technology
- Unit of measure toggle or locking
- EMR capable
- Serial and USB data communication ports
- Bluetooth® BLE 4.0 available, part number selectable
- Tare function
- Hold function
- BMI (body mass index) function
- Factory calibrated

Specifications

Capacity:

1,000 × 0.2 lb (450 × 0.1 kg)

Platform Dimensions:

(L × W × H)

36.0 × 36.0 × 4.0 in

Ramp Dimensions:

(L × W × H)

36.0 × 28.5 × 4.0 in

Power:

9 VDC, provided by six AA alkaline batteries (included) or AC adapter (optional)

Battery Type:

Six AA alkaline (included)

Battery Use:

25 hours continuous use with batteries
Automatic power-off can be configured

Cable Length:

10 ft (3.1 m) cable between scale base and indicator

Display:

5-digit LCD display, 0.75 in (1.9 cm) digit height

Temperature:

Operating:
50 °F to 104 °F (10 °C to 40 °C)

Warranty:

Two-year limited

Part Number/Price

Part #	Model #	Capacity	Price
150706	SB-1150	1,000 × 0.2 lb (450 × 0.1 kg) with USB	\$2,450.00
205977	SB-1150BLE	1,000 × 0.2 lb (450 × 0.1 kg) with Bluetooth® BLE 4.0	\$2,685.00

Shipping Weight


Part #	Model #	L × W × H	Package Wgt. (lb)	Dim Wgt. (lb)	Shipping Wgt. (lb)
150706	SB-1150	49 × 48 × 24 in	363	407	407
205977	SB-1150BLE	49 × 48 × 24 in	363	407	407

Options/Accessories

Part #	Description	Price
133077 †	9 VDC adapter, 120 V/230 V auto switching	\$30.00
102508 ††	9 VDC adapter, 230 V	\$30.00
81076	Epson TM-U220 tape printer	\$445.00
186830	Printer cable, 25-pin D-Sub male to RJ-45, 6 ft	\$69.00



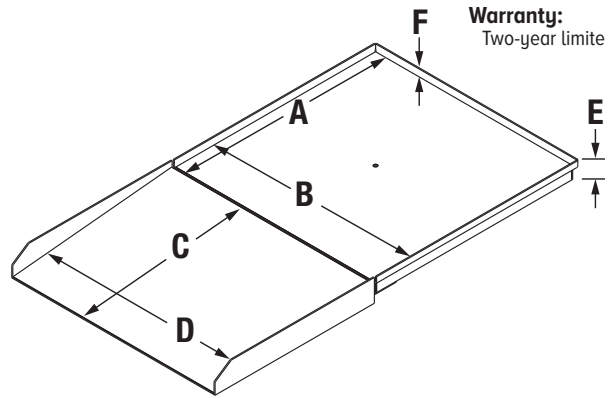
† NEMA 1-15 Plug



†† CEE 7/16 Plug

Dimensions

	Inches	Centimeters
A	36.00	91.4
B	36.00	91.4
C	28.50	72.4
D	36.00	91.4
E	4.00	10.2
F	1.00	2.5



SD-1150-WP

Dialysis Wheelchair Scale

Wall mounted indicator, cable enclosed in customer supplied conduit.



Standard Features

- Package includes scale, pit frame, handrail and indicator
- Large LCD display
- Antimicrobial keypad
- Heavy-duty mild steel construction
- Live handrail for accuracy and patient safety
- Unit of measure toggle or locking
- Motiontrap™ movement compensation technology
- EMR capable
- Serial and USB data communication ports
- Bluetooth® BLE 4.0 available, part number selectable
- Tare function
- Hold function
- BMI (body mass index) function
- Factory calibrated

Specifications

Capacity:

1,000 × 0.2 lb (450 × 0.1 kg)

Platform Dimensions:

(L × W × H)

36.00 × 36.00 × 3.00 in

Power:

9 VDC, provided by six AA alkaline batteries (included) or AC adapter (optional)

Battery Type:

Six AA alkaline (included)

Battery Use:

25 hours continuous use with batteries
Automatic power-off can be configured

Display:

5-digit LCD display, 0.75 in (1.9 cm) digit height

Cable Length:

10 ft (3.1 m) cable between scale base and indicator

Temperature:

Operating:
50 °F to 104 °F (10 °C to 40 °C)

Warranty:

Two-year limited

Part Number/Price

Part #	Model #	Capacity	Price
150707	SD-1150-WP	1,000 × 0.2 lb (450 × 0.1 kg) with USB	\$2,495.00
205978	SD-1150-WPBLE	1,000 × 0.2 lb (450 × 0.1 kg) with Bluetooth® BLE 4.0	\$2,730.00

Shipping Weight

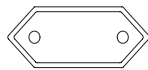
Part #	Model #	L × W × H	Package Wgt. (lb)	Dim Wgt. (lb)	Shipping Wgt. (lb)
150707	SD-1150-WP	40 × 39 × 15 in	246	169	246
205978	SD-1150-WPBLE	40 × 39 × 15 in	246	169	246

Options/Accessories

Part #	Description	Price
133077 †	9 VDC adapter, 120 V/230 V auto switching	\$30.00
102508 ††	9 VDC adapter, 230 V	\$30.00
81076	Epson TM-U220 tape printer	\$445.00
186830	Printer cable, 25-pin D-Sub male to RJ-45, 6 ft	\$69.00



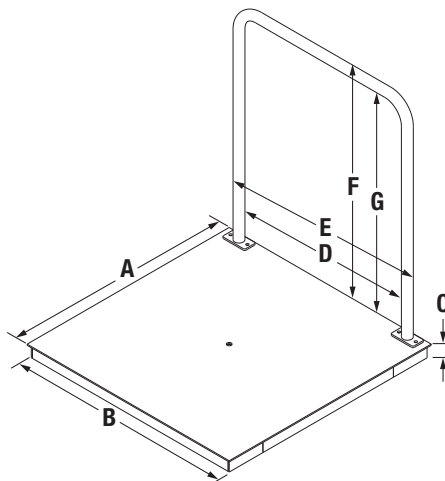
† NEMA 1-15 Plug



†† CEE 7/16 Plug

Dimensions

	Inches	Centimeters
A	36.00	91.4
B	36.00	91.4
C	3.00	7.6
D	31.50	80.0
E	37.00	94.0



Pit Frame Concrete Details

HEALTH SCALES

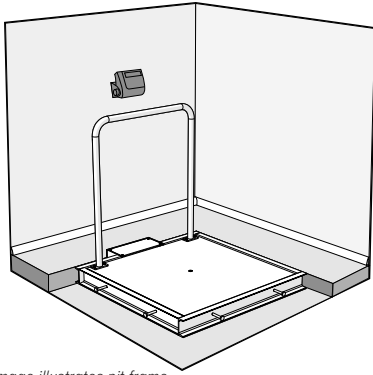
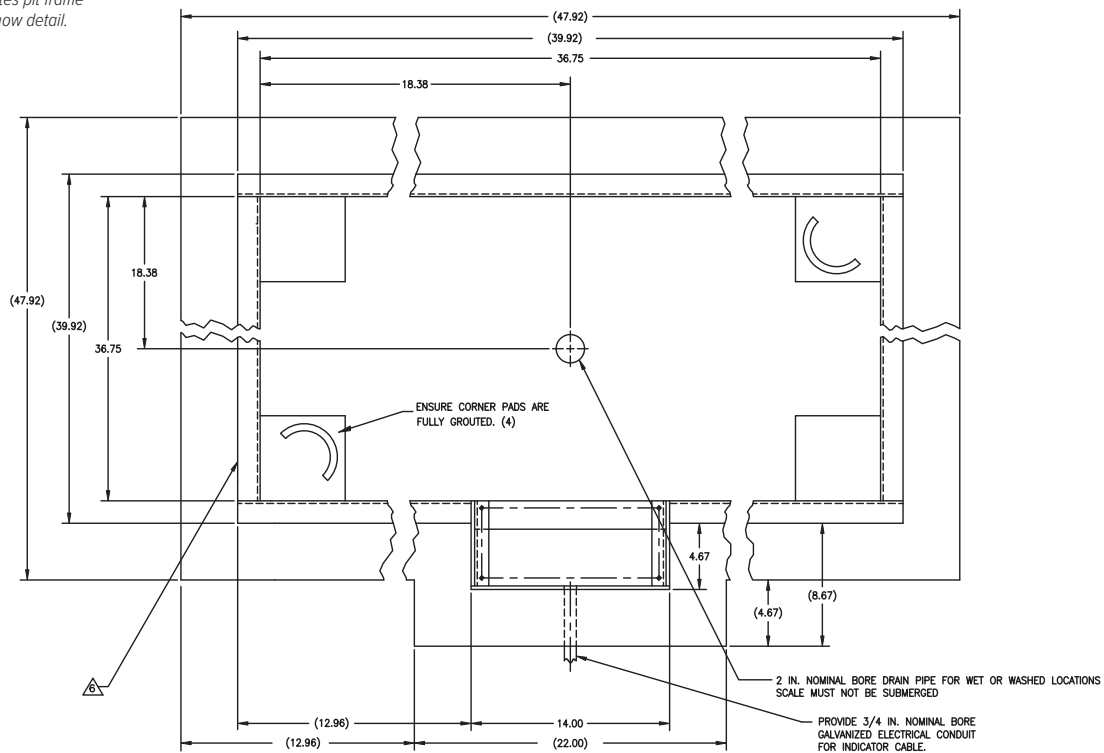
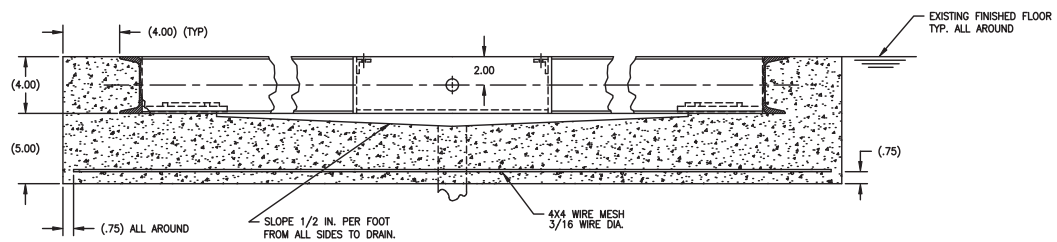


Image illustrates pit frame exposed to show detail.

Drawing dimensions shown in inches



NOTE: HANDRAIL ON SCALE WILL MOUNT
ON SAME SIDE AS JUNCTION BOX POCKET




NOTE:

1. USE CONCRETE OF MINIMUM YIELD STRENGTH 5000 PSI OR 6-BAG MIX.
2. ALLOW 7 DAYS TO CURE. WET CONCRETE PERIODICALLY DURING THIS TIME.
3. DIMENSIONS SHOWN ASSUME FIRM, STABLE SOIL CONDITIONS. WHEN SOIL CONDITIONS ARE NOT ADEQUATE, PLACE FOUNDATION AT SUFFICIENT DEPTH.
4. IN WET OR WASHDOWN APPLICATIONS WE RECOMMEND THE USE OF HERMETICALLY SEALED LOAD CELLS, AND THAT THE JUNCTION BOX BE MOUNTED REMOTELY IN A DRY LOCATION.
5. WIRE MESH TO HAVE MINIMUM .75 COVER BOTTOM AND SIDES.
6. ON STAINLESS STEEL VERSIONS, TWO PIECES OF 2 INCH ANGLE WILL BE SUBSTITUTED FOR THE 4 INCH CHANNEL.

350-10-8S

Digital Stretcher Scale

HEALTH SCALES



Standard Features

- Push-button LCD display
- Antimicrobial keypad
- Two wheels for portability
- Dual ramp
- Metal, nonslip platform
- Safety side rails
- Motiontrap™ movement compensation technology
- Unit of measure toggle or locking
- EMR capable
- Serial and USB data communication ports
- Bluetooth® BLE 4.0 available, part number selectable
- Tare function
- Hold function
- BMI (body mass index) function
- Factory calibrated

Specifications

Capacity:

1,000 × 0.2 lb (450 × 0.1 kg)

Platform Dimensions Without Ramps:

(L × W × H)

49.30 × 32.70 × 2.60 in

Platform Dimensions with

Wheels and Ramps:

(L × W × H)

63.80 × 32.70 × 2.60 in

Power:

9 VDC, provided by six AA alkaline batteries (included) or AC adapter (optional)

Battery Type:

Six AA alkaline (included)

Battery Use:

25 hours continuous use with batteries
Automatic power-off can be configured

Display:

5-digit LCD display, 0.75 in (1.9 cm) digit height

Temperature:

Operating:
50 °F to 104 °F (10 °C to 40 °C)

Cable Length:

7 ft (2.1 m) cable between scale base and indicator

Warranty:

Two-year limited

Part Number/Price

Part #	Model #	Capacity	Price
203622	350-10-8S	1,000 × 0.2 lb (450 × 0.1 kg) with USB	\$2,575.00
203623	350-10-8SBLE	1,000 × 0.2 lb (450 × 0.1 kg) with Bluetooth® BLE 4.0	\$2,810.00

Shipping Weight

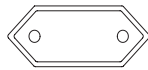
Part #	Model #	L × W × H	Package Wgt. (lb)	Dim Wgt. (lb)	Shipping Wgt. (lb)
203622	350-10-8S	67.2 × 36 × 6 in	154	104	154
203623	350-10-8SBLE	67.2 × 36 × 6 in	154	104	154

Options/Accessories

Part #	Description	Price
133077 †	9 VDC adapter, 120 V/230 V auto switching	\$30.00
102508 ††	9 VDC adapter, 230 V	\$30.00
81076	Epson TM-U220 tape printer	\$445.00
186830	Printer cable, 25-pin D-Sub male to RJ-45, 6 ft	\$69.00



† NEMA 1-15 Plug



†† CEE 7/16 Plug

Dimensions

	Inches	Centimeters
A	63.80	162.0
B	49.30	125.3
C	32.70	83.1
D	32.90	83.6
E	3.90	9.8
F	2.60	6.7
G	0.55	1.4

